

BEARING MANUFACTURING INDIA

Bearing General Catalogue



Index

The Company.....	1
Technical Information.....	2 to 29
Deep Groove Ball Bearings.....	30 to 45
Full Complement Cylindrical Roller Bearings.....	46 to 61
Angular contact Ball Bearings.....	62 to 77
Self-Aligning Ball Bearings.....	78 to 89
Taper Roller Bearings (Metrics).....	90 to 103
Inch Taper Roller Bearings.....	104 to 277
Spherical Roller Bearings.....	278 to 297
Cylindrical Roller Bearings.....	298 to 321
Spherical Roller Thrust Bearings.....	322 to 327
Shaker/Vibrating Screen Bearings.....	328 to 333
Printing Press Bearings.....	334 to 336
Type "E" Tapered Roller Bearing Housed Unit.....	337 to 339
Mounted Spherical Interchange.....	340 to 347
Parts Interchange.....	348

The Company

Bearing Manufacturing India (BMI) is an ISO 9001 Certified with 2 manufacturing units focused on different product segments with customers in more than 45 countries and offices in 2 continents (USA & Europe). We are catering more than 720 standard & special sizes to our customers. With over 200 employees in total, working in 2 different factories one of which is manufacturing standard sizes in bulk quantity and the other where we manufacture non-standard bearings. With most advanced manufacturing technology and quality control systems. BMI's factories are an ISO 9001 certified unit and moving towards TS 16949. Continuous improvement is a way of progress for us.

BMI Bearings are designed as per BS/ISO DIN Standards to perform well in a variety of applications like construction, mining material handling equipment, farm machinery, reduction gear boxes, mechanical power transmission equipments, crusher, oil field equipment, wood working machinery, crane & hoist, rolling mill machinery, textile machinery, paper machinery, printing machinery, fan & blower, automobile axle, railways and a wide range of other industrial machinery.

MANUFACTURING CAPABILITY

BMI manufactures bearings according to standard tolerances (P0 and P6) and on Normal Class Clearance for specific requirements. BMI can produce C2, C3 or C4 clearance bearings. In addition BMI has the equipments for super finishing of track for the bearing rings as well as rollers. Each bearing component i.e. inner and outer rings and rollers have super finish which helps in achieving maximum bearing life.

QUALITY CONTROL

Quality is an integral part of our culture and every effort is made to ensure that customer get value for money. BMI Factories follows in process quality control technique at each stage of manufacturing to achieve high standards. Our quality control room consists of the highest industry standard instruments like noise checking, vibrating checking, crowing checking, roundness tester, surface finish tester, profile projector and other calibrating equipments for the standard room. BMI also has fully-fledged laboratory for micro-structure and chemical analysis. 100% inspection of ID, OD, Width, Radial clearance and noise is done all bearings.

APPLICATION ENGINEERING

BMI has a strong team of application engineers willing to understand your application needs and provide appropriate solution by selecting the right bearing which fits your needs. BMI's application engineering approach had helped gain a lot of customer's confidence about our practical knowledge of the field of bearings. Our design team is capable of designing a custom solution for your needs and manufacturing it in a cost effective way.

Selection of Bearing

Axial Disp. Possible in Bearing	Pure radial load	Pure Axial Load	Combined Load	Moment Load	High Speed	Comp. for Errors of Alignment During Operation
Ball Single Row	C	C	C	F	A	A
Ball doublerow	C	C	C	C	C	C
Self aligning	C	F	F	NR	B	B
Ball Angular Contact	C	C	B	F	B	A
Ball Angular Contact Back-to-back	B	C	B	C	C	B
Ball for point contact	F	C	C	C	B	C
Cylindrical roller N,Nu	B	NR	NR	NR	A	B
Cylindrical Roller NJ,NUP	B	C	C	NR	A	B
Cylindrical Roller Double Row	A	NR	NR	C	A	A
Complement Cylinder Roller	A	C	F	NR	F	C
Full Cylinder roller Double row	A	C	F	C	F	C
Needle Roller	B	NR	NR	NR	C	C
Spherical Roller	A	C	A	NR	C	C
Upper Roller	B	B	A	NR	C	B
Taper Roller (Face to Face)	A	B	A	F	C	C
Thrust Ball	NR	C	NR	NR	C	B
Thrust Bal with Spherical	NR	C	NR	NR	C	C
Housing Washer						
Thrust Cylinder roller	NR	B	NR	NR	F	B
Thrust Needle Roller	NR	B	NR	NR	F	C
Thrust Spherical Roller	NR	A	C	NR	C	C

Selection of Bearing

High Stiffness	Quiet Ruuing	Low Friction	Comp. for Errors of Alignment During Operation	Comp. for Errors of Alignment (Intial)	Location Bearing Installation	Non-location Bearing Installation	Axial Disp Possible in Bearing
C	A	A	F	F	B	C	NR
C	C	B	NR	NR	C	C	NR
F	B	B	A	B	C	C	NR
C	B	B	F	F	B	NR	NR
B	C	C	NR	NR	B	C	NR
C	C	C	NR	NR	B	F	NR
B	B	B	F	F	NR	A	A
B	C	B	F	F	C	C	C
A	B	B	NR	NR	NR	A	A
A	F	F	F	F	C	C	C
A	F	F	NR	NR	C	C	C
B	C	F	NR	NR	NR	A	A
B	C	C	A	B	B	C	NR
B	C	C	F	F	B	NR	NR
A	C	C	F	F	A	C	NR
C	F	C	NR	NR	C	NR	NR
C	F	C	NR	-	C	NR	NR
B	F	F	NR	NR	C	C	NR
B	F	F	NR	NR	C	C	NR
B	F	C	A	B	B	B	NR

Load Carrying Capacity And Life

Fatigue theory as a principle

Modern, high quality bearings can exceed by a considerable margin the values calculate in accordance with ISO 281 under favorable operating conditions. The above conditions may be because of following factor

- * The bearing load
- * The fatigue limit of the material
- * The extent to which the surfaces are separated by the lubricant
- * The cleanliness in the lubrication gap
- * Additives in the lubricant
- * The internal load distribution and frictional conditions in the bearing

Dynamic load carrying capacity and life

- * The required size of a rolling bearing is dependent on the demands made on its Load carrying capacity
- * Rating life
- * Operational reliability.
- * The dynamic load carrying capacity is described in terms of the basic dynamic load ratings. The basic dynamic load ratings are based on DIN ISO 281

The rating life as fatigue period depends on:

- * The statistical probability of the first appearance of failure.
- * The operating speed
- * The load
- * The basic dynamic load rating C applies to rotating rolling bearings.
- * A constant, concentrically acting axial load Ca for axial bearings.
- * A constant radial load Cr for radial bearings.

Calculation of the rating life:

The methods for calculuting the rating life are:

- * The adjusted rating life to DIN ISO 281,
- * The basic rating life to DIN ISO 281,

Basic Rating life:

The Basic rating life L and Lj is determined using the following formulae:

$$L = (C/P)^p$$

$$L_h = 16666/n \times (C/P)^p$$

$$L = 10^6 \text{ revolutions}$$

The basic rating life in millions of revolutions is the life reached or exceeded by 90% of a sufficiently large group of pparentlyidentical bearings before the first evidence of material fatigue develops.

Load Carrying Capacity And Life

L_h = The basic rating life as defined for L but expressed in operating hours

C = Basic dynamic load rating

P = Equivalent dynamic bearing load for radial and axial bearings

p = life exponent;

For roller bearings: $p = 10/3$ for ball bearings: $p = 3$

N = Operating speed

Equivalent dynamic load:

P gives the same rating life as the combined load occurring in practice. $P = X \cdot F_r + Y \cdot F_a$

P = Equivalent dynamic bearing load

F_r = radial dynamic bearing load

F_a = Axial dynamic bearing load

Dynamic load the equivalent dynamic load P is a calculated value. This value is constant in size and direction; it is a radial load for radial bearings and an axial load for axial bearings.

TECHNICAL Adjusted rating life:

The adjusted rating life can be calculated if, in addition to the load and speed, other influences know as:

* Lubrication

* Special material characteristic

* if a requisite reliability other than 90% is specified.

$L_{na} = a_1 \cdot a_2 \cdot a_3 \cdot L$

L_{na} 106 revolutions

Adjusted rating life for special material characteristic and operating conditions with a requisite reliability of (100-n)%

106 revolutions

Basic rating life

a 1 Life adjustment factor for a requisite reliability other than 90%

a 2 Life adjustment factor for special material characteristics

For standard rolling bearing steels: $a_2 = 1$

a 3 Life adjustment factor for special operating conditions

Load Carrying Capacity And Life

Required rating life:

If no information is available on the required rating life, the guide values from the following tables may be used.

Caution!

Do not over specify the bearing. If the calculated life is greater

Than 60,000 h, this normally means that the bearing arrangement is Over specified. Pay attention to the minimum load for the

bearings; see the design and safety guidelines in the product sections.

Motor Vehicles

Mounting location	Recommended rating life in h			
Ball bearings	Roller bearings			
	From	To	From	To
Motorcycles	450	1900	450	2300
Passenger car power trains	530	1000	550	1100
Passenger car bearings protected Against contamination (gearbox)	210	490	200	500
Passenger car wheel bearings	1300	5000	1400	65000
Light commercial vehicles	2000	4000	2400	5000
Medium commercial vehicles	2900	5300	3600	7000

Rolling mills, steelworks equipment

Mounting location	Recommended rating life in h			
	Ball bearings		Roller bearings	
	From	To	From	To
Rolling mill frames	450	13500	450	19000
Rolling mill gearboxes	13000	30000	195000	49000
Roller tables	7600	20000	9000	33000
Centrifugal casting machines	20000	45000	33000	74000

Load Carrying Capacity And Life

Machine tools

Mounting location	Recommended rating life in h			
	Ball bearings		Roller bearings	
	From	To	From	To
Ball bearings				
Headstock spindles,	13000	46000	20000	74000
Milling spindles				
Drilling spindles	13000	31000	19000	45000
Grinding spindles	7600	21000	9000	34000
Work piece spindles	20000	62000	34000	100000
In grinding machines				
Machine tool gearboxes	13000	31500	19000	48500
presses / fly wheels	20000	31500	34000	49500
Presses / eccentric shafts	13500	20000	19000	34000
"Electric tools And compressed air tools"	3500	13500	4500	19000

Electric Motors

Mounting location	Recommended rating life in h			
	Ball bearings		Roller bearings	
	From	To	From	To
Electric motors for house hold appliances	1600	3900	-	-
Series motors	20000	31000	33000	49000
Large motors	31000	61000	49000	100000

Load Carrying Capacity And Life

Paper and printing machinery

Mounting location	Recommended rating life in h			
	Ball bearings		Roller bearings	
	From	To	From	To
Paper machinery / wet section	-	-	100000	140000
Paper machinery / dry section	-	-	140000	240000
Paper machinery / refiners	-	-	100000	140000
Paper machinery / calenders	-	-	74000	100000
Printing machinery	31000	45000	49000	74000

Pumps, fans, compressors

Mounting location	Recommended rating life in h			
	Ball bearings		Roller bearings	
	From	To	From	To
Belt drives / mining	45000	-	75000	150000
Conveyor belt rollers / mining	7700	62000	74000	110000
Conveyor belt rollers / general	-	20000	10000	35000
Belt drums	7700	-	49000	75000
Bucket wheel excavators / tray. Dr.	-	20000	90000	35000
Bucket wheel excavators buck. Wh.-	45000	-	74000	20000
Bucket wheel excavators /		82000	74000	15000
Bucket wheel drive	31000			
Winding cable sheaves	7600	45000	49000	74000
Sheaves		20000	9000	34000

Load Carrying Capacity And Life

Gearboxes in general machine building

Mounting location	Recommended rating life in h			
	Ball bearings		Roller bearings	
	From	To	From	To
Universal gearboxes	3900	13000	4500	19000
Geared motors	39001	13000	4500	19000
Large gearboxes, stationary	3000	45000	20000	74000

Centrifuses

Mounting location	Recommended rating life in h			
	Ball bearings		Roller bearings	
	From	To	From	To
Centrifuses	7700	13000	9000	19000
Large stirrers	20000	31000	34000	49000

Conveying equipment

Mounting location	Recommended rating life in h			
	Ball bearings		Roller bearings	
	From	To	From	To
Ventilators, fans	20000	44500	34000	74000
Large fans	31000	62000	49000	11000
Pistons pumps	20000	45000	34000	74000
Centrifugal pumps	13000	45000	19000	74000
Hydraulic axial and radial piston engines	450	7700	550	9000
Gear pumps	450	7700	550	9000
Compressors	3900	20000	4900	34000

Load Carrying Capacity And Life

Operating life

The operating life is the life actually achieved by a rolling bearing. It may differ significantly from the calculated life.

This may be due to wear or fatigue as a result of:

- Misalignment Between The Shaft And Housing
- Insufficient Or Excessive Operating Clearance
- Deviating Operating Conditions
- Insufficient Lubrication
- Excessive Operating Temperature
- Very High Shock Loads Leading To Static Overloading
- Prior Damage During Installation.

Axial load carrying capacity of cylindrical roller bearings:

Radial cylindrical roller bearings used as semi-locating and locating bearings can support axial forces in one or both directions in addition to radial forces.

The axial load carrying capacity is dependent on:

- The size of the sliding surfaces between the ribs and the end faces of the rolling elements
- The sliding velocity at the ribs
- The lubrication on the contact surfaces.

Static load carrying capacity

Very high static loads or shock loads can cause plastic deformation on the raceways and rolling elements. This deformation limits the static load carrying capacity of the rolling bearing with respect to the permissible noise level during running.

If a rolling bearing operates without rotary motion or with only infrequent rotary motion, its size is determined in accordance with the basic static load rating C_0 . According to DIN ISO 76, this is:

- A constant radial load C_{0r} for radial bearings
- A constant, concentrically acting axial load C_{0a} for axial bearings.

Load Carrying Capacity And Life

The basic static load rating C_0 is that load under which the Hertzian pressure at the most heavily loaded point between the rolling elements and raceways reaches the following values.

For roller bearings, 4000 N/mm²

For ball bearings, 4200 N / mm²

For self-aligning ball bearings, 4600 N/mm²

Friction and increase in temperature

Friction

The friction in a rolling bearing is made up of several components; see table Frictional components and influencing factor. Due to the large number of influencing factors, the frictional torque and thus the frictional energy can only be calculated in approximate Terms and on the precondition of constant operating conditions.

Friction and increases in temperature

Frictional components and influencing factor	Frictional component Influencing factor
	Rolling friction Magnitude of load
	Sliding friction of rolling elements Magnitude and direction of load
	Sliding friction of cage speed and lubrication conditions,

Fluid Friction Flow Resistance	Type And Speed
Seal friction	Type, quantity and operating viscosity of lubricant
The idling friction is dependent on:	Type and preload of seal
The quantity of lubricant	The speed
The operating viscosity of the lubricant	
The seals	
The running-in condition of the bearing.	

Speeds

On the basis of DIN-732-1, calculation of the thermal reference speed n_b has been standardized in ISO 15312. The calculation of reference speeds was matched to this standard, giving modified values compared to the previous catalogue data. The symbols used in the formula have been matched to the international standard.

Load Carrying Capacity And Life

Thermal reference speed

The thermal reference speed n_B is used as an auxiliary quantity for calculating the thermally safe operating speed n . This is the speed at which, under defined reference conditions, a bearing operating temperature of $+70\text{ }^\circ\text{C}$ is achieved.

Lubrication

Principals

Lubrication and maintenance are important for the reliable operation and long operating life of rolling bearings.

Functions of lubricant the lubricant should,

Form a lubricant film on the contact surfaces that is sufficiently capable of supporting loads and thus preventing wear and premature fatigue.

Dissipate heat in the case of oil lubrication

Give additional sealing of the bearing, in the case of grease lubrication, against the entry of both solid and fluid contaminants.

Reduce the running noise.

Protect the bearing against corrosion

Selection of the type of lubrication:

It should be determined as early as possible in the design process whether bearings should be lubricated using grease or oil.

The following factors are decisive in determining the type of lubrication and quantity of lubricant:

The operating conditions

The type and size of the bearing

Criteria for grease lubrication:

In case of grease lubrication, the following criteria must be considered.

Normal assembly

Sealing action

Time to time lubrication

Criteria for oil in the case of oil lubrication, the following criteria

Load Carrying Capacity And Life

Lubrication: must be considered.

Good lubricant distribution and supply to contact areas

Dissipation of heat possible from the bearing (significant principally at high speeds and / or loads)

Should be more perfect sealing.

Under extreme operating conditions (such as very high temperatures, vacuum, aggressive media), it may be possible to use special lubrication methods such as solid lubricants in consultation with the engineering service.

Grease lubrication:

Greases can be differentiated in terms of their thickeners and base oils. The base oils of greases are covered by information in table.

Composition of grease:

Conventional greases have metal soaps as thickeners and mineral Base oil. They also contain additives. These have a specific influence on, for example, the characteristics in relation to wear prevention, corrosion prevention or resistance to ageing. These combinations of additives are not, however, fully effective across every temperature and load range.

Grease exhibit widely varying behaviour in response to environmental influences such as temperature and moisture.

Type of Grease

The characteristics of greases are dependent on: The base oil

The viscosity of the base oil (this is important for the speed range)

The thickener (the shear strength is significant for the speed range)

The additives.

Load Carrying Capacity And Life

Selection of suitable grease

Suitable greases should be selected in accordance with the operating of the bearing:

Temperature

Compressive load

Speed

The presence of water / moisture.

Bearing-specific speed parameter $F_k \cdot n \cdot D_m$:

The basic grease operating life is dependent on bearing specific speed parameter $F_k \cdot n \cdot D_m$.

F_k -factor for bearing type,

Bearing type

n -Operating speed or equivalent speed

Deep Groove ball bearings, single row

D_m -mean bearing diameter $(d+D)/2$

Deep groove ball bearings, double row

Bearing type	F_k
Deep Groove ball bearings, single row	1
Deep groove ball bearings, double row	1,5
Angular contact ball bearings, single row	1,6
Angular contact ball bearings, double row	2
Four point contact bearings	1,6
Sell-aligning ball bearings	1,45
Axial deep groove ball bearings	5,5
Axial angular contact ball bearings, double row	1,4
Cylindrical roller bearings, single row, with constant axial load	3,25
Cylindrical roller bearing, single row, with alternating axial load	2
Cylindrical roller bearings, double row	3,5
Cylindrical roller bearings, full complement	5,3
Tapered roller bearings	4
Spherical roller bearings without central rib	8
Spherical roller bearings with central rib	10,5
Needle roller and cage assemblies, needle roller bearings	3,6
Drawn cup needle roller bearings	4,2

Load Carrying Capacity And Life

Cleanliness

The cleanliness of the oil influences the rating life of bearings,

Recommendation:

An oil filter should be provided and attention should be paid to the filtration rate (recommended filter mesh <25 µm).

Lubrication methods: A distinction can essentially be drawn between the following methods

Drip feed oil lubrication

Pneumatic oil lubrication in order to protect the environment, this should be used as a substitute for oil mist lubrication

Oil bath lubrication splash or sump lubrication

Recirculation oil lubrication.

Oil bath lubrication

The oil level should reach the centre line of the lowest rolling element, if the oil level is higher than this, the bearing temperature may increase at high circumferential speeds and losses. Due to splashing may occur. Furthermore, foaming of the oil may

Recirculating oil lubrication

In recirculation oil lubrication, the oil is subjected to additional cooling; the oil can therefore dissipate heat from the bearing. The quantity of oil required for heat dissipation is dependent on the cooling conditions.

Design of adjacent construction for oil Lubrication

The lubrication holes in the housing and shaft must align with those in the rolling bearing. Adequate cross-sections must be fed from the inside to the outside.

Outlet cross-section - Guide values for oil lubrication

The cross-section of the oil outlet hole should be significantly larger than that of the inlet.

Load Carrying Capacity And Life

Oil injection lubrication

In bearing running at high speeds, the oil is injected into gap between the cage and bearing ring. Injection lubrication using large recirculation quantities is associated with high power loss.

Radial internal clearance

The radial internal clearance applies to bearings with an inner ring before the bearing is fitted. It is defined as the amount, by which the inner ring can be moved in a radial direction from one extreme position to the other in relation to the outer ring,

The radial internal clearance is subdivided into groups according to DIN 620 and ISO 5 753, see table Radial internal clearance groups. The values for the radial internal clearance are given in DIN 620-4, ISO 5 753 and in the Features section of the product description.

CN, C2, C3, C4, C5

Internal clearance groups

Radial internal clearance groups

Internal Clearance Group	Description	Standard	Application
CN	Normal CN is not included in bearing designations	DIN 62-4 ISO 5 753	Normal operating conditions, shaft and housing tolerances as shown in operating clearance and Design of bearing arrangement
C2	Smaller than CN		High alternating loads combined with oscillating motion
C3	Larger than CN		Bearing rings with press fits and
C4	Larger than C3		Large temperature differential between inner and outer ring
C5	Larger than C4	ISO 5 7 53	

Load Carrying Capacity And Life

FAILURE OF BEARING

Bearing are used to control following parameter]

Vibration

Operating noise

Increase in temperature.

Any change in above parameter level, invite bearing failure. Failure causes are classified in to following category

Failure because of misapplication

Failure because of environment factor

Failure because of quality of bearing include

* Design

* Material

Environmental factor and origin of failure

Mounting condition

Improper mounting procedure and tools

Dirty mounting condition

Improper manufacturing of housing or shaft (i.e. tolerance, misalignment etc.)

Operation condition

External vibration

Over loading - speeding

Shaft deflection (more than acceptable)

Environmental condition

Foreign particle from water, dust, chemical, textile or Too low or too high an ambient temperature.

Load Carrying Capacity And Life

TYPES OF FAILURE

wear - foreign material

Etching - corrosion

Inadequate lubrication

Fatigue spalling

Excessive preload or overload

Misalignment and inaccurate machining of seats or shoulder

Handling and installation damage

Damaged bearing cage or retainers

Improper fit in housing or shaft

Brinell and impact damage

False brinelling

burning

The greases in the range are arranged in grades in terms of performance capability such that almost all areas of application are covered, see table Arcanol rolling bearing greases.

	Designation To DIN 51825	Classification	Type of grease
MULT12	K2N-30	"Low-noise ballbearing grease for d ≤ 62mm"	"Lithium soap mineral oil"
MULT13	K3N-30	Standard ball bearing/ insert bearing grease for d > 62mm	Lithium soap mineral oil
SPEED2,6	KE3K-50	Spindle bearing grease standard	Polycarbamide PAO + ester oil 1)
MULTITOP	KE2N-40	Universal high performance grease	Calcium soap + polycarbamide, PAO1)
TEMP90	KP2P-40	Low noise rolling bearing grease, up to + 160 °C	Calcium soap + polycarbamide, PAO1)
TIMP110	KE2P-40	Universal grease for higher temperatures	Lithium complex soap, ester oil
TEMP120	KPHC2R-30	Grease for high temperatures and high loads	Poly carbamide PAO + ester oil 1)

Operating Temperature Range 0C	"Upper continuous Limit temperature T upperlimt 0C"	NLGI Class	Speed Parameter n-dm min-1 .mm	Kinematic viscosity	
				at+ 40 0C mm2 /s	At + 100 0C
-30 to + 140	+ 75	2	500000	100	10
-30 to + 140	+ 75	3	500000	80	8
-50 to + 120	+ 80	2/3	2000000	22	5
-40 to + 150	+ 80	2	800000	52	12,5
-40 to +160	+ 90	2	500000	130	15,5
-40 to +160	+ 110	2	600000	150	19,8
-35 to + 180	+ 120	2	300000	460	40

Arcanol Grease	Designation To DIN 51825	Classification	Type of grease
TEMP200	KFK2U-40	Rolling bearing grease for T>+150 0C to + 250 0 C	PTFE alkoxyfluoroether
LOAD220	KP2N-20	Heavy duty grease, wide speed range	Lithium-calcium soap1) Mineral oil
LOAD400	KP2N-20	Grease for high loads, shocks	Lithium-calcium soap1) Mineral oil
LOAD1000	KP2N-20	Grease for high loads, shocks, large bearings	Lithium-calcium soap1) Mineral oil
FOOD2	KPF2K-30	Grease with foodstuffs approval	Aluminium complex soap white oil
VIB3	KP3N-30	Grease for oscillating motion	Lithium complex mineral oil
BIO2	KPE2K-30	Grease with rapid biodegradability	Lithium-calcium soap1) Mineral oil

Operating Temperature Range 0C	"Upper continuous Limit temperature T upperlimt 0C"	NLGI Class	Speed Parameter n-dm min-1 .mm	Kinematic viscosity	
				at+ 40 0C mm2 /s	At + 100 0C
-40 to + 260	+ 200	2	300000	400	35
20 to + 140	+ 80	2	500000	220	16
-25 to 140	+ 80	2	400000	400	28
-25 to 140	+ 80	2	300000	1000	42
-30 to + 120	+70	2	500000	192	17,5
-30 to + 150	+ 90	3	350000	170	13,5
-30 to + 120	+ 80	2	300000	58	10

Designation To	Classification	Type of grease	Operating Temperature Range 0C	Upper continuous Limit temperature T upperlimit 0C	NLGI Class	Speed parameter n-dM min-1 .mm	ISO VG class (base oil)2
A01	Ball bearing grease for T<+180 0C	Polycarbamide ester oil	-40 to + 180	+ 115	2 to 3	600000	68 to 220
A02	Ball bearing grease for T<+180 0C	Polycarbamide SHC	-40 to + 160	+ 85	2 to 3	500000	68 to 220
A13	Standard ball bearing/insert bearing grease for d>62mm	Lithium soap mineral oil	-30 to + 140	+ 75	3	500000	68 to 150
A14	Low-noise ball bearing grease for Dd62 mm	Lithium soap mineral oil	-30 to + 140	+ 75	2	500000	68 to 150
A15	Low-noise ball bearing grease for high speed	Lithium soap ester oil	-50 to + 150	+ 70	2 to 3	1000000	22 to 32

Designation To	Classification	Type of grease	Operating Temperature Range 0C	Upper continuous Limit temperature T upperlimit 0C	NLGI Class	Speed parameter n-dM min-1 .mm	ISO VG class (base oil)2
A22	Free-running grease with low frictional torque	Lithium soap ester oil	-50 to + 120	+ 70	2	1000000	10 to 22
014	Initial greasing for insert bearings for low temperatures	Gel ester oil	-54 to 2043)	+ 80	1 to 2	900000	22 to 46
086	Intial greasing for insert bearings for wide temperature range and low loads	Sodium complex soap silicone oil	-40 to + 180	+ 115	3	150000	68 to 150
A08	Grease for line contact	Lithium complex soap mineral oil	-30 to + 140	+ 95	2 to 3	500000	150 to 320
A126	Standard grease for drawn cup roller clutches	Calcium / lithium soap mineral oil	-20 to + 80	+ 60	2	500000	10 to 22

Designation To	Classification	Type of grease	Operating Temperature Range 0C	Upper continuous Limit temperature T upperlimt 0C	NLGI Class	Speed parameter n-dM min-1 .mm	ISO VG class (base oil)2
A28	Screw drive bearing grease	Lithium soap ester oil	-30 to + 160	+ 110	2	600000	15 to 100
A11	Rolling bearing grease resistant to media for temperatures up to + 250°C	PTFE Alkoxy-fluoroether	-40 to + 250	+ 180	2	300000	460 to 680
	Rolling bearing grease resistant to media for temperatures up to +1400C	Barium complex soap	-20 to + 140	+ 70	1 to 2	350000	150 to 320

Maintenance

In general, if rolling bearings are used correctly, they will survive to their predicted fatigue life bearings, often fail prematurely due to avoidable mistakes.

The causes of, this premature failure include improper mounting, mishandling, poor lubrication, entry of foreign matter or abnormal heat generation.

All the various causes and the prevention required for that cause areas mentioned below:

Flaking

Flaking occurs when small pieces of bearing material are split off from the smooth surface of the raceway or rolling elements due to rolling fatigue, thereby creating regions having rough and coarse texture.

Causes

Excessive load, poor mounting (misalignment), entry of foreign debris, water penetration; Poor lubrication, unsuitable bearing clearance, improper precision for shaft or housing, large shaft bending, Rust, corrosion pits, smearing, dents (brinelling)

Preventive measures

- * Reconfirm the bearing application and check the load conditions
- * Improve mounting method
- * Improve the sealing mechanism, prevent rusting during non-running
- * Use a lubricant with a proper viscosity, improve the lubrication method
- * Check the precision of shaft and housing
- * Check the bearing internal clearance

Peeling

Dull spots appear on surface along with light wear, from such dull spots tiny cracks are generated downward to a depth of 5-10µm

Causes

Unsuitable lubricant entry of debris into lubrication rough surface due to poor lubrication surface roughness of mating rolling parts

Preventive measures

- Select a proper lubricant
- Improve the sealing mechanism
- Improve the surface finish of the rolling mating parts

Scoring

Scoring is surface damage due to accumulated small seizures caused by sliding under improper lubrication or severe operating conditions. Linear damage appears circumferentially on the raceway and roller surfaces. Cycloidal shaped damage on the roller ends and scoring on the surface contacting roller ends also occur.

Causes

Excessive load, excessive preload
 Poor lubrication particles are caught in the surface
 Inclination of inner and outer rings
 shaft bending poor precision of the shaft and housing

Preventive measures

- Check the magnitude of the load
- Adjust the pre load
- Improve the lubricant and the lubrication method
- Check the precision of the shaft and housing

Smearing

Smearing is surface damage which occurs from a collection of small seizures between bearing components caused by oil film rupture and / or sliding.

High speed and light load sudden acceleration / deceleration improper lubricant Entry of water

Preventive measures

- Improve the bearing clearance
- Use a lubricant with good oil film formation ability
- Improve the sealing mechanism

Fracture

Fracture refers to small pieces which were broken off due to excessive load or shock load acting locally on a roller corner or rib of a raceway ring.

Causes

Impact during mounting Excessive load

Preventive measures

- Improve the mounting method (shrink fit, use of proper tools)
- Reconsider the load conditions
- Provide enough back up and support for the bearing rib

Cracks

Cracks in the raceway ring and rolling elements. Continued use under this condition leads to larger Cracks or Fractures

Causes

Excessive interference Excessive load shock load Progression Flaking Heat generation and fretting caused by contact between mounting parts and raceway ring

Heat generation due to creep

Poor taper angle of tapered shaft

Poor cylindricality of shaft

Interference with bearing chamfer due to a large shaft corner radius

Preventive measures

- * Correct the interference
- * Check the load conditions
- * Improve the mounting method

Cage Damage

Cage damage includes cage deformation fracture and wear fracture of cage pillars deformation of side face Wear of pocket surface wear of guide surface

Causes

Improper mounting (bearing Misalignment), Large moment load, Shock and vibration

Excessive rotation speed, sudden acceleration and deceleration, Poor lubrication Temperature rise



Deep groove ball Bearings

Deep groove ball bearings are manufactured in a varied range, both of standard design and various constructive versions. These bearings can take double direction radial and axial loads allowing for good operation at high speed.

BMI produces a wide variety of deep groove ball bearings. Single row bearings without filling slot (Conrad type) are most popular. BMI also manufactures with filling slot on customer requests.

Product Highlights

Fast, quiet, robust bearings

Quiet running

Quality performance in demanding applications

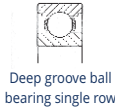
Optimized internal geometry

Large product assortment

Deep Groove Ball Bearings

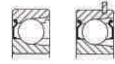
Filling Slot Type

This design incorporates a greater number of balls as compared to without filling slot. The most common design are described (fig 2)



Deep groove ball bearing single row

Figure 1



Deep groove ball bearing with filling slots (Max type)

Figure 2

Variations

BMI Manufacturers with a wide variety of seal & agree based on customers application.

Standard bearings run well unit 0°C to 100°C. For higher temperature applications BMI offers special material seals that can withstand higher temperature and special grease from KLUBER based on the temperature conditions.

SUFFIXES

- | | |
|---|---|
| A - bearing with extended outer ring | RSA - bearing with special seal |
| B - bearing with extended inner ring | 2RS - bearing with 2 seals, friction on the inner ring recess |
| C2 - radial clearance smaller than normal | RSR - |
| C3 - radial clearance larger than normal | 2RSR- bearing with 2 seals, friction on the rib of the inner ring |
| FA - machined cage of steel or cast iron guided in the outer ring | S0 - bearing which can operate up to a temperature of +150°C |
| F2 - constructive modifications | S1 - bearing which can operate up to a temperature of +200°C |
| K - bearing with tapered bore | SP - snap ring, diameter series 0, 2, 3, 4 |
| M - machined cage of brass guided on the rolling elements | SR - snap ring, diameter series 18 and 19 |
| MA - machined cage of brass guided in the outer ring | T30 - |
| MA - machined cage of brass guided in the inner ring | TN - polyamide cage |
| N - circular groove for snap ring on the outer ring | V - bearing without cage |
| NR - circular groove on the outer ring and snap ring | Z - bearing with shield and recess on the inner ring |
| P0 - normal tolerance class (it is not marked) | 2Z - bearing with 2 shield and recess on the inner ring |
| P6 - tolerance class more accurate than normal | ZNRB bearing with shield and snap ring on the same side |
| P63- tolerance class P6 and radial clearance C3 | ZR - bearing with shield, without recess on the inner ring |
| P5 - tolerance class more accurate than P6 | 2ZR - bearing with 2 shields, without recess on the inner ring |
| P4 - tolerance class more accurate than P5 | |
| R - rib on the outer ring | |
| RS - | |

Deep Groove Ball Bearings

Internal Clearance

BMI produces with normal radial clearance as standard based on demands even other customers can be manufactured. The values for single row deep groove ball bearings are shown in Table 1 as below.

Radial internal clearance of deep groove ball bearings

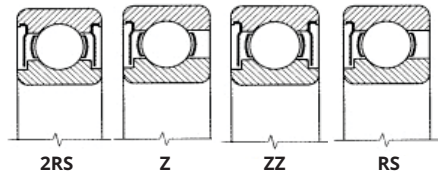
Bore Diameter	Radial Internal Clearance										
		C2		Normal		C3		C4		C5	
d	Incl.	min	max	min	max	min	max	min	max	min	max
over (mm)	mm	micron									
2.5	10	0	7	2	13	8	23	14	29	20	37
10	18	0	9	3	18	11	25	18	33	25	45
18	24	0	10	5	20	13	28	20	36	28	48
24	30	1	11	5	20	13	28	23	41	30	53
30	40	1	11	6	20	15	33	28	46	40	64
40	50	1	11	6	23	18	36	30	51	45	73
50	65	1	15	8	28	23	43	38	61	55	90
65	80	1	15	10	30	25	51	46	71	65	105
80	100	1	18	12	36	30	58	53	84	75	120
100	120	2	20	15	41	36	66	61	97	90	140
120	140	2	23	18	48	41	81	71	114	105	160
140	160	2	23	18	53	46	91	81	130	120	180
160	180	2	25	20	61	53	102	91	147	135	200
180	200	2	30	25	71	63	117	107	163	150	230
200	225	4	32	28	82	73	132	120	187	175	255
225	250	4	36	31	92	87	152	140	217	205	290
250	280	4	39	36	97	97	162	152	237	255	320
280	315	8	45	42	110	110	180	175	260	260	360

Deep Groove Ball Bearings

Radial internal clearance of deep groove ball bearings

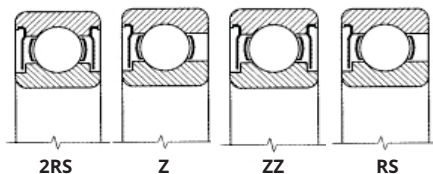
Bore Diameter	Radial Internal Clearance										
	Incl.	C2		Normal		C3		C4		C5	
d		min	max	min	max	min	max	min	max	min	max
over (mm)	mm	micron									
315	355	8	50	50	120	120	200	200	290	290	405
355	400	8	60	60	140	140	230	230	330	330	460
400	450	10	70	70	160	160	260	260	370	370	520
450	500	10	80	80	180	180	290	290	410	410	570
500	560	20	90	90	200	200	320	320	460	460	630
560	630	20	100	100	220	220	350	350	510	510	700
630	710	30	120	120	250	250	390	390	560	560	780
710	800	30	130	130	280	280	440	440	620	620	860
800	900	30	150	150	310	310	490	490	690	690	960
900	1000	40	160	160	340	340	540	540	760	760	1040
1000	1120	40	170	170	370	370	590	590	840	840	1120

Deep Groove Ball Bearings



Bearing Designation	Principal Dimensions			Basic Load Ratings		Fatigue Load Limit	Speed ratings Lubrication		Mass
	d	D	B	Dynamic	Static		Grease	Oil	
mm				C (kN)	CO (kN)	Pu (kN)	rpm		kg
608	8	22	7	3.3	1.4	0.1	36000	43000	0.012
609	9	24	7	3.7	1.7	0.1	32000	38000	0.014
618/8	8	16	4	1.3	0.6	0.0	40000	480000	0.003
618/9	9	17	4	1.4	0.6	0.3	38000	45000	0.003
629	9	26	8	4.6	2.0	0.1	28000	34000	0.020
6000	10	26	8	4.6	2.0	0.1	30000	36000	0.019
6001	12	28	8	5.1	2.4	0.1	26000	32000	0.022
6002	15	32	9	5.6	2.9	0.1	22000	28000	0.030
6003	17	35	10	6.1	3.3	0.1	19000	24000	0.039
6004	20	42	12	9.4	5.0	0.2	17000	20000	0.069
6005	25	47	12	11.2	6.6	0.3	15000	18000	0.080
6006	35	55	13	13.3	8.3	0.4	12000	15000	0.120
6007	35	62	14	15.9	10.2	0.4	10000	13000	0.160
6008	40	68	15	16.8	11.6	0.5	9500	12000	0.190
6009	45	75	16	20.8	14.6	0.6	9000	11000	0.250
6010	50	80	16	21.6	16.0	0.7	8500	10000	0.260
6011	55	90	18	28.1	21.2	0.9	7500	9000	0.390
6012	60	95	18	29.6	23.2	1.0	6700	8000	0.420
6013	65	100	18	21.2	16.6	0.8	6300	7500	0.300
6014	70	110	20	37.7	31.0	1.3	6000	7000	0.600
6015	75	115	20	39.7	33.5	1.4	5600	6700	0.640
6016	80	125	22	47.5	40.0	1.7	5300	6300	0.850

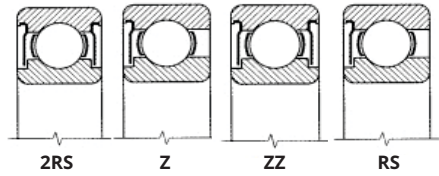
Deep Groove Ball Bearings



Bearing Designation	Principal Dimensions			Basic Load Ratings		Fatigue Load Limit	Speed ratings Lubrication		Mass
	d	D	B	Dynamic	Static		Grease	Oil	
	mm			C (kN)	CO (kN)	Pu (kN)	rpm		kg
6017	85	130	22	49.4	43.0	1.8	5000	6000	0.890
6018	90	140	24	58.5	50.0	2.0	4800	5600	1.150
6019	95	145	24	60.5	5.4	2.1	4500	5300	1.200
6020	100	150	24	60.5	54.0	2.0	4300	5000	1.250
6021	105	160	26	72.8	65.5	2.4	4000	4800	1.600
6022	110	170	28	81.9	73.5	2.4	3800	4500	1.950
6024	120	180	28	85.2	80.0	2.8	3400	4000	2.050
6026	130	200	33	106.0	100.0	3.4	3200	3800	3.150
6028	140	210	33	111.0	108.0	3.4	3000	3600	3.350
6030	150	225	35	125.0	125.0	3.9	2600	3200	4.800
6032	160	240	38	143.0	143.0	4.3	2400	3000	5.900
6034	170	260	42	168.0	173.0	5.0	2200	2800	7.900
6036	180	280	46	190.0	200.0	5.6	2000	2600	10.500
6038	190	290	46	195.0	216.0	5.9	2000	2600	11.000
6040	200	310	51	216.0	245.0	6.4	1900	2400	14.000
6044	220	340	56	2470.0	290.0	7.4	1800	2200	18.500
6048	240	360	56	255.0	315.0	7.8	1700	2000	19.500
6052	260	400	65	291.0	375.0	8.8	1500	1800	29.500

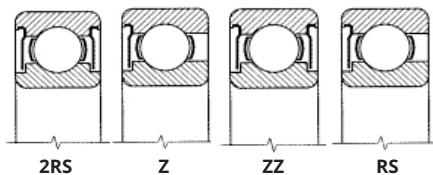
6200	10	30	9	5.1	2.4	0.1	24000	30000	0.032
6201	12	32	10	6.9	3.1	0.1	22000	28000	0.037
6202	15	35	11	7.8	3.8	0.2	19000	24000	0.045
6203	17	40	12	9.6	4.8	0.2	17000	20000	0.065

Deep Groove Ball Bearings



Bearing Designation	Principal Dimensions			Basic Load Ratings		Fatigue Load Limit	Speed ratings Lubrication		Mass
	d	D	B	Dynamic	Static		Grease	Oil	
	mm			C (kN)	CO (kN)	Pu (kN)	rpm		kg
6204	20	47	14	12.7	6.6	0.3	15000	18000	0.110
6205	25	52	15	14.0	7.8	0.3	12000	15000	0.130
6206	30	62	16	19.5	11.2	0.5	10000	13000	0.200
6207	35	72	17	25.5	15.3	0.7	9000	11000	0.290
6209	45	85	19	33.2	21.6	0.9	7500	9000	0.410
6210	50	90	20	35.1	23.2	1.0	7000	8500	0.460
6211	55	100	21	43.6	29.0	1.3	6300	7500	0.610
6212	60	110	22	52.7	36.0	1.5	6000	7000	0.780
6213	65	120	23	55.9	40.5	1.7	5300	6300	0.990
6214	70	125	24	60.5	45.0	1.9	5000	6000	1.050
6215	75	130	25	66.3	49.0	2.0	4800	5600	1.200
6216	80	140	26	70.2	55.0	2.2	4500	5300	1.400
6217	85	150	28	83.2	64.0	2.5	4300	5000	1.800
6218	90	160	30	95.6	73.5	2.8	3800	4500	2.150
6219	95	170	32	108.0	81.5	3.0	3600	4300	2.600
6220	100	180	34	124.0	93.0	3.4	3400	4000	3.158
6221	105	190	36	133.0	104.0	3.6	3200	3800	3.700
6222	110	200	38	143.0	118.0	4.0	3000	3600	4.350
6224	120	215	40	146.0	118.0	3.9	2800	3400	5.150
6226	130	230	40	156.0	132.0	4.2	2600	3200	5.800
6228	140	250	42	165.0	150.0	4.2	2400	3000	7.450
6230	150	270	45	174.0	166.0	4.9	2000	2600	9.400
6232	160	290	48	186.0	186.0	5.3	1900	2400	14.500

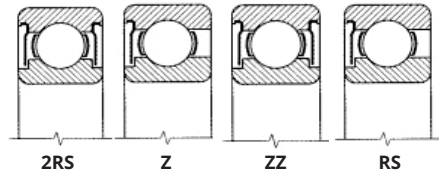
Deep Groove Ball Bearings



Bearing Designation	Principal Dimensions			Basic Load Ratings		Fatigue Load Limit	Speed ratings Lubrication		Mass
	d	D	B	Dynamic	Static		Grease	Oil	
	mm			C (kN)	CO (kN)	Pu (kN)	rpm		kg
6234	170	310	52	212.0	224.0	6.1	1900	2400	17.500
6236	180	320	52	229.0	24.0	6.4	1800	2200	18.500
6238	190	340	55	255.0	280.0	7.4	1700	2000	23.000
6240	200	360	58	270.0	310.0	7.8	1700	2000	28.000
6244	220	400	65	296.0	365.0	8.8	1500	1800	37.000
6248	240	440	72	358.0	475.0	10.8	1300	1600	51.000
6252	260	480	80	390.0	530.0	11.8	1100	1400	65.500

6300	10	35	11	8.1	3.4	0.1	20000	26000	0.053
6301	12	37	12	9.8	4.2	0.2	19000	24000	0.060
6302	15	42	13	11.4	5.4	0.2	17000	20000	0.082
6303	17	47	14	13.5	6.6	0.3	16000	19000	0.120
6304	20	52	15	15.9	7.8	0.3	13000	16000	0.140
6305	25	62	17	22.5	11.6	0.5	11000	14000	0.230
6306	30	72	19	28.1	16.0	0.7	9000	11000	0.350
6307	35	80	21	33.2	19.0	0.8	8500	10000	0.460
6308	40	90	23	41.0	24.0	1.0	7500	9000	0.630
6309	45	100	25	52.7	31.5	1.3	6700	8000	0.830
6310	50	110	27	61.8	38.0	1.6	6300	7500	1.050
6311	55	120	21	43.6	29.0	1.3	6300	7500	0.610
6312	60	130	31	81.9	52.0	2.2	5000	6000	1.700
6313	65	140	33	92.3	60.0	2.5	4800	5600	2.100
6314	70	150	35	104.0	68.0	2.8	4500	5300	2.500

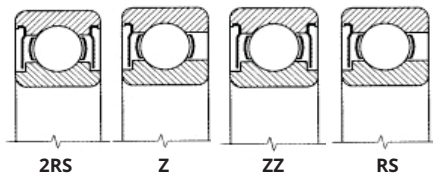
Deep Groove Ball Bearings



Bearing Designation	Principal Dimensions			Basic Load Ratings		Fatigue Load Limit	Speed ratings Lubrication		Mass
	d	D	B	Dynamic	Static		Grease	Oil	
	mm			C (kN)	CO (kN)	Pu (kN)	rpm		kg
6315	75	160	37	114.0	76.5	3.0	4300	5000	3.000
6316	80	170	39	124.0	86.5	3.3	3800	4500	3.600
6317	85	180	41	133.0	96.5	3.6	3600	4300	4.250
6318	90	190	43	143.0	108.0	3.9	3400	4000	4.900
6319	95	200	45	153.0	118.0	4.2	3200	3800	5.650
6320	100	215	47	174.0	140.0	4.8	3000	3600	7.000
6321	105	225	49	182.0	153.0	5.1	2800	3400	8.250
6322	110	240	50	203.0	180.0	5.7	2600	3200	9.550
6324	120	260	55	208.0	186.0	5.7	2400	3000	14.500
6326	130	280	58	229.0	216.0	6.3	2200	2800	18.000
6328	140	300	62	251.0	245.0	7.1	2000	2600	22.000
6330	150	320	65	276.0	285.0	7.8	1900	2400	26.000
6332	160	340	68	276.0	28.5	7.7	1800	2200	29.000
6334	170	360	72	312.0	340.0	8.8	1700	2000	34.500
6336	180	380	75	351.0	405.0	10.4	1700	2000	42.500
6338	190	400	78	371.0	430.0	10.8	1600	1900	49.000
6340	200	420	80	377.0	465.0	11.2	1500	1800	55.500
6344	220	460	88	410.0	520.0	12.0	1300	1600	72.500

6403	17	62	17	22.9	10.8	0.5	12000	15000	0.270
6404	20	72	19	30.7	15.0	0.6	10000	13000	0.400
6405	25	80	21	35.8	19.3	0.8	9000	11000	0.530
6406	30	90	23	43.6	23.6	1.0	8500	10000	0.740

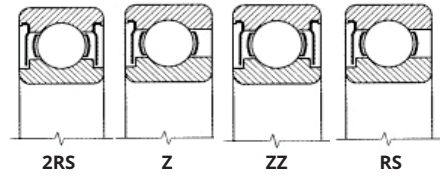
Deep Groove Ball Bearings



Bearing Designation	Principal Dimensions			Basic Load Ratings		Fatigue Load Limit	Speed ratings Lubrication		Mass
	d	D	B	Dynamic	Static		Grease	Oil	
	mm			C (kN)	CO (kN)	Pu (kN)	rpm		kg
6407	35	100	25	55.3	31.0	1.3	7000	8500	0.950
6408	40	110	27	63.7	36.5	1.5	6700	8000	1.250
6409	45	120	29	76.1	45.0	1.9	6000	7000	1.550
6410	50	130	31	87.1	52.0	2.2	5300	6300	1.900
6411	55	140	33	99.5	62.0	2.6	5000	6000	2.300
6412	60	150	35	10.8	69.5	2.9	4800	5600	2.750
6413	65	160	37	119.0	78.0	3.2	4500	5300	3.300
6414	70	180	42	143.0	104.0	3.9	3800	4500	4.850
6415	75	190	45	153.0	114.0	4.2	3600	4300	6.800
6416	80	200	48	163.0	125.0	4.5	3400	4000	8.000
6417	85	210	52	174.0	137.0	4.8	3200	3800	9.500
6418	90	225	54	186.0	15.0	5.0	3000	3600	11.500

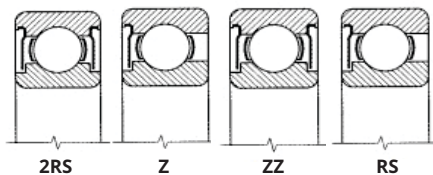
16002	15	32	8	5.6	2.9	0.1	22000	28000	0.025
16003	17	35	8	6.1	3.3	0.1	19000	24000	0.032
16004	20	42	8	6.9	4.1	0.2	17000	20000	0.050
16005	25	47	8	7.6	4.8	0.2	14000	17000	0.060
16006	30	55	9	11.2	7.4	0.3	12000	15000	0.085
16007	35	62	9	12.4	8.2	0.4	11000	13000	0.110
16008	40	68	9	13.3	9.2	0.4	9500	12000	0.130
16009	45	75	10	15.6	10.8	0.5	9000	11000	0.170
16010	50	80	10	16.3	11.4	0.6	8500	10000	0.180
16011	55	90	11	19.5	14.0	0.7	7500	9000	0.260

Deep Groove Ball Bearings



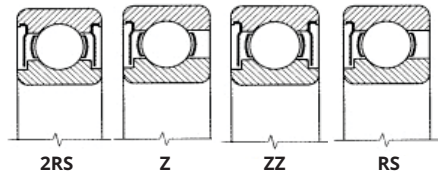
Bearing Designation	Principal Dimensions			Basic Load Ratings		Fatigue Load Limit	Speed ratings Lubrication		Mass
	d	D	B	Dynamic	Static		Grease	Oil	
	mm			C (kN)	CO (kN)	Pu (kN)	rpm		kg
16012	60	95	11	19.9	15.0	0.7	6700	8000	0.280
16013	65	100	11	21.2	16.6	0.8	6300	7500	0.300
16014	70	110	13	28.1	25.0	1.1	6000	7000	0.430
16015	75	115	13	28.6	27.0	1.1	5600	6700	0.460
16016	80	125	14	33.2	31.5	1.3	5300	6300	0.600
16017	85	130	14	33.8	33.5	1.4	5000	6000	0.630
16018	90	140	16	41.6	39.0	1.6	4800	5600	0.850
16019	95	145	16	42.3	41.5	1.6	4500	5300	0.890
16020	100	150	16	44.2	44.0	1.7	4300	5000	0.910
16021	105	160	18	52.0	51.0	1.9	4000	4800	1.200
16022	110	170	19	57.2	57.0	2.0	3800	4500	1.450
16024	120	180	19	60.5	64.0	2.2	3400	40000	1.600
16026	130	200	22	79.3	81.5	2.7	3200	3800	2.350
16028	140	210	22	80.6	86.5	2.7	3000	3600	2.500
16030	150	225	24	92.3	98.0	3.1	2600	3200	3.150
16032	160	240	25	99.5	108.0	3.3	2400	3000	3.700
16034	170	260	28	119.0	129.0	3.8	2200	2800	5.000
16036	180	280	31	138.0	146.0	4.2	2000	2600	6.600
16038	190	290	31	148.0	16.0	4.6	2000	2600	7.900
16040	200	310	34	168.0	190.0	5.1	1900	2400	8.850
16044	220	340	37	174.0	204.0	5.2	1800	2200	11.500
16048	240	360	37	178.0	220.0	5.3	1700	2000	14.500
16052	260	400	44	238.0	310.0	7.2	1500	1800	21.500

Deep Groove Ball Bearings



Bearing Designation	Principal Dimensions			Basic Load Ratings		Fatigue Load Limit	Speed ratings Lubrication		Mass
	d	D	B	Dynamic	Static		Grease	Oil	
	mm			C (kN)	CO (kN)	Pu (kN)	rpm		kg
16100	10	28	8	4.6	2.0	0.1	28000	34000	0.022
16101	12	30	8	5.1	2.4	0.1	26000	32000	0.023
61048	240	320	38	159.0	200.0	5.1	1800	2200	8.600
61800	10	19	5	1.4	0.6	0.0	36000	43000	0.006
61801	12	21	5	1.4	0.7	0.0	32000	38000	0.006
61802	15	24	5	1.6	0.8	0.0	28000	34000	0.007
61803	17	26	5	1.7	0.9	0.0	24000	30000	0.008
61804	20	32	7	2.7	1.5	0.1	19000	24000	0.018
61805	25	37	7	4.4	2.6	0.1	17000	20000	0.022
61806	30	42	7	4.5	2.9	0.1	15000	18000	0.027
61807	35	47	7	4.8	3.2	0.2	13000	16000	0.030
61808	40	52	7	4.9	3.5	0.2	11000	14000	0.034
61809	45	58	7	6.1	4.3	0.2	9500	12000	0.040
61810	50	65	7	6.2	4.8	0.3	9000	11000	0.052
61811	55	72	9	8.8	6.8	0.4	8500	10000	0.083
61812	60	78	10	8.7	6.7	0.4	7500	9000	0.110
61813	65	85	10	11.9	9.7	0.5	7000	8500	0.130
61814	70	90	10	12.1	1.0	0.5	6700	8000	0.140
61815	75	95	10	12.5	10.8	0.6	6300	7500	0.150
61816	80	100	10	12.7	11.2	0.6	6000	7000	0.150
61817	85	110	13	19.5	16.6	0.9	5300	6300	0.270

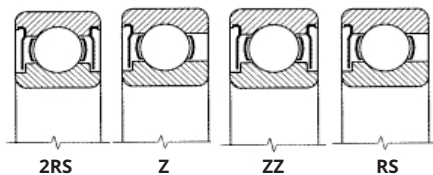
Deep Groove Ball Bearings



Bearing Designation	Principal Dimensions			Basic Load Ratings		Fatigue Load Limit	Speed ratings Lubrication		Mass
	d	D	B	Dynamic	Static		Grease	Oil	
	mm			C (kN)	CO (kN)	Pu (kN)	rpm		kg
61819	95	120	13	19.9	17.6	0.9	5000	6000	0.300
61820	100	125	13	19.9	18.3	1.0	4800	5600	0.310
61821	105	130	13	20.8	19.6	1.0	4500	5300	0.320
61822	110	140	16	28.1	26.0	1.3	4300	5000	0.600
61824	120	150	16	29.1	28.0	1.3	3800	4500	0.650
61826	130	165	18	37.7	43.0	1.7	3600	4300	0.930
61828	140	175	18	39.0	46.5	1.7	3400	4000	0.990
61830	150	190	20	48.8	61.0	2.0	3000	3600	1.400
61832	160	200	20	49.4	64.0	2.0	2800	3400	1.450
61834	170	215	22	61.8	78.0	2.4	2600	3200	1.900
61836	180	225	22	62.4	81.5	2.5	2400	3000	2.000
61838	190	240	24	76.1	98.0	2.8	2200	2800	2.600
61840	200	250	24	76.1	102.0	2.9	2200	2800	2.700
61844	220	270	24	78.0	110.0	3.0	1900	2400	3.000
61848	240	300	28	108.0	150.0	3.8	1800	2200	4.500
61852	260	320	28	111.0	163.0	4.0	1700	2000	4.800

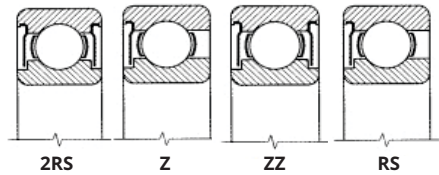
61900	10	22	6	2.0	0.8	0.0	34000	40000	0.010
61901	12	24	6	2.3	1.0	0.0	30000	36000	0.011
61902	15	28	7	4.0	2.0	0.1	24000	30000	0.016
61903	17	30	7	4.4	2.3	0.1	22000	28000	0.018
61904	20	37	9	6.4	3.7	0.2	18000	22000	0.038
61905	25	42	9	6.6	4.0	0.2	16000	19000	0.045

Deep Groove Ball Bearings



Bearing Designation	Principal Dimensions			Basic Load Ratings		Fatigue Load Limit	Speed ratings Lubrication		Mass
	d	D	B	Dynamic	Static		Grease	Oil	
	mm			C (kN)	CO (kN)	Pu (kN)	rpm		kg
61906	30	47	9	7.3	4.6	0.2	14000	17000	0.051
61907	35	55	10	9.6	6.2	0.3	11000	14000	0.080
61908	40	62	12	13.8	9.3	0.4	10000	13000	0.120
61909	45	68	12	14.0	98.0	0.5	90000	11000	0.140
61910	50	72	12	14.6	10.4	0.5	8500	10000	0.140
61911	55	80	13	15.9	11.4	0.6	8000	9500	0.190
61912	60	85	13	16.5	12.0	0.6	7500	9000	0.200
61913	65	90	13	17.4	13.4	0.6	6700	8000	0.220
61914	70	100	16	23.8	18.3	0.9	6300	7500	0.350
61915	75	105	16	24.2	19.3	1.0	6000	7000	0.370
61916	80	110	16	25.1	20.4	1.0	5600	6700	0.400
61917	85	120	18	31.9	30.0	1.3	5300	6300	0.550
61918	90	125	18	33.2	31.5	1.2	5000	6000	0.590
61919	95	130	18	33.8	33.5	1.4	4800	5600	0.610
61920	100	140	20	42.3	41.5	1.6	4500	5300	0.830
61921	105	145	20	44.2	44.0	1.7	4300	5000	0.870
61922	110	150	20	43.6	45.0	1.7	4000	4800	0.900
61924	120	165	22	55.3	57.0	2.0	3600	4300	1.200
61926	130	180	24	65.0	670.0	2.3	3400	4000	1.600
61928	140	190	24	66.3	72.0	2.3	3200	3800	1.700
61930	150	210	28	88.4	93.0	2.9	2800	3400	3.050
61932	160	220	28	92.3	98.0	3.1	2600	3200	3.250
61934	170	230	28	93.6	106.0	3.2	2400	3000	3.400

Deep Groove Ball Bearings



Bearing Designation	Principal Dimensions			Basic Load Ratings		Fatigue Load Limit	Speed ratings Lubrication		Mass
	d	D	B	Dynamic	Static		Grease	Oil	
	mm			C (kN)	CO (kN)	Pu (kN)	rpm		kg
61936	180	250	33	119.0	134.0	3.9	2200	2800	5.050
61938	190	260	33	117.0	134.0	3.8	2200	2800	5.250
61940	200	280	38	148.0	166.0	4.6	2000	2600	7.400
61944	220	300	38	151.0	180.0	4.8	1900	2400	8.000
61952	260	360	46	212.0	270.0	6.6	1600	1900	14.500



Full Complement Cylindrical Roller Bearings

Full complement cylindrical roller bearings incorporate the maximum number of rollers and thus have a low sectional height in relation to their width. This produces an extremely high load carrying capacity and permits space-saving designs to be achieved. BMI produces single and double row full complement cylindrical roller bearings as part of the standard product range.

Product Highlights

- Crowned raceways for better life
- Horned (Super finished) raceways
- Large range
- Customized solutions for special application

Full Complement Cylindrical Roller Bearings

Features

Single row full complement cylindrical roller bearings have solid outer and inner rings together with rib-guided cylindrical rollers. Since these bearings have the largest possible number of rolling elements, they have extremely high radial load carrying capacity, high rigidity and are suitable for particularly compact design. Due to the kinematic conditions, however, they do not achieve the high speeds that are possible when using cylindrical roller bearings with cage.

Single row full complement cylindrical roller bearings are in the form of semi-locating bearings.

The bearings have solid outer and inner rings and rib-guided cylindrical rollers. Since these bearings have the largest possible number of rolling elements, they have extremely high radial load carrying capacity, high rigidity and are suitable for particularly compact design. Due to the kinematic conditions, however, they do not achieve the high speeds that are possible when using cylindrical roller bearings with cage.

Double row full complement cylindrical roller bearings are available as non-locating, semi-locating and locating bearings. The bearings do not permit any skewing between the inner and outer ring.

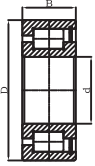
SUFFIXES

Suffixes	Description	Design
BR	Black oxide coated	Available by agreement
C3	Radial internal clearance larger than normal	
C4	Radial internal clearance larger than C3	
C5	Radial internal clearance larger than C4	
E	Increased capacity design	Standard depending on series, see table
TB	Bearing with increased axial load carrying capacity	Standard depending on bearings sizes, see
RR	Corrosion-resistant design, with Corrotect® coating	dim. table
2NR	Cable sheave bearing supplied with two loose packed retaining rings WRE	
-	Without seals	
P	Seal on one side	
PP	Seals on both side, for cable sheave bearings	Standard

Full Complement Cylindrical Roller Bearings

Bore Diameter	Radial Internal Clearance								
		CN		C3		C4		C5	
d	Incl.	min	max	min	max	min	max	min	max
over (mm)	mm	micron							
-	24	20	45	35	60	50	75	65	90
24	30	20	45	35	60	50	75	70	95
30	40	25	50	45	70	60	85	80	105
40	50	30	60	50	80	70	100	95	125
50	65	40	70	60	90	80	110	110	140
65	80	40	75	65	100	90	125	130	165
80	100	50	85	75	110	105	140	155	190
100	120	50	90	85	125	125	165	180	220
120	140	60	105	100	145	145	190	200	245
140	160	70	120	115	165	165	215	225	275
160	180	75	125	120	170	170	220	250	300
180	200	90	145	140	195	195	250	275	330
200	225	105	165	160	220	220	280	305	365
225	250	110	175	170	235	235	300	330	395
250	280	125	195	190	260	260	330	370	440
280	315	130	205	200	275	275	350	410	485
315	355	145	225	225	305	305	385	455	535
355	400	190	280	280	370	370	460	510	600
400	450	210	310	310	410	410	510	565	665
450	500	220	330	330	440	440	550	625	735

Full Complement Cylindrical Roller Bearings



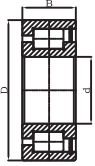
Bearing Designation	Principal Dimensions			Basic Load Ratings		Fatigue Load Limit	Limiting Speed	Mass
	d	D	B	Dynamic	Static			
	mm			C (kN)	CO (kN)	Pu (kN)	rpm	kg
SL04130-PP	130	190	80	430.0	790.0	99.0	800	7.500
SL04140-PP	140	200	80	445.0	840.0	104.0	750	8.000
SL04150-PP	150	210	80	465.0	920.0	111.0	700	8.400
SL04160-PP	160	220	80	480.0	970.0	116.0	700	88.000
SL04170-PP	170	230	80	490.0	1030.0	120.0	650	9.300
SL04180-PP	180	240	80	500.0	1080.0	125.0	600	9.800
SL04190-PP	190	260	80	520.0	1130.0	131.0	550	12.700
SL04200-PP	200	270	80	540.0	1210.0	136.0	550	13.200
SL04220-PP	220	300	95	700.0	1550.0	174.0	480	19.500
SL04240-PP	240	320	95	740.0	1700.0	186.0	480	21.000
SL04260-PP	260	340	95	840.0	1990.0	215.0	440	22.500
SL04300-PP	300	380	95	900.0	2250.0	234.0	380	25.500
<hr/>								
SL045004-PP	20	42	30	40.5	49.0	6.9	4000	0.200
SL045005-PP	25	47	30	44.5	58.0	8.1	3600	0.240
SL045006-PP	30	55	34	50.0	67.0	9.5	3000	0.370
SL045007-PP	35	62	36	63.0	88.0	12.4	2600	0.480
SL045008-PP	40	68	38	76.0	103.0	16.0	2400	0.560
SL045009-PP	45	75	40	92.0	130.0	19.9	2200	0.700
SL045010-PP	50	80	40	97.0	142.0	21.7	2000	0.760
SL045011-PP	55	90	46	115.0	175.0	25.5	1800	1.180
SL045012-PP	60	95	46	120.0	189.0	27.5	1700	1.260
SL045013-PP	65	100	46	125.0	203.0	29.5	1600	1.330

Full Complement Cylindrical Roller Bearings



Bearing Designation	Principal Dimensions			Basic Load Ratings		Fatigue Load Limit	Limiting Speed	Mass
	d	D	B	Dynamic	Static			
	mm			C (kN)	CO (kN)	Pu (kN)	rpm	kg
SL045014-PP	70	110	54	168.0	265.0	36.0	1400	1.870
SL045015-PP	75	115	54	194.0	300.0	42.0	1400	1.960
SL045016-PP	80	125	60	203.0	325.0	45.0	1300	2.710
SL045017-PP	85	130	60	211.0	350.0	47.5	1200	2.830
SL045018-PP	90	140	67	305.0	510.0	69.0	1100	3.710
SL045019-PP	95	145	67	315.0	530.0	71.0	1100	3.880
SL045020-PP	100	150	67	330.0	550.0	73.0	1000	3.950
SL045022-PP	110	170	80	395.0	680.0	89.0	900	6.570
SL045024-PP	120	180	80	410.0	740.0	94.0	900	7.040
SL045026-PP	130	200	95	540.0	960.0	122.0	800	10.500
SL045028-PP	140	210	95	610.0	1100.0	139.0	750	11.100
SL045030-PP	150	225	100	710.0	1260.0	156.0	700	13.300
SL045032-PP	160	240	109	740.0	1360.0	165.0	650	16.600
SL045034-PP	170	260	122	960.0	1750.0	212.0	600	22.600
SL045036-PP	180	280	136	1140.0	2130.0	255.0	550	30.100
SL045038-PP	190	290	136	1160.0	2210.0	260.0	550	31.500
SL045040-PP	200	310	150	1350.0	2600.0	300.0	500	40.800
SL045044-PP	220	340	160	1570.0	3050.0	350.0	480	52.500
SL045048-PP	240	360	160	1630.0	3300.0	370.0	440	56.000
SL045052-PP	260	400	190	2380.0	4700.0	520.0	400	84.500
SL045056-PP	280	420	190	2600.0	5200.0	570.0	380	90.000
SL045060-PP	300	460	218	3000.0	5800.0	620.0	340	126.000

Full Complement Cylindrical Roller Bearings



Bearing Designation	Principal Dimensions			Basic Load Ratings		Fatigue Load Limit	Limiting Speed	Mass			
	d	D	B	Dynamic	Static						
	mm			C (kN)	CO (kN)	Pu (kN)	rpm	kg	INA	FAG	SKF
SL014830	150	190	40	231.0	530.0	62.0	1528	2.900	SL014830	NNC 4830V	NNC 4830V
SL014832	160	200	40	237.0	560.0	64.0	1456	3.100	SL014832	NNC 4832V	NNC 4832V
SL014834	170	215	45	260.0	600.0	68.0	1352	4.100	SL014834	NNC 4834V	NNC 4834V
SL014836	180	225	45	270.0	640.0	72.0	1272	4.300	SL014836	NNC 4836V	NNC 4836V
SL014838	190	240	50	310.0	730.0	81.0	1208	5.650	SL014838	NNC 4838V	NNC 4838V
SL014840	200	250	50	320.0	770.0	54.0	1152	5.900	SL014840	NNC 4840V	NNC 4840V
SL014844	220	270	50	335.0	840.0	90.0	1056	6.400	SL014844	NNC 4844V	NNC 4844V
SL014848	240	300	60	510.0	1260.0	135.0	968	10.000	SL014848	NNC 4848V	NNC 4848V
SL014852	260	320	60	540.0	1370.0	143.0	896	11.000	SL014852	NNC 4852V	NNC 4852V
SL014856	280	350	69	700.0	1820.0	189.0	816	16.000	SL014856	NNC 4856V	NNC 4856V
SL014860	300	380	80	820.0	2070.0	214.0	768	23.000	SL014860	NNC 4860V	NNC 4860V
SL014864	320	400	80	850.0	2220.0	225.0	720	24.000	SL014864	NNC 4864V	NNC 4864V
SL014868	340	420	80	870.0	2330.0	233.0	688	25.500	SL014868	NNC 4868V	NNC 4868V
SL014872	360	440	80	900.0	2480.0	244.0	648	27.000			
SL014876	380	480	100	1320.0	3500.0	345.0	600	45.500			
SL014880	400	500	100	1350.0	3650.0	355.0	576	46.500			

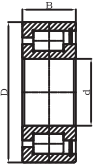
SL014912	60	85	25	70.0	121.0	17.3	3600	0.490	SL014912	NNC 4912V	NNC 4912V
SL014914	70	100	30	106.0	185.0	27.0	3040	0.780	SL014914	NNC 4914V	NNC 4914V
SL014916	80	100	30	112.0	206.0	30.0	2760	0.880	SL014916	NNC 4916V	NNC 4916V
SL014918	90	125	35	153.0	290.0	39.0	2400	1.350	SL014918	NNC 4918V	NNC 4918V
SL014920	100	140	40	191.0	370.0	47.5	2160	1.950	SL014920	NNC 4920V	NNC 4920V
SL014922	110	150	40	198.0	400.0	50.0	2000	2.150	SL014922	NNC 4922V	NNC 4922V

Full Complement Cylindrical Roller Bearings



Bearing Designation	Principal Dimensions			Basic Load Ratings		Fatigue Load Limit	Limiting Speed	Mass			
	d	D	B	Dynamic	Static				INA	FAG	SKF
	mm			C (kN)	CO (kN)	Pu (kN)	rpm	kg			
SL014924	120	165	45	222.0	440.0	55.0	1808	2.950	SL014924	NNC 4924V	NNC 4924V
SL014926	130	180	50	260.0	510.0	63.0	1680	3.950	SL014926	NNC 4926V	NNC 4926V
SL014928	140	190	50	270.0	550.0	66.0	1568	4.200	SL014928	NNC 4928V	NNC 4928V
SL014930	150	210	60	410.0	820.0	98.0	1528	6.650	SL014930	NNC 4930V	NNC 4930V
SL014932	160	220	60	425.0	880.0	104.0	1456	7.000	SL014932	NNC 4932V	NNC 4932V
SL014934	170	230	60	435.0	930.0	108.0	1352	7.350	SL014934	NNC 4934V	NNC 4934V
SL014936	180	250	69	570.0	1200.0	140.0	1272	10.800	SL014936	NNC 4936V	NNC 4936V
SL014938	190	260	69	580.0	1270.0	145.0	1208	11.200	SL014938	NNC 4938V	NNC 4938V
SL014940	200	280	80	680.0	1440.0	165.0	1152	15.800	SL014940	NNC 4940V	NNC 4940V
SL014944	220	300	80	700.0	1550.0	174.0	1056	17.200	SL014944	NNC 4944V	NNC 4944V
SL014948	240	320	80	740.0	1700.0	186.0	968	18.500	SL014948	NNC 4948V	NNC 4948V
SL014952	260	360	100	1100.0	2470.0	270.0	896	32.000	SL014952	NNC 4952V	NNC 4952V
SL014956	280	380	100	1150.0	2650.0	285.0	816	34.000	SL014956	NNC 4956V	NNC 4956V
SL014960	300	420	118	1630.0	3700.0	390.0	768	53.000	SL014960	NNC 4960V	NNC 4960V
SL014964	320	440	118	1700.0	4050.0	415.0	720	56.000	SL014964	NNC 4964V	NNC 4964V
SL014968	340	460	118	1750.0	4250.0	430.0	688	59.000	SL014968	NNC 4968V	NNC 4968V
SL014972	360	480	118	1790.0	4450.0	445.0	648	62.100	SL014972	NNC 4972V	NNC 4972V
SL014976	380	520	140	2250.0	5500.0	560.0	600	92.400	SL014976	NNC 4976V	NNC 4976V
SL014980	400	540	140	2310.0	5800.0	580.0	576	96.500	SL014980	NNC 4980V	NNC 4980V
SL024830	150	190	40	231.0	530.0	62.0	1528	2.800	SL024830	NNCL 4830V	NNCL 4830V
SL024832	160	200	40	237.0	560.0	64.0	1456	3.000	SL024832	NNCL 4832V	NNCL 4832V
SL024834	170	215	45	260.0	600.0	68.0	1352	3.950	SL024834	NNCL 4834V	NNCL 4834V

Full Complement Cylindrical Roller Bearings



Bearing Designation	Principal Dimensions			Basic Load Ratings		Fatigue Load Limit	Limiting Speed	Mass			
	d	D	B	Dynamic	Static				INA	FAG	SKF
	mm			C (kN)	CO (kN)	Pu (kN)	rpm	kg			
SL024836	180	225	45	2701.0	640.0	72.0	1272	4.150	SL024836	NNCL4836V.C3	NNCL4836V.C3
SL024838	190	240	50	310.0	73.0	81.0	1208	5.450	SL024838	NNCL4836V.C3	NNCL4836V.C3
SL024840	200	250	50	320.0	770.0	84.0	1152	5.700	SL024840	NNCL4840V.C3	NNCL4840V.C3
SL024844	220	270	50	335.0	840.0	90.0	1056	6.200	SL024844	NNCL4844V.C3	NNCL4844V.C3
SL024848	240	300	60	510.0	1260.0	135.0	968	9.900	SL024848	NNCL4848V.C3	NNCL4848V.C3
SL024852	260	320	60	540.0	1370.0	143.0	896	10.600	SL024852	NNCL4852V.C3	NNCL4852V.C3
SL024856	280	350	69	700.0	1820.0	189.0	816	15.600	SL024856	NNCL4856V.C3	NNCL4856V.C3
SL024860	300	380	80	820.0	2070.0	214.0	768	22.000	SL024860	NNCL4860V.C3	NNCL4860V.C3
SL024864	320	400	80	850.0	2220.0	225.0	720	23.500	SL024864	NNCL4864V.C3	NNCL4864V.C3
SL024868	340	520	80	870.0	2330.0	233.0	688	25.000	SL024868	NNCL4868V.C3	NNCL4868V.C3
SL024872	360	440	80	900.0	2480.0	244.0	648	26.000	SL024872	NNCL4872V.C3	NNCL4872V.C3
SL024876	380	480	100	1320.0	3500.0	345.0	600	44.000	SL024876	NNCL4876V.C3	NNCL4876V.C3
SL024880	400	500	100	1350.0	3650.0	355.0	576	45.800	SL024880	NNCL4880V.C3	NNCL4880V.C3

SL024912	60	85	25	70.0	121.0	173.0	3600	0.470	SL024912	NNCL4912V	NNCL4912V
SL024914	70	100	30	106.0	185.0	270.0	3040	0.750	SL024914	NNCL4914V.C3	NNCL4914V.C3
SL024916	80	110	30	112.0	206.0	30.0	2760	0.850	SL024916	NNCL4916V.C3	NNCL4916V.C3
SL024918	90	125	35	153.0	290.0	39.0	2400	1.300	SL024918	NNCL4918V.C3	NNCL4918V.C3
SL024920	100	140	40	191.0	370.0	47.5	2160	1.900	SL024920	NNCL4920V.C3	NNCL4920V.C3
SL024922	110	150	40	198.0	400.0	50.0	2000	2.100	SL024922	NNCL4922V.C3	NNCL4922V.C3
SL024924	120	165	45	222.0	440.0	55.0	1808	2.850	SL024924	NNCL4924V.C3	NNCL4924V.C3
SL024926	130	180	50	260.0	510.0	63.0	1680	3.800	SL024926	NNCL4926V.C3	NNCL4926V.C3
SL024928	140	190	50	270.0	550.0	66.0	1568	4.100	SL024928	NNCL4928V.C3	NNCL4928V.C3

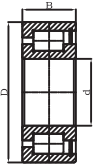
Full Complement Cylindrical Roller Bearings



Bearing Designation	Principal Dimensions			Basic Load Ratings		Fatigue Load Limit	Limiting Speed	Mass			
	d	D	B	Dynamic	Static				INA	FAG	SKF
	mm			C (kN)	CO (kN)	Pu (kN)	rpm	kg			
SL024930	150	210	60	410.0	820.0	98.0	1528	6.450	SL024930	NNCL4930V.C3	NNCL4930V.C3
SL024932	160	220	60	425.0	880.0	104.0	1456	6.800	SL024932	NNCL4932V.C3	NNCL4932V.C3
SL024934	170	230	60	435.0	930.0	108.0	1352	7.100	SL024934	NNCL4934V.C3	NNCL4934V.C3
SL024936	180	250	69	570.0	1200.0	140.0	1272	10.500	SL024936	NNCL4936V.C3	NNCL4936V.C3
SL024938	190	260	69	580.0	1270.0	145.0	1208	10.900	SL024938	NNCL4938V.C3	NNCL4938V.C3
SL024940	200	280	80	680.0	1440.0	165.0	1152	15.300	SL024940	NNCL4940V.C3	NNCL4940V.C3
SL024944	220	300	80	700.0	1550.0	174.0	1056	16.700	SL024944	NNCL4944V.C3	NNCL4944V.C3
SL024948	240	320	80	740.0	1700.0	186.0	968	17.900	SL024948	NNCL4948V.C3	NNCL4948V.C3
SL024952	260	360	100	1100.0	2470.0	270.0	896	31.200	SL024952	NNCL4952V	NNCL4952V
SL024956	280	380	100	1150.0	2650.0	285.0	816	33.100	SL024956	NNCL4956V	NNCL4956V
SL024960	300	420	118	1630.0	3700.0	390.0	768	51.900	SL024960	NNCL4960V	NNCL4960V
SL024964	320	440	118	1700.0	4050.0	415.0	720	54.900	SL024964	NNCL4964V	NNCL4964V
SL024968	340	460	118	1750.0	4250.0	430.0	688	57.800	SL024968	NNCL4968V	NNCL4968V
SL024972	360	480	118	1790.0	4450.0	445.0	648	60.800	SL024972	NNCL4972V	NNCL4972V
SL024976	380	520	140	2250.0	5500.0	560.0	600	90.500			
SL024980	400	540	140	2310.0	5800.0	580.0	576	94.600	SL024980	NNCL4980V	NNCL4980V

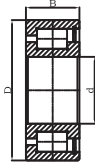
SL181840	200	250	24	183.0	330.0	33.5	1440	2.570	SL181840	NCF 1840V	NCF 1840V
SL181844	220	270	24	192.0	365.0	36.0	1320	2.800	SL181844	NCF 1844V	NCF 1844V
SL181848	240	300	28	265.0	490.0	51.0	1200	4.290	SL181848	NCF 1848V	NCF 1848V
SL181852	260	320	28	275.0	530.0	54.0	1120	4.610	SL181852	NCF 1852V	NCF 1852V
SL181856	280	350	33	355.0	670.0	69.0	1030	6.890	SL181856	NCF 1856V	NCF 1856V

Full Complement Cylindrical Roller Bearings



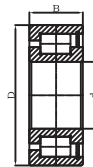
Bearing Designation	Principal Dimensions			Basic Load Ratings		Fatigue Load Limit	Limiting Speed	Mass			
	d	D	B	Dynamic	Static						
	mm			C (kN)	CO (kN)	Pu (kN)	rpm	kg	INA	FAG	SKF
SL182204	20	47	18	45.5	37.5	6.1	9700	0.160	SL182204	SL182204	NCF 2204V
SL182205	25	52	18	51.0	45.0	7.4	8400	0.180	SL182205	SL182205	NCF 2205V
SL182206	30	62	20	70.0	65.0	10.2	7000	0.300	SL182206	SL182206	NCF 2206V
SL182207	35	72	23	88.0	79.0	12.7	6100	0.440	SL182207	SL182207	NCF 2207V
SL182208	40	80	23	97.0	93.0	14.9	5400	0.550	SL182208	SL182208	NCF 2208V
SL182209	45	85	23	101.0	99.0	16.0	5000	0.590	SL182209	SL182209	NCF 2209V
SL182210	50	90	23	109.0	113.0	18.1	4650	0.640	SL182210	SL182210	NCF 2210V
SL182211	55	100	25	140.0	150.0	25.0	4200	0.870	SL182211	SL182211	NCF 2211V
SL182212	60	110	28	169.0	180.0	31.0	1800	1.180	SL182212	SL182212	NCF 2212V
SL182213	65	120	31	198.0	214.0	37.0	3500	0.157	SL182213	SL182213	NCF 2213V
SL182214	70	125	31	184.0	227.0	32.0	3300	1.660	SL182214	SL182214	NCF 2214V
SL182215	75	130	31	190.0	241.0	33.5	3150	1.750	SL182215	SL182215	NCF 2215V
SL182216	80	140	33	226.0	285.0	38.5	2950	2.150	SL182216	SL182216	NCF 2216V
SL182217	85	150	36	255.0	325.0	44.5	2750	2.740	SL182217	SL182217	NCF 2217V
SL182218	90	160	40	290.0	370.0	51.0	2600	3.480	SL182218	SL182218	NCF 2218V
SL182219	95	170	43	340.0	435.0	58.0	2450	4.170			
SL182220	100	180	46	395.0	520.0	70.0	2310	5.130	SL182220	SL182220	NCF 2220V
SL182222	110	200	53	455.0	590.0	78.0	2090	7.240	SL182222	SL182222	NCF 2222V
SL182224	120	215	58	540.0	730.0	95.0	1930	9.080	SL182224	SL182224	NCF 2224V
SL182226	130	230	64	630.0	860.0	110.0	1800	11.250	SL182226	SL182226	NCF 2226V
SL182228	140	250	68	720.0	1020.0	127.0	1660	14.470	SL182228	SL182228	NCF 2228V
SL182230	150	270	73	830.0	1180.0	146.0	1540	18.430	SL182230	SL182230	NCF 2230V
SL182232	160	290	80	1030.0	1490.0	178.0	1440	23.000	SL182232	SL182232	NCF 2232V

Full Complement Cylindrical Roller Bearings



Bearing Designation	Principal Dimensions			Basic Load Ratings		Fatigue Load Limit	Limiting Speed	Mass			
	d	D	B	Dynamic	Static				INA	FAG	SKF
	mm			C (kN)	CO (kN)	Pu (kN)	rpm	kg			
SL182234	170	310	86	1150.0	1680.0	199.0	1350	28.650	SL182234	SL182234	NCF 2234V
SL182236	180	320	86	1190.0	1780.0	204.0	1300	29.800	SL182236	SL182236	NCF 2236V
SL182238	190	340	92	1310.0	1920.0	223.0	1220	35.650	SL182238	SL182238	NCF 2238V
SL182240	200	360	98	1420.0	2040.0	235.0	1160	43.120	SL182240	SL182240	NCF 2240V
SL182912	60	85	16	63.0	78.0	13.7	4450	0.290	SL182912	NCF 2912V	NCF 2912V
SL182913	60	90	16	67.0	86.0	15.1	4200	0.310	SL182913	NCF 2913V	NCF 2913V
SL182914	70	100	19	88.0	114.0	18.8	3800	0.490	SL182914	NCF 2914V	NCF 2914V
SL182915	75	105	19	91.0	121.0	20.1	3600	0.520	SL182915	NCF 2915V	NCF 2915V
SL182916	80	110	19	94.0	129.0	21.4	3400	0.550	SL182916	NCF 2916V	NCF 2916V
SL182917	85	120	22	118.0	162.0	25.5	3150	0.810	SL182917	NCF 2917V	NCF 2917V
SL182918	90	125	22	122.0	172.0	26.5	3000	0.840	SL182918	NCF 2918V	NCF 2918V
SL182919	95	130	22	132.0	179.0	27.5	2900	0.860	SL182919	NCF 2919V	NCF 2919V
SL182920	100	140	24	152.0	206.0	31.5	2700	1.140	SL182920	NCF 2920V	NCF 2920V
SL182922	110	150	24	155.0	220.0	34.0	2490	1.230	SL182922	NCF 2922V	NCF 2922V
SL182924	120	165	27	199.0	295.0	45.5	2270	1.730	SL182924	NCF 2924V	NCF 2924V
SL182926	130	180	30	238.0	355.0	54.0	2090	2.330	SL182926	NCF 2926V	NCF 2926V
SL182928	140	190	30	260.0	385.0	57.0	1960	2.420	SL182928	NCF 2928V	NCF 2928V
SL182930	150	210	36	340.0	490.0	73.0	1800	3.770	SL182930	NCF 2930V	NCF 2930V
SL182932	150	220	36	350.0	520.0	77.0	1710	4.000	SL182932	NCF 2932V	NCF 2932V
SL182934	170	230	36	365.0	560.0	80.0	1620	4.300	SL182934	NCF 2934V	NCF 2934V
SL182936	180	250	42	455.0	690.0	100.0	1510	6.200	SL182936	NCF 2936V	NCF 2936V
SL182938	190	260	42	510.0	790.0	112.0	1440	6.500	SL182938	NCF 2938V	NCF 2938V
SL182940	200	280	48	610.0	960.0	134.0	1350	9.100	SL182940	NCF 2940V	NCF 2940V

Full Complement Cylindrical Roller Bearings



Bearing Designation	Principal Dimensions			Basic Load Ratings		Fatigue Load Limit	Limiting Speed	Mass			
	d	D	B	Dynamic	Static				INA	FAG	SKF
	mm			C (kN)	CO (kN)	Pu (kN)	rpm	kg			
SL182944	220	300	48	650.0	1050.0	144.0	1250	9.900	SL182944	NCF 2944V	NCF 2944V
SL182948	240	320	48	610.0	1140.0	124.0	1160	10.600	SL182948	NCF 2948V	NCF 2948V
SL182952	260	360	60	790.0	1470.0	160.0	1050	18.500	SL182952	NCF 2952V	NCF 2952V
SL182956	280	380	60	920.0	1740.0	184.0	980	19.700	SL182956	NCF 2956V	NCF 2956V

SL183004	20	42	16	30.5	26.5	4.5	10500	0.110	SL183004	NCF 3004V	NCF 3004V
SL183005	25	47	16	35.0	32.5	5.5	9000	0.120	SL183005	NCF 3005V	NCF 3005V
SL183006	30	55	19	45.0	43.0	7.5	7600	0.200	SL183006	NCF 3006V	NCF 3006V
SL183007	35	62	20	55.0	55.0	9.4	6700	0.260	SL183007	NCF 3007V	NCF 3007V
SL183008	40	68	21	66.0	68.0	11.2	6000	0.310	SL183008	NCF 3008V	NCF 3008V
SL183009	45	75	23	70.0	76.0	12.5	5400	0.400	SL183009	NCF 3009V	NCF 3009V
SL183010	50	80	23	70.0	76.0	12.5	5400	0.430	SL183010	NCF 3010V	NCF 3010V
SL183011	55	90	26	120.0	136.0	22.6	4450	0.640	SL183011	NCF 3011V	NCF 3011V
SL183012	60	95	26	123.0	145.0	23.7	4200	0.690	SL183012	NCF 3012V	NCF 3012V
SL183013	60	100	26	130.0	159.0	26.0	3950	0.730	SL183013	NCF 3013V	NCF 3013V
SL183014	70	110	30	153.0	176.0	29.5	3600	1.020	SL183014	NCF 3014V	NCF 3014V
SL183015	75	115	30	162.0	194.0	32.5	3400	1.060	SL183015	NCF 3015V	NCF 3015V
SL183016	80	125	34	173.0	225.0	31.0	3150	1.430	SL183016	NCF 3016V	NCF 3016V
SL183017	85	130	34	178.0	237.0	3.2	3000	1.510	SL183017	NCF 3017V	NCF 3017V
SL183018	90	140	37	208.0	280.0	38.0	2800	1.970	SL183018	NCF 3018V	NCF 3018V
SL183020	100	150	37	219.0	31.0	40.5	2600	2.150	SL183020	NCF 3020V	NCF 3020V
SL183022	110	170	45	285.0	395.0	52.0	2310	3.500	SL183022	NCF 3022V	NCF 3022V
SL183024	120	180	46	30.0	435.0	56.0	2160	3.800	SL183024	NCF 3024V	NCF 3024V

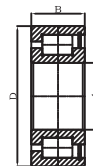
Full Complement Cylindrical Roller Bearings



Bearing Designation	Principal Dimensions			Basic Load Ratings		Fatigue Load Limit	Limiting Speed	Mass			
	d	D	B	Dynamic	Static				INA	FAG	SKF
	mm			C (kN)	CO (kN)	Pu (kN)	rpm	kg			
SL183026	130	200	52	435.0	620.0	79.0	1960	5.650	SL183026	NCF 3026V	NCF 3026V
SL183028	140	210	53	455.0	680.0	85.0	1850	6.040	SL183028	NCF 3028V	NCF 3028V
SL183030	150	225	56	480.0	710.0	88.0	1730	7.330	SL183030	NCF 3030V	NCF 3030V
SL183032	160	240	60	550.0	820.0	99.0	1620	8.800	SL183032	NCF 3032V	NCF 3032V
SL183034	170	260	67	710.0	1070.0	129.0	1510	12.200	SL183034	NCF 3034V	NCF 3034V
SL183036	180	280	74	820.0	1260.0	149.0	1410	16.100	SL183036	NCF 3036V	NCF 3036V
SL183038	190	290	75	840.0	1320.0	155.0	1350	17.000	SL183038	NCF 3038V	NCF 3038V
SL183040	200	310	82	960.0	1530.0	178.0	1270	21.800	SL183040	NCF 3040V	NCF 3040V
SL183044	220	340	90	1160.0	1840.0	209.0	1160	28.400	SL183044	NCF 3044V	NCF 3044V
SL183048	240	360	92	1220.0	2010.0	224.0	1080	30.900	SL183048	NCF 3048V	NCF 3048V
SL183052	260	400	104	1620.0	2550.0	280.0	980	44.500	SL183052	NCF 3052V	NCF 3052V
SL183056	280	420	106	1670.0	2700.0	290.0	930	48.000	SL183056	NCF 3056V	NCF 3056V

SL185004	20	42	30	53.0	52.0	8.9	8400	0.200			
SL185005	25	47	30	60.0	64.0	11.1	7120	0.230			
SL185006	30	55	34	78.0	84.0	15.0	6080	0.350			
SL185007	35	62	36	94.0	107.0	18.8	5360	0.460			
SL185008	40	68	38	113.0	133.0	22.4	4800	0.560			
SL185009	45	75	40	120.0	148.0	24.9	4400	0.710			
SL185010	50	80	40	151.0	188.0	30.0	4080	0.760			
SL185011	55	90	46	206.0	275.0	45.0	4400	1.160			
SL185012	60	95	46	212.0	285.0	47.5	3360	1.240			
SL185013	65	100	46	223.0	315.0	52.0	3120	1.320			

Full Complement Cylindrical Roller Bearings



Bearing Designation	Principal Dimensions			Basic Load Ratings		Fatigue Load Limit	Limiting Speed	Mass
	d	D	B	Dynamic	Static			
	mm			C (kN)	CO (kN)	Pu (kN)	rpm	kg
SL185014	70	110	54	265.0	350.0	59.0	2920	1.850
SL185015	75	115	54	275.0	385.0	65.0	2720	1.930
SL185016	80	125	60	290.0	440.0	62.0	2520	2.590
SL185017	85	130	60	300.0	465.0	64.0	2400	2.720
SL185018	90	140	67	350.0	550.0	76.0	2240	3.620
SL185020	100	150	67	370.0	600.0	81.0	2080	3.940
SL185022	110	170	80	485.0	770.0	104.0	1880	6.320
SL185024	120	180	80	510.0	850.0	110.0	1736	6.770
SL185026	130	200	95	730.0	1210.0	158.0	1600	10.200
SL185028	140	210	95	770.0	1330.0	169.0	1472	11.100
SL185030	150	225	100	810.0	1390.0	175.0	1408	13.300
SL185032	160	240	109	930.0	1610.0	199.0	1296	12.200
SL185034	170	260	122	1200.0	2110.0	260.0	1208	22.500
SL185036	180	280	136	1390.0	2480.0	300.0	1128	29.900
SL185038	190	290	136	1430.0	2600.0	310.0	1080	31.300
SL185040	200	310	150	163.0	3000.0	355.0	1016	40.400
SL185044	220	340	160	1980.0	3650.0	420.0	936	51.600
SL185048	240	360	160	2080.0	4000.0	445.0	864	55.200
SL185052	260	400	190	2750.0	5000.0	560.0	784	82.600
SL185056	280	420	190	2850.0	5300.0	580.0	752	88.000
SL185060 TB	300	460	218	3450.0	6600.0	650.0	672	124.000
SL185064 TB	320	480	218	3550.0	6900.0	680.0	648	128.400
SL185068 TB	340	520	243	4250.0	830.0	800.0	600	178.000

Full Complement Cylindrical Roller Bearings



Bearing Designation	Principal Dimensions			Basic Load Ratings		Fatigue Load Limit	Limiting Speed	Mass			
	d	D	B	Dynamic	Static				INA	FAG	SKF
	mm			C (kN)	CO (kN)	Pu (kN)	rpm	kg			
SL185072 TB	360	540	243	4400.0	8700.0	820.0	576	178.000			
SL185076 TB	380	560	243	4450.0	8900.0	850.0	560	196.500			

SL192305	25	62	24	73.0	60.0	9.4	7400	0.370	SL192305	NJ-2305VH	NJG 2305VH
SL192306	30	72	27	100.0	88.0	14.5	6400	0.560	SL192306	NJ-2306VH	NJG 2306VH
SL192307	35	80	31	126.0	112.0	19.0	5600	0.740	SL192307	NJ-2307VH	NJG 2307VH
SL192308	40	90	33	170.0	156.0	27.0	5000	1.010	SL192308	NJ-2308VH	NJG 2308VH
SL192309	45	100	36	181.0	169.0	30.0	4450	1.370	SL192309	NJ-2309VH	NJG 2309VH
SL192310	50	110	40	232.0	219.0	38.5	4050	1.810	SL192310	NJ-2310VH	NJG 2310VH
SL192311	55	120	43	270.0	255.0	45.5	3700	2.280	SL192311	NJ-2311VH	NJG 2311VH
SL192312	60	130	46	285.0	280.0	50.0	3400	2.880	SL192312	NJ-2312VH	NJG 2312VH
SL192313	65	140	48	350.0	355.0	63.0	3150	3.520	SL192313	NJ-2313VH	NJG 2313VH
SL192314	70	150	51	385.0	390.0	69.0	2950	4.330	SL192314	NJ-2314VH	NJG 2314VH
SL192315	75	160	55	460.0	465.0	83.0	2750	5.300	SL192315	NJ-2315VH	NJG 2315VH
SL192316	80	170	58	540.0	560.0	96.0	2600	6.320	SL192316	NJ-2316VH	NJG 2316VH
SL192317	85	180	60	570.0	620.0	103.0	2450	7.340	SL192317	NJ-2317VH	NJG 2317VH
SL192318	90	190	64	620.0	660.0	112.0	2310	8.830	SL192318	NJ-2318VH	NJG 2318VH
SL192319	95	200	67	650.0	720.0	120.0	2200	10.200	SL192319	-	NJG 2319VH
SL192320	100	215	73	790.0	86.0	143.0	2060	13.000	SL192320	NJ-2320VH	NJG 2320VH
SL192322	110	240	80	950.0	980.0	156.0	1850	17.000	SL192322	NJ-2322VH	NJG 2322VH
SL192324	120	260	86	1130.0	1240.0	195.0	1710	22.300	SL192324	NJ-2324VH	NJG 2324VH



Angular Contact ball Bearings

Single row angular contact bearings are manufactured in various constructive versions with various contact angles depending upon the application. Bearings series 72B and 73B for general applications have a contact angle 40 degree. Single row angular contact bearings can take only one direction axial loads. When being radially loaded in bearing occurs an axially acting load which has to be compensated. For this reasons a bearing or paired bearings are mounted on each shaft ends.

Product Highlights

High running accuracy and speed capabilities

Universal matching

Large product assortment

Machined brass cage for heavy duty applications

As ANSI pump requirements

Angular Contact Ball Bearings

Universal Design

Bearings of universal design are manufactured to more accurate tolerance classes and can be matched if the mounting conditions UA, UO and UL are observed.

Suffixes

1. Design

- B - 40° Contact angle
- BE - 40° Contact angle, high capacity all ISO corners
- A - Conrad assembly(3000 series)
- E - Max type (3000 series)
- D - Split inner ring (3300 series)
- NR - Snap ring (3000 series)
- N2 - Locating slot (QJ series)
- ZZ - Shield on both sides (3000 series)
- 2RS1- Seals of synthetic rubber (NBR) on

both sides (3000 series)

2. Clearance

- (CO)*- Normal clearance (3000 series)
- C2 - Axial clearance tighter than normal (3000 and QJ series)
- C3 - Axial clearance looser than normal (3000 and QJ series)

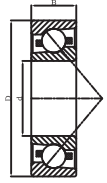
3. 7000 Series clearance

- CA - Modified for duplex mounting with axial clearance < normal
- CB - Modified for duplex mounting with normal axial clearance
- CC - Modified for duplex mounting with axial clearance> normal

4. Cage designs

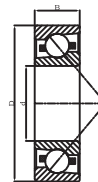
- Y - Press brass cage, ball guided
- M - Machined brass cage, rolling element guided
- MA - Machined window-type brass cage, outer ring centered
- P - Injection molded cage of fiberglass reinforced polyamide 6.6,rolling element guided
- PHAS- Injection molded window-type cage of fiberglass reinforced polyetheretherketone (PEEK),with lubrication grooves in the guiding surfaces, outer ring center
- J - Pressed steel cage, rolling element guided
- F - Machined steel cage, rolling element guided
- GB - Modified for duplex with medium preload
- GC - Modified for duplex mounting with heavy load
- G.. - Special preload, value in daN

Angular Contact Ball Bearings



Bearing Designation	Principal Dimensions			Basic Load Ratings		Fatigue Load Limit Pu (kN)	Speed ratings Lubrication		Mass kg
	d	D	B	Dynamic C (kN)	Static CO (kN)		Grease	Oil	
	mm						rpm		
7200 B	10	30	9	7.0	3.4	0.1	19000	28000	0.030
7201 B	12	32	10	7.6	3.8	0.2	18000	26000	0.036
7202 B	15	35	11	8.8	4.8	0.2	17000	24000	0.045
7203 B	17	40	12	11.1	6.1	0.3	15000	20000	0.065
7204 B	20	47	14	14.0	8.3	0.4	12000	17000	0.110
7205 B	25	52	15	15.6	10.2	0.4	10000	15000	0.130
7206 B	30	62	16	23.8	15.6	0.7	8500	12000	0.200
7207 B	35	72	17	30.7	20.8	0.9	8000	11000	0.280
7208 B	40	80	18	34.6	26.0	1.1	7000	9500	0.370
7209 B	45	85	19	37.7	28.0	1.2	6700	9000	0.420
7210 B	50	90	20	39.0	30.5	1.3	6000	8000	0.470
7211 B	55	100	21	48.8	38.0	1.6	5600	7500	0.620
7212 B	60	110	22	57.2	45.5	1.9	5000	6700	0.800
7213 B	65	120	23	66.3	54.0	2.3	4500	6000	1.000
7214 B	70	125	24	71.5	60.0	2.5	4300	5600	1.100
7215 B	75	130	25	72.8	64.0	2.7	4300	5600	1.200
7216 B	80	140	26	83.2	73.5	3.0	3800	5000	1.450
7217 B	85	150	28	95.6	83.0	3.3	3600	4800	1.850
7218 B	90	160	30	108.0	96.5	3.7	3400	4500	2.300
7219 B	95	170	32	124.0	108.0	4.0	3200	4300	2.700
7220 B	100	180	34	135.0	122.0	4.4	3000	4000	3.300
7221 B	105	190	36	148.0	137.0	4.8	2800	3800	3.950
7222 B	110	200	38	163.0	153.0	5.2	2600	3600	4.600

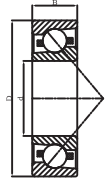
Angular Contact Ball Bearings



Bearing Designation	Principal Dimensions			Basic Load Ratings		Fatigue Load Limit	Speed ratings Lubrication		Mass
	d	D	B	Dynamic	Static		Grease	Oil	
mm				C (kN)	CO (kN)	Pu (kN)	rpm		kg
7224 B	120	215	40	165.0	163.0	5.3	2200	3200	6.100
7226 B	130	230	40	186.0	193.0	6.1	1900	2800	6.950
7228 B	140	250	42	182.0	196.0	5.9	1800	2600	8.850
7230 B	150	270	45	195.0	224.0	6.6	1700	2400	11.500
7232 B	160	290	48	199.0	236.0	6.7	1600	2200	14.000
7234 B	170	310	52	221.0	270.0	7.4	1600	2200	17.500
7236 B	180	320	52	251.0	320.0	8.5	1500	2000	18.000
7238 B	190	340	55	276.0	355.0	9.2	1400	1900	22.000
7244 B	220	400	65	319.0	465.0	11.2	1100	1600	37.000
7248 B	240	440	72	364.0	540.0	12.5	1000	1500	49.000

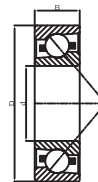
7301 B	12	37	12	10.6	5.0	0.2	17000	24000	0.060
7302 B	15	42	13	13.0	6.7	0.3	15000	20000	0.080
7303 B	17	47	14	15.9	8.3	0.4	13000	18000	0.110
7304 B	20	52	15	19.0	10.4	0.4	11000	16000	0.140
7305 B	25	62	17	26.0	15.6	0.7	9000	13000	0.230
7306 B	30	72	19	34.5	21.2	0.9	8000	11000	0.340
7307 B	35	80	21	39.0	24.5	1.0	7500	10000	0.450
7308 B	40	90	23	49.4	33.5	1.4	6700	9000	0.630
7309 B	45	100	25	60.5	41.5	1.7	6000	8000	0.850
7310 B	50	110	27	74.1	51.0	2.2	5300	7000	1.100
7311 B	55	120	29	85.2	60.0	2.6	4800	6300	1.400
7312 B	60	130	31	95.6	69.5	3.0	4500	6000	1.750

Angular Contact Ball Bearings



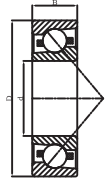
Bearing Designation	Principal Dimensions			Basic Load Ratings		Fatigue Load Limit	Speed ratings Lubrication		Mass
	d	D	B	Dynamic	Static		Grease	Oil	
	mm			C (kN)	CO (kN)	Pu (kN)	rpm		kg
7313 B	65	140	33	108.0	80.0	3.4	4300	5600	2.150
7314 B	70	150	35	119.0	90.0	3.7	3800	5000	2.650
7315 B	75	160	37	133.0	106.0	4.2	3600	4800	3.200
7316 B	80	170	39	143.0	118.0	4.5	3400	4500	3.800
7317 B	85	180	41	153.0	132.0	4.9	3200	4300	4.450
7318 B	90	190	43	165.0	146.0	5.2	3000	4000	5.200
7319 B	95	200	45	178.0	163.0	5.6	2800	3800	6.050
7320 B	100	215	47	203.0	190.0	6.4	2600	3600	7.500
7321 B	105	225	49	212.0	208.0	7.0	2400	3400	8.550
7322 B	110	240	50	225.0	224.0	7.2	2200	3200	10.000
7324 B	120	260	55	238.0	250.0	7.7	1900	2800	14.500
7326 B	130	280	58	251.0	270.0	8.0	1800	2600	17.500
7328 B	140	300	62	276.0	310.0	8.8	1700	2400	21.500
7330 B	150	320	65	302.0	365.0	10.2	1600	2200	26.000
7334 B	170	360	72	358.0	455.0	12.0	1400	1900	36.000
7336 B	180	380	75	371.0	490.0	12.5	1300	1800	42.000
7338 B	190	400	78	410.0	560.0	13.7	1200	1700	48.500

Angular Contact Ball Bearings



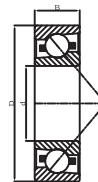
Bearing Designation	Principal Dimensions			Basic Load Ratings		Fatigue Load Limit	Speed ratings Lubrication		Mass
	d	D	B	Dynamic	Static		Grease	Oil	
mm				C (kN)	CO (kN)	Pu (kN)	rpm		kg
3200	10	30	14.0	7.6	4.3	0.2	22000	24000	0.051
3201	12	32	15.9	10.1	5.6	0.2	20000	22000	0.058
3202	15	35	15.9	11.2	6.8	0.3	17000	18000	0.066
3203	17	40	17.5	14.3	8.8	0.4	15000	16000	0.096
3204	20	47	20.6	20.0	12.0	0.5	14000	14000	0.160
3205	25	52	20.6	21.6	14.3	0.6	12000	12000	0.180
3206	30	62	23.8	30.0	20.4	0.9	10000	10000	0.290
3207	35	72	27.0	40.0	28.0	1.2	9000	9000	0.440
3208	40	80	30.2	47.5	34.0	1.4	8000	8000	0.580
3209	45	85	30.2	51.0	39.0	1.6	7500	7500	0.630
3210	50	90	30.2	51.0	39.0	1.7	7000	7000	0.660
3211	55	100	33.4	60.0	47.5	2.0	6300	6000	1.050
3212	60	110	36.5	73.5	58.5	2.5	5600	5600	1.400
3213	65	120	38.1	80.6	73.5	3.1	4500	4800	1.750
3214	70	125	39.7	88.4	80.0	3.4	4300	4500	1.900
3215	75	130	41.3	95.6	88.0	3.8	4300	4500	2.100
3216	80	140	44.4	106.0	95.0	3.9	4000	4300	2.650
3217	85	150	49.2	124.0	110.0	4.4	3600	3800	3.400
3218	90	160	52.4	130.0	120.0	4.6	3400	3600	4.150
3219	95	170	55.6	159.0	146.0	5.4	3200	3400	5.000
3220	100	180	60.3	178.0	166.0	6.0	3000	3200	6.100
3222	110	200	69.8	212.0	212.0	7.3	2800	2800	8.800

Angular Contact Ball Bearings



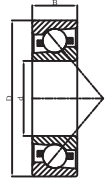
Bearing Designation	Principal Dimensions			Basic Load Ratings		Fatigue Load Limit	Speed ratings Lubrication		Mass
	d	D	B	Dynamic	Static		Grease	Oil	
	mm			C (kN)	CO (kN)	Pu (kN)	rpm		kg
3302	15	42	19.0	15.1	9.3	0.4	15000	16000	0.130
3303	17	47	22.0	21.6	12.7	0.5	14000	14000	0.180
3304	20	52	22.2	23.6	14.6	0.6	13000	13000	0.220
3305	25	62	25.4	32.0	20.4	0.9	11000	11000	0.350
3306	30	72	30.2	41.5	27.5	1.2	9000	9000	0.530
3307	35	80	34.9	52.0	35.5	1.5	8500	8500	0.710
3308	40	90	36.5	64.0	44.0	1.9	7500	7500	1.050
3309	45	100	39.7	75.0	53.0	2.2	6700	6700	1.400
3310	50	110	44.4	90.0	64.0	2.8	6000	6000	1.950
3311	55	120	49.2	112.0	81.5	3.5	5300	5300	2.550
3312	60	130	54.0	127.0	95.0	4.1	5000	5000	3.250
3313	65	140	58.7	146.0	110.0	4.6	4500	4500	4.100
3314	70	150	63.5	153.0	125.0	5.0	4000	4000	5.050
3315	75	160	68.3	176.0	140.0	5.5	4000	4000	5.550
3316	80	170	68.3	182.0	156.0	6.0	3400	3600	6.800
3317	85	180	73.0	195.0	176.0	6.6	3200	3400	8.300
3318	90	190	73.0	195.0	180.0	6.4	3000	3200	9.250
3319	95	200	77.8	225.0	216.0	7.5	2800	3000	11.000
3320	100	215	82.6	255.0	216.0	7.5	2800	3000	11.000
3322	110	240	92.1	291.0	305.0	9.8	2400	2600	19.000

Angular Contact Ball Bearings



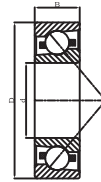
Bearing Designation		Principal Dimensions			Basic Load Ratings		Fatigue Load Limit	Speed ratings Lubrication		Mass
					Dynamic	Static		Grease	Oil	
1 Shield	2 Shield	mm			C (kN)	CO (kN)	Pu (kN)	rpm		kg
5200 Z	5200 ZZ	10	30	14.4	7.2	3.9	0.2	16000	22000	0.045
5201 Z	5201 ZZ	12	32	15.9	10.6	5.9	0.2	15000	20000	0.050
5202 Z	5202 ZZ	15	35	15.9	11.7	7.0	0.3	12000	17000	0.068
5203 Z	5203 ZZ	17	40	17.5	14.8	9.0	0.4	10000	15000	0.090
5205 Z	5205 ZZ	25	52	20.6	21.2	14.6	0.6	8000	11000	0.160
5206 Z	5206 ZZ	30	62	23.8	30.3	28.0	1.2	7000	9500	0.350
5207 Z	5207 ZZ	35	72	27.0	37.7	27.5	1.2	6000	8000	0.400
5208 Z	5208 ZZ	40	80	30.2	49.5	49.0	2.1	5600	7500	0.730
5209 Z	5209 ZZ	45	85	30.2	48.8	39.0	1.7	5000	6700	0.570
5210 Z	5210 ZZ	50	90	30.2	48.8	39.0	1.7	4800	6300	0.590
5211 Z	5211 ZZ	55	100	33.3	57.2	47.5	2.0	4300	5600	0.830
5212 Z	5212 ZZ	60	110	36.5	70.2	58.5	2.5	3800	5000	1.100
5213 Z	5213 ZZ	65	120	38.1	80.6	73.5	3.1	3600	4800	1.580
5214 Z	5214 ZZ	70	125	39.7	88.4	80.0	3.4	3200	4300	1.500
5215 Z	5215 ZZ	75	130	41.3	95.6	88.0	3.8	3200	4300	1.700
5216 Z	5216 ZZ	80	140	44.4	106.0	95.0	3.9	2800	3800	2.100
5217 Z	5217 ZZ	85	150	49.2	124.0	110.0	4.4	2600	3600	2.700
5218 Z	5218 ZZ	90	160	52.4	130.0	120.0	4.6	2400	3400	3.400
5304 Z	5304 ZZ	20	52	22.2	22.5	14.6	0.6	8500	12000	0.200
5305 Z	5305 ZZ	25	62	25.4	30.7	20.4	0.9	7500	10000	0.320
5306 Z	5306 ZZ	30	72	30.2	41.6	29.0	1.2	6300	8500	0.480
5307 Z	5307 ZZ	35	80	34.9	49.4	34.5	1.5	5600	7500	0.660

Angular Contact Ball Bearings



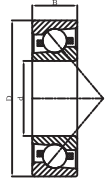
Bearing Designation		Principal Dimensions			Basic Load Ratings		Fatigue Load Limit	Speed ratings Lubrication		Mass
		d	D	B	Dynamic	Static		Grease	Oil	
1 Shield	2 Shield	mm			C (kN)	CO (kN)	Pu (kN)	rpm		kg
5308 Z	5308 ZZ	40	90	36.5	67.1	65.5	2.8	5000	6700	1.150
5309 Z	5309 ZZ	45	100	39.7	72.8	53.0	2.2	4500	6000	1.150
5310Z	5310 ZZ	50	110	44.4	85.2	64.0	2.7	4000	5300	1.550
5311 Z	5311 ZZ	55	120	49.2	106.0	81.5	3.5	3800	5000	2.000
5312 Z	5312 ZZ	60	130	54.0	121.0	95.0	4.0	3400	4500	2.600
5313 Z	5313 ZZ	65	140	58.7	138.0	108.0	4.6	3200	4300	3.300
5314 Z	5314 ZZ	70	150	63.5	153.0	125.0	5.0	2800	3800	4.050
5315 Z	5315 ZZ	75	160	68.3	168.0	14.0	5.5	2600	3600	4.900

Angular Contact Ball Bearings



Bearing Designation	Principal Dimensions			Basic Load Ratings		Speed ratings Lubrication		Mass
	d	D	B	Dynamic	Static	Grease	Oil	
	mm			C (kN)	CO (kN)	rpm		kg
QJ 202 N2MA	15	35	11.0	12.7	8.3	22000	36000	0.060
QJ 203 N2MA	17	40	12.0	15.9	10.6	19000	30000	0.080
QJ 205 MA	25	50	15.0	27.0	21.2	14000	22000	0.160
QJ 206 MA	30	62	16.0	37.5	30.5	12000	19000	0.240
QJ 207 N2MA	35	72	17.0	49.0	41.5	10000	17000	0.360
QJ 208 MA	40	80	18.0	56.0	49.0	9000	15000	0.450
QJ 209 MA	45	85	19.0	63.0	56.0	8500	14000	0.520
QJ 210 MA	50	90	20.0	65.5	61.0	7500	13000	0.590
QJ 211 MA	55	100	21.0	85.0	83.0	7000	11000	0.770
QJ 212 MA	60	110	22.0	96.5	93.0	6300	10000	0.990
QJ 212 N2PHAS	60	110	22.0	96.5	93.0	-	-	0.890
QJ 213 MA	65	120	23.0	110.0	112.0	5600	9500	1.200
QJ 214 MA	70	125	24.0	120.0	122.0	5600	9000	1.320
QJ 215 MA	75	130	25.0	125.0	132.0	5300	8500	1.450
QJ 216 MA	80	140	26.0	146.0	156.0	4800	8000	1.850
QJ 217 MA	85	150	28.0	156.0	173.0	4500	7500	2.250
QJ 218 N2MA	90	160	30.0	186.0	200.0	4300	7000	2.750
QJ 219 N2MA	95	170	32.0	212.0	232.0	4000	6700	3.350
QJ 220 N2MA	100	180	34.0	236.0	265.0	3800	6300	4.050
QJ 222 N2MA	110	200	38.0	280.0	325.0	3400	5600	5.600
QJ 224 N2MA	120	215	40.0	300.0	365.0	3200	5000	6.950
QJ 226 N2MA	130	230	40.0	310.0	400.0	2800	4800	7.750
QJ 228 N2MA	140	250	42.0	345.0	475.0	2600	4300	9.850

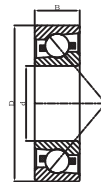
Angular Contact Ball Bearings



Bearing Designation	Principal Dimensions			Basic Load Ratings		Speed ratings Lubrication		Mass
	d	D	B	Dynamic	Static	Grease	Oil	
	mm			C (kN)	CO (kN)	rpm		kg
QJ 230 N2MA	150	270	45.0	400.0	570.0	2400	4000	12.500
QJ 232 N2MA	160	290	48.0	450.0	670.0	2200	3800	15.500
QJ 234 N2MA	170	310	52.0	455.0	720.0	2200	3400	19.500
QJ 236 N2MA	180	320	52.0	475.0	765.0	2000	3400	20.500
QJ 240 N2MA	200	360	58.0	540.0	915.0	1800	3000	28.500
QJ 248 N2MA	240	440	72.0	650.0	120.0	-	-	53.000
QJ 252 N2MA	260	480	80.0	728.0	1430.0	-	-	68.000

QJ 303 N2MA	17	47	14.0	23.4	15.0	17000	28000	0.140
QJ 304 MA	20	52	15.0	32.0	21.6	15000	24000	0.180
QJ 305 MA	25	62	17.0	39.0	28.0	12000	20000	0.290
QJ 306 MA	30	72	19.0	53.0	41.5	10000	17000	0.420
QJ 307 MA	35	80	21.0	64.0	51.0	9500	15000	0.570
QJ 308 MA	40	90	23.0	78.0	64.0	8500	14000	0.780
QJ 309 MA	45	100	25.0	100.0	83.0	7500	12000	1.050
QJ 310 MA	50	110	27.0	118.0	100.0	6700	11000	1.350
QJ 311 MA	55	120	29.0	137.0	118.0	6000	10000	1.750
QJ 312 MA	60	130	31.0	156.0	137.0	5600	9000	2.150
QJ 313 MA	65	140	33.0	176.0	156.0	5300	8500	2.700
QJ 314 MA	70	150	35.0	200.0	180.0	4800	8000	3.150
QJ 315 N2MA	75	160	37.0	216.0	200.0	4500	7500	3.900
QJ 316 N2MA	80	170	39.0	232.0	228.0	4300	7000	4.600
QJ 317 N2MA	85	180	41.0	250.0	255.0	4000	6700	5.450

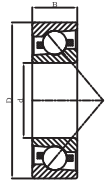
Angular Contact Ball Bearings



Bearing Designation	Principal Dimensions			Basic Load Ratings		Speed ratings Lubrication		Mass
	d	D	B	Dynamic	Static	Grease	Oil	
	mm			C (kN)	CO (kN)	rpm		kg
QJ 318 N2MA	90	190	43	285.0	305.0	3800	6300	6.450
QJ 319 N2MA	95	200	45	305.0	340.0	3600	6000	7.450
QJ 320 N2MA	100	215	47	345.0	400.0	3400	5600	9.300
QJ 322 N2MA	110	240	50	390.0	480.0	3000	4800	12.500
QJ 324 N2MA	120	260	55	415.0	530.0	2800	4500	16.000
QJ 326 N2MA	130	280	58	455.0	610.0	2600	4000	19.500
QJ 328 N2MA	140	300	62	500.0	695.0	2400	3800	24.000
QJ 330 N2MA	150	320	65	530.0	765.0	2200	3600	29.000
QJ 332 N2MA	160	340	68	570.0	880.0	2000	3400	34.500
QJ 334 N2MA	170	360	72	655.0	1040.0	1000	3200	41.500
QJ 336 N2MA	180	380	75	680.0	1020.0	1800	3000	47.500
QJ 338 N2MA	190	400	78	702.0	1116.0	1700	2800	49.000
QJ 344 N2/309829	220	460	88	904.0	1660.0	-	-	78.000
QJ 344 N2MA	220	460	88	780.0	1400.0	-	-	78.000

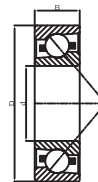
QJ 1017 N2MA	85	130	22	85.2	102.0	4000	6400	1.100
QJ 1021 N2MA	105	160	26	124.0	156.0	3200	5360	2.000
QJ 1022 N2MA	110	170	28	146.0	186.0	3040	5040	2.500
QJ 1030 N2MA	150	225	35	216.0	305.0	2240	3600	5.250
QJ 1032 N2MA	160	240	38	247.0	355.0	2080	3440	6.450
QJ 1038 N2MA	190	290	46	338.0	510.0	1760	2720	11.500
QJ 1040 N2MA	200	310	51	390.0	620.0	1600	2560	15.000
QJ 1056 N2MA	280	420	65	553.0	1060.0	1120	1920	33.500

Angular Contact Ball Bearings



Bearing Designation	Principal Dimensions			Basic Load Ratings		Speed ratings Lubrication		Mass
	d	D	B	Dynamic	Static	Grease	Oil	
	mm			C (kN)	CO (kN)	rpm		kg
QJ 1060 MA	300	460	74	650.0	1340.0	1040	1760	47.500
QJ 1064 MA	320	480	74	715.0	1530.0	960	1600	50.000
QJ 1068 N2MA	340	520	82	180.0	1700.0	880	1440	67.500
QJ 1072 N2MA	360	540	82	793.0	1800.0	880	1360	70.500
QJ 1076 N2MA	380	560	82	819.0	1900.0	800	1360	73.500
QJ 1080 N2MA	400	600	90	904.0	2160.0	760	1200	95.500
QJ 1084 N2MA	420	620	90	923.0	2280.0	720	1200	99.500
QJ 1088 N2MA	440	650	94	995.0	2500.0	680	1120	115.000
QJ 1092 N2MA	460	680	100	1040.0	2650.0	640	1040	130.000
QJ 1096 N2MA	480	700	100	1060.0	2800.0	600	1040	135.000
QJ 1240 N2MA	200	360	70	520.0	865.0	1440	2400	32.500
QJ 1244 N2MA	220	400	78	592.0	1020.0	1280	2080	45.500
QJ1248MA/344524	240	440	85	663.0	1220.0	1200	1920	61.000
QJ 1252 MA	260	480	90	741.0	1460.0	1040	1760	78.000
QJ 1256 N2MA	280	500	90	728.0	1460.0	1040	1600	82.000
QJ 1260 N2MA	300	540	98	832.0	1760.0	960	1520	105.000
QJ 1264 N2MA	320	580	105	923.0	2040.0	1760	2240	130.000
QJ1268MA/344524	340	620	118	1060.0	2450.0	800	1280	165.000
QJ 1272 N2MA	360	650	122	1110.0	2600.0	760	1200	190.000
QJ 1276 N2MA	380	680	132	1170.0	2850.0	720	1120	220.000
QJ 1280 N2MA	400	720	140	1300.0	3250.0	640	1040	265.000
QJ 1284 N2MA	420	760	150	1430.0	3750.0	600	1040	315.000

Angular Contact Ball Bearings

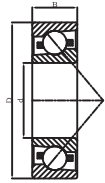


Bearing Designation	Principal Dimensions			Basic Load Ratings		Speed ratings Lubrication		Mass
	d	D	B	Dynamic	Static	Grease	Oil	
	mm			C (kN)	CO (kN)	rpm		kg
QJ 1288 N2MA	440	790	155	1400.0	3750.0	690	1104	350.000
QJ 1292 N2MA	460	830	165	1530.0	4250.0	644	1012	415.000
QJ 1296 N2MA	480	870	170	1680.0	4750.0	616	1012	470.000

QJ 1984 MA	420	560	65	637.0	1600.0	874	1472	51.000
QJ 1988 N2MA	440	600	74	761.0	1900.0	828	1380	65.000

BA2B 459304	20	52	30	30.7	20.8	8280	11960	0.280
BA2B 459306	30	72	38	55.9	42.5	6164	8280	0.680
BA2B 459307	35	80	42	62.4	49.0	5520	7360	0.900
BA2B 459308	40	90	46	79.3	65.5	3956	6440	1.250
BA2B 459309	45	100	50	97.5	81.5	4416	5796	1.700
BA2B 459310	50	110	54	119.0	102.0	3956	5152	2.200
BA2B 459311	55	120	58	138.0	120.0	3496	4600	2.800
BA2B 459312	60	130	62	156.0	140.0	3312	4416	3.500
BA2B 459313	65	140	65	174.0	160.0	2944	3956	4.300
BA2B 459314	70	150	70	195.0	180.0	2760	3680	5.300
BA2B 459317	85	180	82	251.0	265.0	2208	3128	8.900
BA2B 459318	90	190	86	270.0	290.0	2024	2944	10.500
BA2B 459320	100	215	94	325.0	380.0	1748	2576	15.000
BA2B 459322	110	240	100	364.0	450.0	1564	2208	20.000
BA2B 459326	130	280	116	403.0	540.0	1380	1840	35.000
BA2B 459328	140	300	124	449.0	620.0	1288	1748	43.000

Angular Contact Ball Bearings



Bearing Designation	Principal Dimensions			Basic Load Ratings		Speed ratings Lubrication		Mass
	d	D	B	Dynamic	Static	Grease	Oil	
	mm			C (kN)	CO (kN)	rpm		kg
BA2B 459418	90	160	60	178.0	193.0	2392	3312	4.600
BA2B 459420	100	180	68	221.0	245.0	2024	2944	6.600
BA2B 459422	110	200	76	260.0	310.0	1748	2576	9.200
BA2B 459424	120	215	80	270.0	325.0	1564	2208	12.200
BA2B 459428	140	250	84	296.0	390.0	1472	2024	17.700
BA2B 459430	150	270	90	319.0	440.0	1380	1840	23.000
3308 DNRCBM	40	90	36.5	49.4	41.5	6164	6440	1.200
3309DNRCBM	45	100	39.7	61.8	52.0	5520	5796	1.500
3310 DNRCBM	50	110	44.4	81.9	695.0	4876	5152	1.950
3311 DNRCBM	55	120	49.2	95.6	83.0	4416	4600	2.550
3313 DNRCBM	65	140	58.7	138.0	122.0	3956	4140	4.000



Self Aligning ball Bearings

Self-aligning ball bearings have a common sphered raceway in the outer ring. This feature allows angular misalignment of the shaft relative to the housing.

Double row self-aligning ball bearings are manufactured both with cylindrical bore and tapered bore.

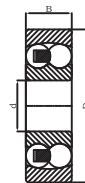
Product Highlights

Optimum performance

Capacity for resistance-free, self-alignment

Sealed bearings-greased for life

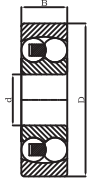
Self Aligning Ball Bearings



Bearing Designation	Principal Dimensions			Basic Load Ratings		Speed ratings Lubrication		Mass
	d	D	B	Dynamic	Static	Grease	Oil	
	mm			C (kN)	CO (kN)	rpm		kg
108	8	22	7	2.63	0.61	30000	35000	0.020
126	6	19	6	2.42	0.51	30000	35000	0.010
127	7	22	7	2.63	0.61	30000	35000	0.020
129	9	26	8	3.84	0.81	26000	32000	0.020
135	5	19	6	2.42	0.51	30000	35000	0.010

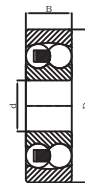
1200	10	30	9	5.35	1.11	24000	30000	0.030
1200 E	10	30	9	4.42	0.99	24000	30000	0.030
1201	12	32	10	5.56	1.31	23000	29000	0.040
1201 E	12	32	10	4.99	1.14	23000	29000	0.040
1202	15	35	11	7.58	1.72	20000	25000	0.050
1202 E	15	35	11	5.93	1.34	20000	25000	0.050
1203	17	40	12	8.08	2.02	18000	22000	0.080
1203 E	17	40	12	7.07	1.76	18000	22000	0.070
1204	20	47	14	10.10	2.68	15000	18000	0.130
1204 E	20	47	14	10.16	2.72	15000	18000	0.120
1204 K	20	47	14	10.10	2.68	15000	18000	0.120
1205	25	52	15	12.32	3.38	13000	16000	0.140
1205 E	25	52	15	11.44	3.20	13000	16000	0.014
1205 K	25	52	15	12.32	3.38	13000	16000	0.140
1206	30	62	16	15.76	4.70	11000	14000	0.220
1206 E	30	62	16	12.48	3.72	11000	14000	0.220
1206 K	30	62	16	15.76	4.70	11000	14000	0.220

Self Aligning Ball Bearings



Bearing Designation	Principal Dimensions			Basic Load Ratings		Speed ratings Lubrication		Mass
	d	D	B	Dynamic	Static	Grease	Oil	
	mm			C (kN)	CO (kN)	rpm		kg
1207	35	72	17	16.16	5.25	9500	12000	0.330
1207 E	35	72	17	15.20	4.80	9500	12000	0.320
1207 K	35	72	17	16.16	5.25	9500	12000	0.330
1208	40	80	18	19.49	6.62	8500	10000	0.420
1208 E	40	80	18	15.92	5.56	8500	10000	0.420
1208 K	40	80	18	19.49	6.62	8500	10000	0.420
1209 E	45	85	19	18.32	6.24	8500	10000	0.470
1210	50	90	20	23.03	8.23	7000	8500	0.530
1210 E	50	90	20	21.20	7.32	7000	8500	0.530
1210 K	50	90	20	23.03	8.23	7000	8500	0.530
1211	55	100	21	27.27	10.10	6300	7500	0.690
1211 E	55	100	21	22.08	8.48	6300	7500	0.710
1211 K	55	100	21	27.27	10.10	6300	7500	0.690
1212	60	110	22	30.30	11.72	5600	6700	0.900
1212 E	60	110	22	24.96	9.76	5600	6700	0.900
1212 K	60	110	22	30.30	11.72	5600	6700	0.900
1213	65	120	23	31.31	12.63	5300	6300	1.200
1213 E	65	120	23	28.08	11.20	5300	6300	1.150
1213 K	65	120	23	31.31	12.63	5300	6300	1.200
1214	70	125	24	34.85	13.84	5000	6000	1.300
1214 K	70	125	24	34.85	13.84	5000	6000	1.300
1215	75	130	25	39.39	15.76	4800	5600	1.400
1215 K	75	130	25	39.39	15.76	4800	5600	1.400

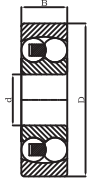
Self Aligning Ball Bearings



Bearing Designation	Principal Dimensions			Basic Load Ratings		Speed ratings Lubrication		Mass
	d	D	B	Dynamic	Static	Grease	Oil	
	mm			C (kN)	CO (kN)	rpm		kg
1216	80	140	26	40.40	17.17	4300	5000	1.700
1216 K	80	140	26	40.40	17.17	4300	5000	1.700
1217	85	150	28	39.04	16.64	4000	4800	4.600
1217 K	85	150	28	49.49	20.60	4000	4800	2.200
1218	90	160	30	45.76	18.88	3800	4800	2.500
1219	95	170	32	50.96	21.60	3300	4600	3.100
1220	100	180	34	55.12	24.00	2900	4400	3.700
1221	105	190	36	59.28	26.00	2500	4200	4.350
1222	110	200	38	70.72	31.20	2100	3900	5.150
1224 M	120	215	42	95.20	42.40	1700	3600	6.750
1226 M	130	230	46	101.60	46.80	1100	3300	8.300

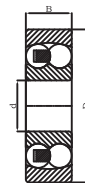
1300	10	35	11	7.17	1.62	20000	25000	0.060
1301	12	37	12	9.60	2.22	18000	22000	0.070
1301 E	12	37	12	7.49	1.73	18000	22000	0.070
1302	15	42	13	9.60	2.32	17000	20000	0.100
1302 E	15	42	13	8.64	2.08	17000	20000	0.090
1303	17	47	14	12.63	3.23	15000	17000	0.140
1303 E	17	47	14	10.16	2.72	15000	17000	0.130
1304	20	52	15	12.63	3.38	13000	16000	0.170
1304 E	20	52	15	11.44	3.20	13000	16000	0.160
1304 K	20	52	15	12.63	3.38	13000	16000	0.170
1305	25	62	17	18.18	5.05	11000	14000	0.280

Self Aligning Ball Bearings



Bearing Designation	Principal Dimensions			Basic Load Ratings		Speed ratings Lubrication		Mass
	d	D	B	Dynamic	Static	Grease	Oil	
	mm			C (kN)	CO (kN)	rpm		kg
1305 E	25	62	17	15.20	4.32	11000	14000	0.260
1305 K	25	62	17	18.18	5.05	11000	14000	0.280
1306	30	72	19	21.41	6.36	9000	11000	0.410
1306 E	30	72	19	18.00	5.44	9000	11000	0.390
1306 K	30	72	19	21.41	6.36	9000	11000	0.410
1307	35	80	21	25.25	8.08	8000	9500	0.540
1307 E	35	80	21	21.20	6.80	8000	9500	0.510
1307 K	35	80	21	25.25	8.08	8000	9500	0.540
1308	40	90	23	29.29	9.75	7000	8500	0.740
1308 E	40	90	23	27.04	8.96	7000	8500	0.720
1308 K	40	90	23	29.29	9.75	7000	8500	0.720
1309 E	45	100	25	31.20	10.72	7000	8500	0.960
1310	50	110	27	41.92	14.44	5600	6700	1.290
1310 E	50	110	27	34.88	11.20	5600	6700	1.200
1310 K	50	110	27	41.92	14.44	5600	6700	1.290
1311	55	120	29	51.51	18.18	5000	6000	1.600
1311 E	55	120	29	40.56	14.40	5000	6000	1.600
1311 K	55	120	29	51.51	18.18	5000	6000	1.600
1312	60	130	31	57.57	21.01	4500	5300	2.000
1312 E	60	130	21	46.80	17.60	4500	5300	1.950
1312 K	60	130	31	57.57	21.01	4500	5300	2.000
1313	65	140	33	62.62	23.03	4300	5000	2.500
1313 E	65	140	33	52.40	20.40	4300	5000	2.450

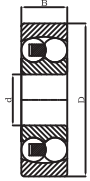
Self Aligning Ball Bearings



Bearing Designation	Principal Dimensions			Basic Load Ratings		Speed ratings Lubrication		Mass
	d	D	B	Dynamic	Static	Grease	Oil	
	mm			C (kN)	CO (kN)	rpm		kg
1313 K	65	140	33	62.62	23.03	4300	5000	2.500
1314	70	150	35	75.75	27.78	4000	4800	3.100
1314 K	70	150	35	75.75	27.78	4000	4800	3.100
1315	75	160	37	80.80	30.30	3600	4300	3.600
1315 K	75	160	37	80.80	30.30	3600	4300	3.600
1316	80	1370	39	70.72	26.80	3375	4200	4.200
1317	85	180	41	78.00	30.40	3100	3600	5.000
1318	90	190	43	93.60	35.20	3000	3400	5.800
1319	95	200	45	106.40	40.80	2800	3200	6.700
1320	100	215	47	114.40	45.60	2700	3000	8.300
1322 M	110	240	50	130.40	57.60	2400	2700	12.000
1412 M	60	150	42	100.00	33.20	4000	4700	8.700

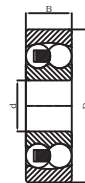
2200	10	30	14	8.38	1.77	22000	28000	0.050
2200 E	10	30	14	6.45	1.38	22000	28000	0.050
2201	12	32	14	9.09	1.97	20000	26000	0.050
2201 E	12	32	14	6.82	1.52	20000	26000	0.050
2202	15	35	14	9.19	2.12	19000	24000	0.060
2202 E	15	35	14	6.97	1.63	19000	24000	0.060
2203	17	40	16	11.31	2.73	16000	19000	0.090
2203 E	17	40	16	8.48	2.04	16000	19000	0.090
2204	20	47	18	14.14	3.54	14000	17000	0.140
2204 E	20	47	18	13.44	3.32	14000	17000	0.140

Self Aligning Ball Bearings



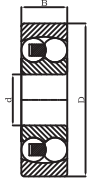
Bearing Designation	Principal Dimensions			Basic Load Ratings		Speed ratings Lubrication		Mass
	d	D	B	Dynamic	Static	Grease	Oil	
	mm			C (kN)	CO (kN)	rpm		kg
2205	25	52	18	17.07	4.24	12000	15000	0.160
2205 E	25	52	18	13.44	3.52	12000	15000	0.160
2205 K	25	52	18	17.07	4.24	12000	15000	0.160
2206	30	62	20	25.25	6.97	9500	12000	0.250
2206 E	30	62	20	19.04	5.36	9500	12000	0.260
2206 K	30	62	20	25.25	6.06	9500	12000	0.250
2207	35	72	23	31.82	9.09	8000	9500	0.400
2207 E	35	72	23	24.56	7.04	8000	9500	0.400
2207 K	35	72	23	31.82	9.09	8000	9500	0.400
2208	40	80	23	32.32	9.60	7500	9000	0.490
2208 E	440	80	23	25.52	8.00	7500	9000	0.510
2208 K	40	80	23	32.32	9.60	7500	9000	0.490
2209 E	45	85	23	26.00	8.48	7500	9000	0.550
2210	50	90	23	28.28	9.60	6700	8000	0.600
2210 E	50	90	23	27.04	8.96	6700	8000	0.600
2210 K	50	90	23	28.28	9.60	6700	8000	0.600
2211	55	100	25	39.39	12.63	5500	6600	0.750
2211 E	55	100	25	31.20	10.72	5500	6600	0.810
2211 K	55	100	25	39.39	12.63	5500	6600	0.750
2211 M	105	190	50	86.40	36.00	5500	6600	6.100
2212	60	110	28	45.45	16.67	5200	6200	1.100
2212 E	60	110	28	39.04	13.60	5200	6200	1.100
2212 K	60	110	28	45.45	16.67	5200	6200	1.100

Self Aligning Ball Bearings



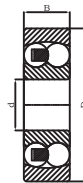
Bearing Designation	Principal Dimensions			Basic Load Ratings		Speed ratings Lubrication		Mass
	d	D	B	Dynamic	Static	Grease	Oil	
	mm			C (kN)	CO (kN)	rpm		kg
2213	65	120	31	57.57	19.70	4500	5200	1.400
2213 E	65	120	31	45.76	16.00	4500	5200	1.450
2213 K	65	120	31	57.57	19.70	4500	5200	1.400
2214	70	125	31	44.44	17.07	4700	5100	1.600
2214 K	70	125	31	44.44	17.07	4700	5100	1.600
2215	75	130	31	44.44	18.08	4500	5000	1.700
2215 K	75	130	31	44.44	18.08	4500	5000	1.700
2216	80	140	33	50.50	21.21	4200	4800	2.100
2216 K	80	140	33	50.50	21.21	4200	4800	2.100
2217	85	150	36	58.58	23.74	4000	4700	2.600
2217 K	85	150	36	58.58	23.74	4000	4700	2.600
2218	90	160	40	56.16	22.80	3750	4500	3.400
2219 M	95	170	43	66.56	27.60	3500	4250	4.100
2220	100	180	46	78.00	32.40	3400	4000	5.000
2222	110	200	53	99.20	41.60	3000	3650	7.000
2302	15	42	17	12.02	2.83	16000	19000	0.130
2302	15	42	17	9.52	2.32	16000	19000	0.110
2303	17	47	19	14.34	3.64	14000	17000	0.180
2303	17	47	19	11.68	2.84	14000	17000	0.160
2304	20	52	21	18.18	4.70	13000	16000	0.240
2304	20	52	21	14.56	3.80	13000	16000	0.210
2305	25	62	24	24.75	6.62	10000	13000	0.370

Self Aligning Ball Bearings




Bearing Designation	Principal Dimensions			Basic Load Ratings		Speed ratings Lubrication		Mass
	d	D	B	Dynamic	Static	Grease	Oil	
	mm			C (kN)	CO (kN)	rpm		kg
2305	25	62	24	19.36	5.24	10000	13000	0.340
2305 K	25	62	24	24.75	6.62	10000	13000	0.370
2306	30	72	27	31.82	8.74	8500	10000	0.550
2306	30	72	27	24.96	7.04	8500	10000	0.500
2306 K	30	72	27	31.82	8.74	8500	10000	0.550
2307	35	80	31	39.39	11.31	7500	9000	0.740
2307 E	35	80	31	31.76	8.96	7500	9000	0.680
2307 K	35	80	31	39.39	11.31	7500	9000	0.740
2308 E	40	90	33	43.20	4.80	7000	8500	0.930
2309 E	45	100	36	50.96	15.44	6500	7800	1.250
2310	50	110	40	64.64	20.20	5300	6300	1.780
2310	50	110	40	50.96	16.00	5300	6300	1.650
2310 K	50	110	40	64.64	20.20	5300	6300	1.780
2311	55	120	43	75.75	23.84	4800	5600	2.300
2311 K	55	120	43	75.75	23.84	4800	5600	2.300
2312	60	130	46	87.37	28.28	4300	5000	2.900
2312 K	60	130	46	87.37	28.28	4300	5000	2.900
2313	65	140	48	95.95	32.83	4000	4800	3.400
2314	70	150	51	111.10	37.88	3600	4300	4.200
2314 K	70	150	51	111.10	37.88	3600	4300	4.200
2315	75	160	55	123.22	42.93	3400	4000	5.200
2315 K	75	160	55	1234.22	42.93	3400	4000	5.200
2316	80	170	58	108.00	39.20	3200	4300	6.100

Self Aligning Ball Bearings



Bearing Designation	Principal Dimensions			Basic Load Ratings		Speed ratings Lubrication		Mass
	d	D	B	Dynamic	Static	Grease	Oil	
	mm			C (kN)	CO (kN)	rpm		kg
2317	85	180	60	112.00	40.80	3000	3800	7.050
2318	90	190	64	122.40	45.60	2800	3500	8.450
2319 M	95	200	67	132.00	51.20	2800	3500	9.800
2320 M	100	215	73	152.00	64.00	2600	3000	12.500



Taper Roller Bearings

Taper roller bearings have tapered inner and outer rings raceways between which tapered rollers are arranged.

Their design makes taper roller bearings particularly suitable for the accommodation of combined (radial and axial) loads. The axial load carrying capacity of the bearings is largely determined by the contact angle α , which corresponds to the angle of the outer ring raceway. The larger this angle, the larger the axial load carrying capacity. Taper roller bearings are generally of separable design; for example, the inner ring with roller and cage assembly forms a unit which can be mounted separately from the outer ring.

Product Highlights

Fast, quiet, robust bearings

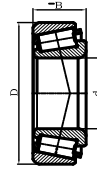
Quiet running

Quality performance in demanding applications

Optimized internal geometry

Large product assortment

Taper Roller Bearings



SUFFIXES

1. CONTACT ANGLE;
 - B Larger contact angle than standard
2. INTERNAL DESIGN
 - J2 Pressed steel cage rolling element guided
 - X Boundary dimensions changed to conform to ISO standards
 - DF Duplex (2) bearings, face-to-face arrangement including 1 outer ring and 1 inner ring spacer
 - DB Duplex (2) bearings, back-to-back face arrangement including 1 outer ring and 1 inner ring spacer
 - DT Duplex (2) bearings arranged in tandem with 1 outer ring and 1 inner ring spacer
3. FEATURES
 - Q Improved friction torque characteristics and raceway geometry

Internal clearance

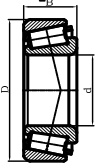
Axial internal clearance

The internal clearance of single row taper roller bearings can only be obtained after mounting and is determined by adjustment of the bearing against a second bearing which provides location in the opposite direction.

Axial internal clearance – Paired taper roller bearings

The axial internal clearance of paired single row taper roller bearings is determined by the intermediate rings between the two bearings of matched pairs. The bearing pair shown in the bearing tables are produced with the standard bearing clearance shown in table below.

Taper Roller Bearings



Total width tolerances of matched single row metric taper roller bearings

Bore Diameter	Total width tolerance TsD if natsged wearubgs if series													
		329		320X		330		331, 302, 322, 332		303, 323		313(X)		
d		Incl.	high	low	high	low	high	low	high	low	high	low	high	
over (mm)	mm													
-	30	-	-	+550	+110	-	-	+550	+100	+600	+150	+500	+50	
30	40	-	-	+550	+100	-	-	+600	+150	+600	+150	+550	+50	
40	50	-	-	+600	+150	-	-	+600	+200	+650	+200	+550	+100	
50	65	-	-	+600	+150	-	-	+600	+200	+650	+200	+550	+100	
65	80	-	-	+600	+200	-	-	+650	+200	+700	+200	+600	+100	
80	100	+750	-150	+650	-250	+800	-50	+700	-200	+700	-100	+600	-300	
100	120	+750	-150	+700	-200	+800	-100	+700	-200	+750	-150	+600	-300	
120	140	+1100	-200	+1000	-300	+1100	-200	+1000	-300	+1100	-200	+950	-350	
140	160	+1150	-150	+1050	-250	+1100	-200	+1050	-250	+1150	-150	+950	-350	
160	180	+1150	-150	+1100	-200	-	-	+1100	-200	+1150	-150	-	-	
180	190	+1150	-150	+1100	-200	-	-	+1100	-200	+1200	-100	-	-	
190	200	+1150	-150	+1100	-200	-	-	+1100	-200	+1200	-100	-	-	
200	225	+1200	-100	+1150	-150	-	-	+1150	-150	+1250	-50	-	-	
225	250	+1200	-100	+1200	-100	-	-	+1200	-100	+1300	0	-	-	
250	280	+1300	0	+1250	-50	-	-	+1250	-50	-	-	-	-	
280	300	+1400	+100	+1300	0	-	-	+1300	0	-	-	-	-	
300	315	+1400	+100	+1350	+50	-	-	+1350	+50	-	-	-	-	
315	340	+1500	-200	+1450	-250	-	-	+1450	+200	-	-	-	-	

Taper Roller Bearings

Total width tolerances of matched single row metric taper roller bearings

Bore Diameter	Total width tolerance TsD if natcged veaurbgs if series												
		329		320X		330		331, 302, 322, 332		303, 323		313(X)	
d		Incl.	high	low	high	low	high	low	high	low	high	low	high
over (mm)	mm												
-	30	-	-	80	120	-	-	100	140	130	170	60	100
30	40	-	-	100	140	-	-	120	160	140	180	70	110
40	50	-	-	120	160	180	220	140	180	160	200	80	120
50	65	-	-	140	180	200	240	160	200	180	220	100	140
65	80	-	-	160	200	250	290	180	220	200	260	110	170
80	100	270	310	190	230	350	390	210	270	240	300	110	170
100	120	270	330	220	280	340	400	220	280	280	340	130	190
120	140	310	370	240	300	340	400	220	280	280	340	130	190
140	160	370	430	270	330	340	400	270	330	370	430	180	240
160	180	370	430	310	370	-	-	310	370	390	450	-	-
180	190	370	430	340	400	-	-	340	400	440	500	-	-
190	200	390	450	340	400	-	-	340	400	440	500	-	-
200	225	440	500	390	450	-	-	390	450	490	550	-	-
225	250	440	500	440	500	-	-	440	500	540	600	-	-
250	280	540	600	490	550	-	-	490	550	-	-	-	-
280	300	640	700	540	600	-	-	540	600	-	-	-	-
300	340	640	700	590	650	-	-	590	650	-	-	-	-

Taper Roller Bearings

Bearing Designation	Principal Dimensions					Basic Load Ratings		Fatigue Load Limit	Speed ratings Limiting Speed		Mass
	d	D	T	B	C	Dynamic	Static		Grease	Oil	
	mm					C	Co	Pu			kg
30203	17	40	13,25	12	11	20.9	20.5	2.0	13000	18000	0.075
30204	20	47	15,25	14	12	35.2	30.8	3.0	12000	15000	0.120
30205	25	52	16,25	15	13	39.1	36.9	3.8	11000	13000	0.150
30206	30	62	17,25	16	14	51.2	48.4	5.3	9000	11000	0.230
30207	35	72	18,25	17	15	64.4	61.6	6.7	8000	9500	0.320
30208	40	80	19,75	18	16	78.1	74.8	8.4	7000	8500	0.420
30213	65	120	24,75	23	20	145.2	147.4	17.9	4500	5600	1.150
30214	70	125	26,25	24	21	137.5	171.6	20.0	4000	5300	1.250
30215	75	130	27,25	25	22	154.0	193.6	22.4	3800	5000	1.400
30216	80	140	28,25	26	22	166.1	201.3	23.3	3400	4800	1.600
30217	85	150	30,5	28	24	193.6	242.0	28.1	3200	4300	2.050
30218	90	160	32,5	30	26	213.4	269.5	31.4	3000	4000	2.550
30219	95	170	34,5	32	27	237.6	302.5	34.7	2800	3800	3.000
30220	100	180	37	34	29	270.6	352.0	40.0	2800	3600	3.650
30221	105	190	39	36	30	297.0	390.5	44.0	2600	3400	4.250
30222	110	200	41	38	32	338.8	445.5	50.0	2400	3200	5.100
30224	120	215	43,5	40	34	375.1	511.5	54.0	2200	3000	6.150
30226	130	230	43,75	40	34	405.9	539.0	58.0	2000	2800	7.600
30228	140	250	45,75	42	36	459.8	627.0	64.4	1900	2600	8.650
30230	150	270	49	45	38	472.0	616.0	63.0	1800	2400	1.100
30232	160	290	52	48	40	581.0	809.0	79.0	1600	2200	1.300
30234	170	310	57	52	43	678.0	952.0	91.0	1500	2000	19.000

Taper Roller Bearings

Bearing Designation	Principal Dimensions					Basic Load Ratings		Fatigue Load Limit	Speed ratings Limiting Speed		Mass
	d	D	T	B	C	Dynamic C	Static Co		Grease	Oil	
	mm					kN	kN	kN	RPM		kg
30203	17	40	13,25	12	11	20.9	20.5	2.0	13000	18000	0.075
30204	20	47	15,25	14	12	35.2	30.8	3.0	12000	15000	0.120
30205	25	52	16,25	15	13	39.1	36.9	3.8	11000	13000	0.150
30206	30	62	17,25	16	14	51.2	48.4	5.3	9000	11000	0.230

30302	15	42	14,25	13	11	24.6	22.0	2.3	13000	18000	0.095
30303	17	47	15,25	14	12	30.9	27.5	3.0	12000	16000	0.130
30304	20	52	16,25	15	13	42.9	35.8	4.0	12000	14000	0.170
30305	25	62	18,25	17	15	49.1	47.3	5.2	9000	12000	0.260
30307	35	80	22,75	21	18	91.3	80.9	9.1	7500	9000	0.520
30308	40	90	25,25	23	20	110.0	104.5	11.9	6300	8000	0.720
30313	65	140	36	33	28	213.4	250.8	30.3	3600	4800	2.400
30314	70	150	38	35	30	242.0	286.0	37.0	3400	4500	2.900
30315	75	160	40	37	31	270.6	319.0	37.0	3200	4300	3.450
30316	80	170	42.5	39	33	297.0	352.0	42.0	3000	4300	4.100
30317	85	180	44,5	41	34	333.3	401.5	44.6	2800	4000	4.850
30318	90	190	46,5	43	36	363.0	440.0	48.0	2600	4000	5.650
30319	95	200	49,5	45	38	363.0	429.0	46.8	2600	3400	6.700
30320	100	215	51,5	47	39	442.2	539.0	58.0	2400	3200	8.050
30322	110	240	54,5	50	42	520.3	643.5	68.0	2200	2800	11.000
30324	120	260	59,5	55	46	617.1	781.0	80.9	2000	2600	1.400
30326	130	280	63,75	58	49	689.7	880.0	91.0	1800	2400	1.700

Taper Roller Bearings

Bearing Designation	Principal Dimensions					Basic Load Ratings		Fatigue Load Limit	Speed ratings Limiting Speed		Mass
	d	D	T	B	C	Dynamic C	Static Co		Grease	Oil	
	mm					kN	kN	kN	RPM		kg
30332	160	340	75	68	58	1004.0	1298.0	125.0	1500	2000	2.900
30352	260	540	113	102	85	2332.0	3355.0	275.0	850	1200	110.000
31305	25	62	18,25	17	13	41.8	44.0	4.8	7500	11000	0.260
31307	35	80	22,75	21	15	78.1	73.7	8.6	6300	8500	0.520
31308	40	90	25,25	23	17	93.5	89.7	10.5	5600	7500	0.720
31313	65	140	36	33	23	209.0	212.3	26.0	3600	4800	2.350
31314	70	150	38	35	25	237.6	242.0	30.0	3400	4500	2.950
31315	75	160	40	37	26	264.0	269.5	32.0	3200	4300	3.500
31316	80	170	42.5	39	27	286.0	291.5	35.0	3000	4000	4.050
31317	85	180	44,5	41	28	266.2	313.5	36.9	2600	3800	4.600
31318	90	190	46,5	43	30	290.4	346.5	40.2	2400	3400	5.900
31319	95	200	49,5	45	32	321.2	390.5	43.0	2400	3400	6.950
31320	100	215	56,5	51	35	473.0	511.5	56.0	2400	3000	8.600
31322X	110	240	63	57	38	502.7	643.5	68.0	1900	2800	12.000
31324	120	260	68	62	42	592.9	764.5	80.9	1700	2400	1.550
31326X	130	280	72	66	44	665.5	858.0	89.7	1600	2400	1.850
31328X	140	300	77	70	47	762.0	990.0	97.0	1500	2200	2.450
31330X	150	320	82	75	50	859.0	1122.0	110.0	1400	2000	29.500
32004X	20	42	15	15	12	30.8	29.7	3.0	13000	16000	0.097
32005 X	25	47	15	15	11,5	34.1	35.8	3.6	12000	14000	0.110

Taper Roller Bearings

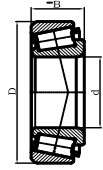
Bearing Designation	Principal Dimensions					Basic Load Ratings		Fatigue Load Limit	Speed ratings Limiting Speed		Mass
	d	D	T	B	C	Dynamic	Static		Grease	Oil	
						C	Co	Pu			
	mm					kN		kN	RPM		kg
32004X	20	42	15	15	12	30.8	29.7	3.0	13000	16000	0.097
32005 X	25	47	15	15	11,5	34.1	35.8	3.6	12000	14000	0.110
32006 X	30	55	17	17	13	44.6	48.4	5.0	10000	12000	0.170
32007	35	62	18	18	14	53.9	59.4	6.4	8500	11000	0.220
32008/38X	38	68	19	19	14,5	66.0	78.1	8.4	7500	10000	0.270
32008X	40	68	19	19	14,5	66.0	78.1	8.4	7500	9500	0.270
32013X	65	100	23	23	17,5	106.2	139.7	15.0	5000	6000	0.630
32014 X	70	110	25	25	19	127.6	168.3	19.0	4500	5600	0.840
32015	75	115	25	25	19	134.2	179.3	20.5	4300	5300	0.900
32016X	80	125	29	29	22	151.8	237.6	27.0	3600	5000	1.300
32017	85	130	29	29	22	154.0	246.4	28.1	3400	4800	1.350
32018	90	140	32	32	24	184.8	297.0	34.0	3200	4300	1.750
32019	95	145	32	32	24	184.8	297.0	33.6	3200	4300	1.800
32020X	100	150	32	32	24	189.2	308.0	34.0	3000	4000	1.900
32021X	105	160	35	35	26	221.1	368.5	41.3	2800	3800	2.400
320/22X	22	44	15	15	11,5	27.6	31.9	3.1	11000	15000	0.100
32022X	110	170	38	38	29	256.3	429.0	46.8	2600	3600	3.050
32024X	120	180	38	38	29	266.2	456.5	48.0	2400	3400	3.250
32026X	130	200	45	45	34	345.4	594.0	61.0	2200	3000	4.950
320/28X	28	52	16	16	12	40.2	41.8	4.0	10000	13000	0.150
32028X	140	210	45	45	34	363.0	643.5	64.4	2200	2800	5.250
32030X	150	225	48	48	36	406.0	721.0	72.1	2000	2600	6.350

Taper Roller Bearings

Bearing Designation	Principal Dimensions					Basic Load Ratings		Fatigue Load Limit	Speed ratings Limiting Speed		Mass
	d	D	T	B	C	Dynamic	Static		Grease	Oil	
	mm					C	Co	Pu			kg
32036X	180	280	64	64	48	708.0	1276.0	121.0	1600	2200	14.500
32038X	190	290	64	64	48	726.0	1320.0	123.0	1500	2000	15.000
32040X	200	310	70	70	53	823.0	1507.0	140.0	1400	1900	19.500
32044X	220	340	76	76	57	987.0	1826.0	165.0	1300	1700	25.500
32048X	240	360	76	76	57	1029.0	1980.0	176.0	1200	1600	27.500
32052X	260	400	87	87	65	1287.0	2420.0	209.0	1100	1400	40.000
32056X	280	420	87	87	65	1331.0	2596.0	220.0	1000	1300	40.500
32060X	300	460	100	100	74	1694.0	3300.0	275.0	900	1200	58.000
32064X	320	480	100	100	74	1694.0	3410.0	281.0	850	1100	64.000

32205	25	52	19,25	18	15	45.7	48.4	5.1	10000	13000	0.190
32206	30	62	21,25	20	17	64.4	62.7	6.9	9000	11000	0.280
32207	35	72	24,25	23	19	84.2	85.8	9.4	8000	9500	0.430
32208	40	80	24,75	23	19	93.5	95.2	10.8	7000	8500	0.530
32213	65	120	32,75	31	27	166.1	212.3	25.1	4000	5600	1.500
32214	70	125	33,25	31	27	172.7	228.8	27.0	3800	5300	1.600
32215	75	130	33,25	31	27	177.1	233.2	27.0	3600	5000	1.700
32216	80	140	35,25	33	28	205.7	269.5	31.4	3400	4500	2.050
32217	85	150	38,5	36	30	233.2	313.5	36.9	3200	4300	2.600
32218	90	160	42,5	40	34	276.1	374.0	42.0	3000	4000	3.350
32219	95	170	45,5	43	37	309.1	429.0	47.0	2800	3800	4.050
32220	100	180	49	46	39	350.9	484.0	53.0	2600	3600	4.900

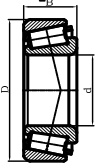
Taper Roller Bearings



Bearing Designation	Principal Dimensions					Basic Load Ratings		Fatigue Load Limit	Speed ratings Limiting Speed		Mass
	d	D	T	B	C	Dynamic C	Static Co		Grease	Oil	
	mm					kN		kN	RPM		kg
32221	105	190	53	50	43	393.8	561.0	61.0	2600	3400	6.000
32222	110	200	56	53	46	442.2	627.0	67.0	2400	3200	7.100
32224	120	215	61,5	58	50	514.8	764.5	79.0	2200	3000	9.150
32226	130	230	67,75	64	54	605.0	913.0	94.0	2000	2800	1.150
32228	140	250	71,75	68	58	708.0	1100.0	110.0	1900	2600	1.450
32230	150	270	77	73	60	811.0	1254.0	123.0	1700	2400	17.500
32232	160	290	84	80	67	968.0	1540.0	145.0	1600	2200	2.550
32234	170	310	91	86	71	1111.0	1793.0	165.0	1500	2000	28.500
32236	180	320	91	86	71	1111.0	1793.0	165.0	1400	1900	29.500
32240	200	360	104	98	82	1331.0	2200.0	198.0	1300	1700	42.500
32244	220	400	114	108	90	1771.0	2970.0	255.0	1100	1500	60.000
32248	240	440	127	120	100	1969.0	3685.0	303.0	1000	1400	83.500
32252	260	480	137	130	106	2420.0	4015.0	330.0	900	1200	105.000
32260	300	540	149	140	115	3025.0	5225.0	402.0	800	1100	140.000

32303	17	47	20,25	19	16	44.0	36.9	4.0	12000	16000	0.170
32304	20	52	22,25	21	18	56.1	50.1	6.0	12000	14000	0.230
32305	25	62	25,25	24	20	66.6	69.3	7.8	8000	12000	0.360
32307	35	80	32,75	31	25	104.7	116.6	13.4	6700	9000	0.730
32308	40	90	35,25	33	27	128.7	154.0	18.0	5300	8000	1.000
32313	65	140	51	48	39	290.4	368.5	44.0	3400	4800	3.450
32314	70	150	54	51	42	326.7	418.0	50.0	3200	4500	4.300

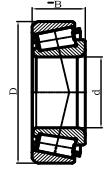
Taper Roller Bearings



Bearing Designation	Principal Dimensions					Basic Load Ratings		Fatigue Load Limit	Speed ratings Limiting Speed		Mass
	d	D	T	B	C	Dynamic C	Static Co		Grease	Oil	
	mm					kN		kN	RPM		kg
32315	75	160	58	55	45	369.6	484.0	56.0	3000	4300	5.200
32316	80	170	61.5	58	48	418.0	550.0	63.0	3000	4300	6.200
32317	85	180	63,5	60	49	442.2	583.0	66.0	2800	4000	6.850
32318	90	190	67,5	64	53	502.7	671.0	74.0	2600	4000	8.400
32319	95	200	71,5	67	55	551.1	737.0	79.0	2400	3400	1.100
32320	100	215	77,5	73	60	629.2	858.0	91.0	2200	3000	1.250
32321	105	225	81,5	77	63	665.5	896.5	94.0	2000	3000	14.500
32322	110	240	84,5	80	65	689.7	913.0	95.2	1900	2800	17.000
32324	120	260	90,5	86	69	871.2	1232.0	121.0	1800	2600	2.150

32915	75	105	20	20	16	89.7	127.6	14.5	4800	6300	0.520
32920	100	140	25	25	20	130.9	224.4	24.6	3200	4800	1.150
32922	110	150	25	25	20	137.5	246.4	26.0	3000	4300	1.250
32924	120	165	29	29	23	181.5	335.5	35.0	2600	3800	1.600
32926	130	180	32	32	25	217.8	401.5	42.0	2400	3600	2.400
32928	140	190	32	32	25	225.5	429.0	44.0	2200	3400	2.550
32934	170	230	38	38	30	315.0	644.0	61.0	1900	2800	4.500
32936	180	250	45	45	34	387.0	809.0	75.0	1700	2600	6.650
32938	190	260	45	45	34	394.0	842.0	79.0	1600	2400	7.000
32940	200	280	51	51	39	520.0	1045.0	97.0	1500	2200	9.500
32944	220	300	51	51	39	532.0	1100.0	100.7	1400	2000	10.000
32948	240	320	51	51	39	563.0	1188.0	106.2	1300	1900	11.000

Taper Roller Bearings

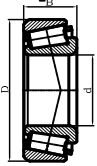


Bearing Designation	Principal Dimensions					Basic Load Ratings		Fatigue Load Limit	Speed ratings Limiting Speed		Mass
	d	D	T	B	C	Dynamic C	Static Co		Grease	Oil	
	mm					kN		kN	RPM		kg
32915	75	105	20	20	16	89.7	127.6	14.5	4800	6300	0.520
32920	100	140	25	25	20	130.9	224.4	24.6	3200	4800	1.150
32922	110	150	25	25	20	137.5	246.4	26.0	3000	4300	1.250
32924	120	165	29	29	23	181.5	335.5	35.0	2600	3800	1.600
32926	130	180	32	32	25	217.8	401.5	42.0	2400	3600	2.400

33013	65	100	27	27	21	121.0	168.3	19.0	5000	6300	0.780
33014	70	110	31	31	25,5	143.0	215.6	25.1	4300	5600	1.100
33015	75	115	31	31	25,5	147.4	250.8	29.0	4000	5300	1.150
33016	80	125	36	36	29,5	184.8	313.5	35.0	3600	5000	1.650
33017	85	130	36	36	29,5	201.3	341.0	38.0	3600	4800	1.750
33018	90	140	39	39	32,5	237.6	390.5	43.0	3200	4500	2.200
33019	95	145	39	39	32,5	242.0	412.5	44.6	3200	4300	2.300
33020	100	150	39	39	32,5	246.4	429.0	45.7	3000	4000	2.400
33021	105	160	43	43	34	270.6	473.0	50.1	2800	3800	3.050
33022	110	170	47	47	37	309.1	550.0	58.0	2600	3600	3.850
33024	120	180	48	48	38	321.2	594.0	62.0	2600	3400	4.200
33030	150	225	59	59	46	503.0	952.0	95.2	2000	2600	8.150

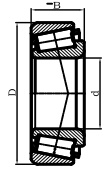
33108	40	75	26	26	20,5	100.7	114.4	12.5	7000	9000	0.510
33113	65	110	34	34	26,5	156.2	228.8	26.0	4300	5600	1.300
33114	70	120	37	37	29	189.2	275.0	33.0	4000	5300	1.700

Taper Roller Bearings



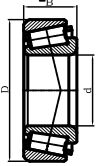
Bearing Designation	Principal Dimensions					Basic Load Ratings		Fatigue Load Limit	Speed ratings Limiting Speed		Mass
	d	D	T	B	C	Dynamic C	Static Co		Grease	Oil	
	mm					kN	kN	RPM		kg	
33115	75	125	37	37	29	193.6	291.5	34.7	3800	5000	1.800
33116	80	130	37	37	29	196.9	308.0	35.8	3600	4800	1.900
33117	85	140	41	41	32	242.0	374.0	42.0	3400	4500	2.450
33118	90	150	45	45	35	276.1	429.0	47.0	3000	4300	3.100
33118	90	150	45	45	35	276.1	429.0	47.0	3000	4300	3.100
33122	110	180	56	56	43	405.9	693.0	74.0	2600	3400	5.550
33205	25	52	22	22	18	59.4	61.6	7.0	10000	13000	0.230
33207	35	72	28	28	22	106.2	116.6	13.0	7000	9500	0.560
33208	40	80	32	32	25	132.0	145.2	17.0	6300	8500	0.770
33213	65	120	41	41	32	213.4	297.0	33.6	3800	5300	2.050
33214	70	125	41	41	32	221.1	313.5	35.8	3600	5000	2.100
33215	75	130	41	41	31	229.9	330.0	37.0	3400	4800	2.250
33216	80	140	46	46	35	276.1	412.5	45.7	3200	4500	2.900
33217	85	150	49	49	37	314.6	473.0	53.0	3000	4300	3.700
33219	95	170	58	58	44	411.4	616.0	68.0	2600	3800	5.500
33220	100	180	63	63	48	471.9	720.5	78.0	2400	3600	6.950

Taper Roller Bearings



Cone Number	Bore Diameter	Cone Width	Cup Number	Outside Diameter	Cup Width	Bearing Width	Basic Load Ratings	
	B	W ₁		D	W ₀	W	Dynamic Cr (lbs/kN)	Static Cor (lbs/kN)
	Inch/mm			Inch/mm				
365								
Series								
365	1.9685	0.8750	362	3.5433	0.6250	0.7874	17.1	20.2
	50.000	22.225		90.000	15.875	20.000	76.0	90.0
365A	1.6250	0.8750	362A	3.5000	0.6501	0.8125	17.1	20.2
	41.275	22.225		88.900	16.513	20.638	76.0	90.0
365S	1.9375	0.8750	362B	3.5433	0.6250	0.7874	17.1	20.2
	49.212	22.225		90.000	15.875	20.000	76.0	90.0
366	1.9685	0.8750	363	3.5433	0.7874	0.7874	17.1	20.2
	50.000	22.225		90.000	20.000	20.000	76.0	90.0
367	1.7717	0.8750					17.1	20.2
	45.000	22.225					76.0	90.0
368	2.0000	0.8750					17.1	20.2
	50.800	22.225					76.0	90.0
368A	2.0000	0.8750					17.1	20.2
	50.800	22.225					76.0	90.0
368S	2.0312	0.8750					17.1	20.2
	51.592	22.225					76.0	90.0
369A	1.8750	0.8750					17.1	20.2
	47.625	22.225					76.0	90.0
369AS	1.8750	0.8750					17.1	20.2
	47.625	22.225					76.0	90.0

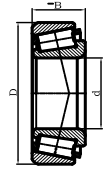
Taper Roller Bearings



Cone Number	Bore Diameter	Cone Width	Cup Number	Outside Diameter	Cup Width	Bearing Width	Basic Load Ratings	
	B	W ₁		D	W ₀	W	Dynamic Cr (lbs/kN)	Static Cor (lbs/kN)
	Inch/mm			Inch/mm				
369S	1.8750	0.8750					4.6	2.5
	47.625	22.225					20.6	11.3
370A	2.0000	0.8750					4.6	2.5
	50.800	22.225					20.6	11.3

385								
Series								
385	2.1654	0.8640	382	3.8750	0.7018	0.8268	16.8	20.6
	55.000	21.946		98.425	17.826	21.000	74.5	91.5
385A	2.0000	0.8640	382A	3.8125	0.6250	0.8268	16.8	20.6
	50.800	21.946		98.425	17.826	21.000	74.5	91.5
385AX	2.0000	0.8640	382B	3.8125	0.7018	0.8268	16.8	20.6
	50.800	21.946		96.838	17.826	21.000	74.5	91.5
385X	2.1654	0.8640	382S	3.8125	0.7982	1	16.8	20.6
	55.000	21.946		96.838	20.274	25.400	74.5	91.5
386A	1.8750	0.8640	383A	3.9370	0.7018	0.8268	16.8	20.6
	47.625	21.946		100.000	17.826	21.000	74.5	91.5
387	2.2500	0.8640					16.8	20.6
	57.150	21.946					74.5	91.5
387A	2.2500	0.8640					16.8	20.6
	57.150	21.946					74.5	91.5
387AS	2.2500	0.8640					16.8	20.6
	57.150	21.946					74.5	91.5

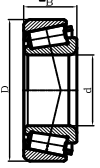
Taper Roller Bearings



Cone Number	Bore Diameter	Cone Width	Cup Number	Outside Diameter	Cup Width	Bearing Width	Basic Load Ratings	
	B	W ₁		D	W ₀	W	Dynamic Cr (lbs/kN)	Static Cor (lbs/kN)
	Inch/mm			Inch/mm				
387S	2.2500	0.8640					16.8	20.6
	57.150	21.946					74.5	91.5
388A	2.2650	0.8640					16.8	20.6
	57.531	21.946					74.5	91.5
389	2.1880	0.8640					16.8	20.6
	55.575	21.946					74.5	91.5
389A	2.1250	0.8640					16.8	20.6
	53.975	21.946					74.5	91.5

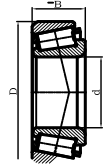
395								
Series								
390	2.2500	0.8660	394A	4.3307	0.7411	0.8661	18.3	24.1
	57.150	21.996		110.000	18.824	22.000	81.5	107.0
390A	2.5000	0.8660	394AB	4.3307	0.7411	0.8661	18.3	24.1
	63.500	21.996		110.000	18.824	22.000	81.5	107.0
392	2.4375	0.8660	394AS	4.3307	0.7411	0.8661	18.3	24.1
	61.912	21.996		110.000	18.824	22.000	81.5	107.0
395	2.5000	0.8660	394CS	4.4680	0.7411	0.8661	18.3	24.1
	63.500	21.996		113.487	18.824	22.000	81.5	107.0
395A	2.6250	0.8660					18.3	24.1
	66.675	21.996					81.5	107.0
395S	2.6250	0.8660					18.3	24.1
	66.675	21.996					81.5	107.0

Taper Roller Bearings



Cone Number	Bore Diameter	Cone Width	Cup Number	Outside Diameter	Cup Width	Bearing Width	Basic Load Ratings	
	B	W ₁		D	W ₀	W	Dynamic Cr (lbs/kN)	Static Cor (lbs/kN)
	Inch/mm			Inch/mm				
396	1.9685	0.8660					18.3	24.1
	50.000	21.996					81.5	107.0
397	2.3622	0.8660					18.3	24.1
	60.000	21.996					81.5	107.0
398	2.0000	0.8660					18.3	24.1
	50.800	21.996					81.5	107.0
399A	2.6875	0.8660					18.3	24.1
	68.262	21.996					81.5	107.0
399AS	2.6875	0.8660					18.3	24.1
	68.262	21.996					81.5	107.0
395CS	2.6250	0.9230					18.3	24.1
	66.675	23.444					81.5	107.0
			394A	4.331	0.741	1.206		
				110.000	18.824	30.636		
			394AB	4.331	0.741	0.866		
				110.000	18.824	22.000		
			394AS	4.331	0.741	0.866		
				110.000	18.824	22.000		
			394CS	4.468	0.741	0.866		
				113.487	18.824	22.000		
395ES	2.6250	1.2060	394A	4.3307	0.7411	1.2061	18.3	24.1
	66.675	30.632		110.000	18.824	30.636	81.5	107.0

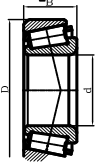
Taper Roller Bearings



Cone Number	Bore Diameter	Cone Width	Cup Number	Outside Diameter	Cup Width	Bearing Width	Basic Load Ratings	
	B	W ₁		D	W ₀	W	Dynamic Cr (lbs/kN)	Static Cor (lbs/kN)
	Inch/mm			Inch/mm				
			394AB	4.331	0.741	1.206		
				110.000	18.824	30.636		
			394AS	4.331	0.7411	1.206		
				110.000	18.824	30.636		
			394CS	4.468	0.741	1.206		
				113.487	18.824	30.636		

455 Series								
455 Series								
455	2.0000	1.1542	452	4.2500	1.0630	1.2818	25.0	32.0
	50.800	29.317		107.950	27.000	32.558	111.0	142.0
455S	2.0000	1.1542	453A	4.2500	0.8750	1.0938	25.0	32.0
	50.800	29.317		107.950	22.225	27.783	111.0	142.0
456	2.1250	1.1542	453B	4.2500	0.8750	1.0938	25.0	32.0
	53.975	29.317		107.950	22.225	27.783	111.0	142.0
458S	1.7717	1.1542	453X	4.1250	0.9687	1.1875	25.0	32.0
	45.000	29.317		104.775	24.605	30.162	111.0	142.0
460	1.7500	1.1542	454	4.3307	1.0630	1.0943	25.0	32.0
	44.450	29.317		110.000	27.000	27.795	111.0	142.0
462	2.2500	1.1542					25.0	32.0
	57.150	29.317					111.0	142.0
462A	2.2500	1.1542					25.0	32.0
	57.150	29.317					111.0	142.0

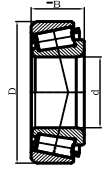
Taper Roller Bearings



Cone Number	Bore Diameter	Cone Width	Cup Number	Outside Diameter	Cup Width	Bearing Width	Basic Load Ratings	
	B	W ₁		D	W ₀	W	Dynamic Cr (lbs/kN)	Static Cor (lbs/kN)
	Inch/mm			Inch/mm				
463	1.8750	1.1542					25.0	32.0
	47.625	29.317					111.0	142.0
466	2.1649	1.1542					25.0	32.0
	54.998	29.317					111.0	142.0
467	1.8750	1.1542					25.0	32.0
	47.625	29.317					111.0	142.0
468	2.0625	1.1542					25.0	32.0
	52.388	29.317					111.0	142.0
469	2.2500	1.1542					25.0	32.0
	57.150	29.317					111.0	142.0

475								
Series								
475	2.1654	1.1420	472	4.7244	0.9542	1.173	26.5	36.0
	55.000	29.007		120.000	24.237	29.794	118.0	160.0
476	2.3622	1.1420	472A	4.7244	0.9230	1.1418	26.5	36.0
	60.000	29.007		120.000	23.444	29.002	118.0	160.0
477	2.5000	1.1420	472B	4.7244	0.9542	1.173	26.5	36.0
	63.500	29.007		120.000	24.237	29.794	118.0	160.0
478	2.5591	1.1420	472X	4.8750	0.9687	1.1875	26.5	36.0
	65.000	29.007		123.825	24.605	30.162	118.0	160.0
479	2.6250	1.1420	473	4.7244	1.1417	1.173	26.5	36.0
	66.675	29.007		120.000	29.000	30.636	118.0	160.0

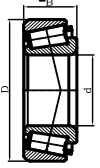
Taper Roller Bearings



Cone Number	Bore Diameter	Cone Width	Cup Number	Outside Diameter	Cup Width	Bearing Width	Basic Load Ratings	
	B	W ₁		D	W ₀	W	Dynamic	Static
	Inch/mm			Inch/mm			Cr (lbs/kN)	Cor (lbs/kN)
480	2.6875	1.1420					26.5	36.0
	68.262	29.007					118.0	160.0
482	2.7500	1.1420					26.5	36.0
	69.850	29.007					118.0	160.0
483	2.5000	1.1420					26.5	36.0
	63.500	29.007					118.0	160.0
484	2.7559	1.1420					26.5	36.0
	70.000	29.007					118.0	160.0

495 Series								
495	3.2500	1.1720	492A	5.2500	0.8750	1.1875	28.5	41.5
	82.550	29.769		133.350	22.225	30.162	127.0	186.0
495A	3.0000	1.1720	493	5.3750	0.8750	1.1875	28.5	41.5
	76.200	29.769		136.525	22.225	30.162	127.0	186.0
495AS	3.0625	1.1720	493B	5.3750	0.8750	1.1875	28.5	41.5
	77.788	29.769		136.525	22.225	30.162	127.0	186.0
495AX	3.0000	1.1720					28.5	41.5
	76.200	29.769					127.0	186.0
495S	2.8125	1.1720					28.5	41.5
	71.438	29.769					127.0	186.0
496	3.1875	1.1720					28.5	41.5
	80.962	29.769					127.0	186.0

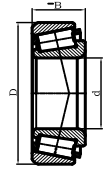
Taper Roller Bearings



Cone Number	Bore Diameter	Cone Width	Cup Number	Outside Diameter	Cup Width	Bearing Width	Basic Load Ratings	
	B	W ₁		D	W ₀	W	Dynamic	Static
	Inch/mm			Inch/mm			Cr (lbs/kN)	Cor (lbs/kN)
496AS	3.2165	1.1720					28.5	41.5
	81.700	29.769					127.0	186.0
497	3.3750	1.1720					28.5	41.5
	85.725	29.769					127.0	186.0
497A	3.3750	1.1720					28.5	41.5
	85.725	29.769					127.0	186.0
498	3.3125	1.1720					28.5	41.5
	84.138	29.769					127.0	186.0

525								
Series								
525	1.5000	1.4200	522	4.0000	1.0625	1.375	30.0	36.5
	38.100	36.068		101.600	26.988	34.925	133.0	163.0
526	1.6250	1.4200	522B	4.0000	1.0625	1.375	30.0	36.5
	41.275	36.068		101.600	26.988	34.925	133.0	163.0
527	1.7500	1.4200					30.0	36.5
	44.450	36.068					133.0	163.0
527S	1.7710	1.4200					30.0	36.5
	44.983	36.068					133.0	163.0
528	1.8750	1.4200					30.0	36.5
	47.625	36.068					133.0	163.0
529	2.0000	1.4200					30.0	36.5
	50.800	36.068					133.0	163.0

Taper Roller Bearings

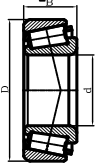


Cone Number	Bore Diameter	Cone Width	Cup Number	Outside Diameter	Cup Width	Bearing Width	Basic Load Ratings	
	B	W ₁		D	W ₀	W	Dynamic	Static
	Inch/mm			Inch/mm			Cr (lbs/kN)	Cor (lbs/kN)
529X	2.0000	1.4200					30.0	36.5
	50.800	36.068					133.0	163.0

535								
Series								
535	1.7500	1.4550	532A	4.3750	1.1875	1.5	31.5	39.5
	44.450	36.957		111.125	30.162	38.100	140.0	175.0
536	1.8750	1.4550	532B	4.3750	1.1875	1.5	31.5	39.5
	47.625	36.957		111.125	30.162	38.100	140.0	175.0
537	2.0000	1.4550	532X	4.2500	1.1250	1.4375	31.5	39.5
	50.800	36.957		107.950	28.575	36.512	140.0	175.0
539	2.1250	1.4550					31.5	39.5
	53.975	36.957					140.0	175.0
539A	2.1250	1.4550					31.5	39.5
	53.975	36.957					140.0	175.0
543	1.5748	1.4550					31.5	39.5
	40.000	36.957					140.0	175.0

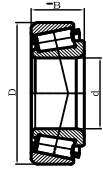
555								
Series								
554	2.4375	1.4440	552	4.8750	1.3125	1.5	35.0	48.0
	61.912	36.678		123.825	33.338	38.100	156.0	213.0

Taper Roller Bearings



Cone Number	Bore Diameter	Cone Width	Cup Number	Outside Diameter	Cup Width	Bearing Width	Basic Load Ratings	
	B	W ₁		D	W ₀	W	Dynamic Cr (lbs/kN)	Static Cor (lbs/kN)
	Inch/mm			Inch/mm				
555	2.0000	1.4440	552A	4.8750	1.1875	1.5	35.0	48.0
	50.800	36.678		123.825	30.162	38.100	156.0	213.0
555S	2.2500	1.4440	552B	4.8750	1.1875	1.5	35.0	48.0
	57.150	36.678		123.825	30.162	38.100	156.0	213.0
557A	2.3750	1.4440	553BA	5.0000	1.3750	1.406	35.0	48.0
	60.325	36.678		127.000	34.925	35.712	156.0	213.0
557S	2.1250	1.4440	553X	4.8125	1.1875	1.5	35.0	48.0
	53.975	36.678		122.238	30.162	38.100	156.0	213.0
558	2.3750	1.4440					35.0	48.0
	60.325	36.678					156.0	213.0
558A	2.3750	1.4440					35.0	48.0
	60.325	36.678					156.0	213.0
558S	2.3617	1.4440					35.0	48.0
	59.987	36.678					156.0	213.0
559	2.5000	1.4440					35.0	48.0
	63.500	36.678					156.0	213.0
560	2.6250	1.4440					35.0	48.0
	66.675	36.678					156.0	213.0
560S	2.6875	1.4440					35.0	48.0
	68.262	36.678					156.0	213.0

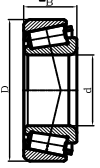
Taper Roller Bearings



Cone Number	Bore Diameter	Cone Width	Cup Number	Outside Diameter	Cup Width	Bearing Width	Basic Load Ratings	
	B	W ₁		D	W ₀	W	Dynamic Cr (lbs/kN)	Static Cor (lbs/kN)
	Inch/mm			Inch/mm				
565								
Series								
565	2.5000	1.4240	563	5.0000	1.1250	1.4375	36.0	50.5
	63.500	36.170		127.000	28.575	36.512	161.0	225.0
566	2.7500	1.4240	563B	5.0000	1.1250	1.4375	36.0	50.5
	69.850	36.170		127.000	28.575	36.512	161.0	225.0
567	2.8750	1.4240					36.0	50.5
	73.025	36.170					161.0	225.0
567A	2.8125	1.4240					36.0	50.5
	71.438	36.170					161.0	225.0
567S	2.8125	1.4240					36.0	50.5
	71.438	36.170					161.0	225.0
567XA	2.8750	1.4240					36.0	50.5
	73.025	36.170					161.0	225.0
568	2.9062	1.4240					36.0	50.5
	73.817	36.170					161.0	225.0
570	2.6875	1.4240					36.0	50.5
	68.262	36.170					161.0	225.0

575								
Series								
575	3.0000	1.4212	572	5.5115	1.1250	1.4375	38.0	50.5
	76.200	36.098		139.992	28.575	36.512	161.0	225.0

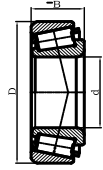
Taper Roller Bearings



Cone Number	Bore Diameter	Cone Width	Cup Number	Outside Diameter	Cup Width	Bearing Width	Basic Load Ratings	
	B	W ₁		D	W ₀	W	Dynamic Cr (lbs/kN)	Static Cor (lbs/kN)
	Inch/mm			Inch/mm				
575S	3.0000	1.4212	572B	5.5115	1.1250	1.4375	38.0	50.5
	76.200	36.098		139.992	28.575		36.512	161.0
576	2.8750	1.4212					38.0	50.5
	73.025	36.098					161.0	225.0
577	2.9375	1.4212					38.0	50.5
	74.612	36.098					161.0	225.0
578	3.1490	1.4212					38.0	50.5
	79.985	36.098					161.0	225.0
580	3.2500	1.4212					38.0	50.5
	82.550	36.098					161.0	225.0
581	3.1875	1.4212					38.0	50.5
	80.962	36.098					161.0	225.0
582	3.2500	1.4212					38.0	50.5
	82.550	36.098					161.0	225.0

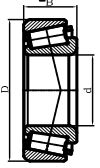
595 Series								
590A	3.0000	1.4300	592	6.0000	1.3125	1.5625	40.0	61.5
	76.200	36.322		152.400	33.338		39.688	178.0
593	3.5000	1.4300	592A	6.0000	1.3125	1.5625	40.0	61.5
	88.900	36.322		152.400	30.162		39.688	178.0
593A	3.5000	1.4300	592B	6.0000	1.3125	1.5625	40.0	61.5
	88.900	36.322		152.400	30.162		39.688	178.0

Taper Roller Bearings



Cone Number	Bore Diameter	Cone Width	Cup Number	Outside Diameter	Cup Width	Bearing Width	Basic Load Ratings	
	B	W ₁		D	W ₀	W	Dynamic Cr (lbs/kN)	Static Cor (lbs/kN)
	Inch/mm			Inch/mm				
593S	3.5075	1.4300	592XE	5.8125	1.0312	1.4062	40.0	61.5
	89.090	36.322		147.638	26.192		35.717	178.0
594	3.7500	1.4300	592XS	5.8125	1.0312	1.4062	40.0	61.5
	95.250	36.322		147.638	26.192		35.717	178.0
594A	3.7500	1.4300					40.0	61.5
	95.250	36.322					178.0	274.0
594R	3.7500	1.4300					40.0	61.5
	95.250	36.322					178.0	274.0
595	3.2500	1.4300					40.0	61.5
	82.550	36.322					178.0	274.0
595A	3.1250	1.4300					40.0	61.5
	79.375	36.322					178.0	274.0
596	3.3750	1.4300					40.0	61.5
	85.725	36.322					178.0	274.0
597	3.6875	1.4300					40.0	61.5
	93.662	36.322					178.0	274.0
597A	3.5965	1.4300					40.0	61.5
	91.351	36.322					178.0	274.0
598	3.6250	1.4300					40.0	61.5
	92.075	36.322					178.0	274.0
598A	3.6250	1.4300					40.0	61.5
	92.075	36.322					178.0	274.0

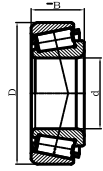
Taper Roller Bearings



Cone Number	Bore Diameter	Cone Width	Cup Number	Outside Diameter	Cup Width	Bearing Width	Basic Load Ratings	
	B	W ₁		D	W ₀	W	Dynamic Cr (lbs/kN)	Static Cor (lbs/kN)
	Inch/mm			Inch/mm				
615								
Series								
615	1.7500 44.450	1.6250 41.275	612	4.7500 120.650	1.2500 31.750	1.625 41.275	38.5 171.0	47.5 212.0
619	2.0000 50.800	1.6250 41.275	612B	4.7500 120.650	1.2500 31.750	1.625 41.275	38.5 171.0	47.5 212.0
621	2.1250 53.975	1.6250 41.275	613B	4.7500 120.650	1.3750 34.925	1.625 41.275	38.5 171.0	47.5 212.0
623	2.2500 57.150	1.6250 41.275					38.5 171.0	47.5 212.0
624	2.1250 53.975	1.6250 41.275					38.5 171.0	47.5 212.0

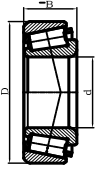
635								
Series								
636	2.1250 53.975	1.6250 41.275	632	5.3750 136.525	1.2500 31.750	1.625 41.275	43.5 193.0	58.5 260.0
639	2.5000 63.500	1.6250 41.275	632B	5.3750 136.525	1.2500 31.750	1.625 41.275	43.5 193.0	58.5 260.0
641	2.6250 66.675	1.6250 41.275	633	5.1250 130.175	1.2500 31.750	1.625 41.275	43.5 193.0	58.5 260.0
643	2.7500 69.850	1.6250 41.275					43.5 193.0	58.5 260.0

Taper Roller Bearings



Cone Number	Bore Diameter	Cone Width	Cup Number	Outside Diameter	Cup Width	Bearing Width	Basic Load Ratings	
	B	W ₁		D	W ₀	W	Dynamic Cr (lbs/kN)	Static Cor (lbs/kN)
	Inch/mm			Inch/mm				
644	2.8125	1.6250					43.5	58.5
	71.438	41.275					193.0	260.0
645	2.8125	1.6250	632	5.3750	1.2500	1.625	43.5	58.5
	71.438	41.275		136.525	31.750	41.275	193.0	260.0
655								
Series								
655	2.7500	1.6250	652	6.0000	1.2500	1.625	46.0	66.0
	69.850	41.275		152.400	31.750	41.275	205.0	293.0
657	2.8750	1.6250	652B	6.0000	1.2500	1.625	46.0	66.0
	73.025	41.275		152.400	31.750	41.275	205.0	293.0
658	2.9375	1.6250	653	5.7500	1.2500	1.625	46.0	66.0
	74.612	41.275		146.050	31.750	41.275	205.0	293.0
659	3.0000	1.6250					46.0	66.0
	76.200	41.275					205.0	293.0
661	3.1250	1.6250					46.0	66.0
	79.375	41.275					205.0	293.0
663	3.2500	1.6250					46.0	66.0
	82.550	41.275					205.0	293.0
663A	3.2500	1.6250					46.0	66.0
	82.550	41.275					205.0	293.0
664	3.3125	1.6250					46.0	66.0
	84.138	41.275					205.0	293.0

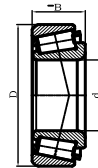
Taper Roller Bearings



Cone Number	Bore Diameter	Cone Width	Cup Number	Outside Diameter	Cup Width	Bearing Width	Basic Load Ratings	
	B	W ₁		D	W ₀	W	Dynamic Cr (lbs/kN)	Static Cor (lbs/kN)
	Inch/mm			Inch/mm				
665	3.3750	1.6250					46.0	66.0
	85.725	41.275					205.0	293.0
665A	3.3750	1.6250					46.0	66.0
	85.725	41.275					205.0	293.0
662	3.1875	1.5000	652	6.0000	1.2500	1.5	46.0	66.0
	80.962	38.100		152.400	31.750	38.100	205.0	293.0
			652B	6.000	1.250	1.500		
				152.400	31.750	38.100		
			653	5.750	1.250	1.500		
				146.050	31.750	38.100		

675								
Series								
677	3.3750	1.6250	672	6.6250	1.1875	1.625	50.0	76.5
	85.725	41.275		168.275	30.162	41.275	221.0	340.0
679	3.5000	1.6250	672B	6.6250	1.1875	1.625	50.0	76.5
	88.900	41.275		168.275	30.162	41.275	221.0	340.0
681	3.6250	1.6250					50.0	76.5
	92.075	41.275					221.0	340.0
681A	3.6250	1.6250					50.0	76.5
	92.075	41.275					221.0	340.0
683	3.7500	1.6250					50.0	76.5
	95.250	41.275					221.0	340.0

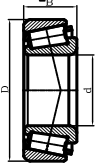
Taper Roller Bearings



Cone Number	Bore Diameter	Cone Width	Cup Number	Outside Diameter	Cup Width	Bearing Width	Basic Load Ratings	
	B	W ₁		D	W ₀	W	Dynamic	Static
	Inch/mm			Inch/mm			Cr (lbs/kN)	Cor (lbs/kN)
683XA	3.7500	1.6250					50.0	76.5
	95.250	41.275					221.0	340.0
685	3.8750	1.6250	672	6.6250	1.1875	1.625	50.0	76.5
	98.425	41.275		168.275	30.162	41.275	221.0	340.0
687	4.0000	1.6250	672B	6.6250	1.1875	1.625	50.0	76.5
	101.600	41.275		168.275	30.162	41.275	221.0	340.0

745								
Series								
740	3.1875	1.8375		5.9090	1.4375	1.75	58.5	81.0
	80.962	46.672	742	150.089	36.512	44.450	260.0	360.0
744	2.8750	1.8375	742B	5.9090	1.4375	1.75	58.5	81.0
	73.025	46.672		150.089	36.512	44.450	260.0	360.0
745A	2.7500	1.8375					58.5	81.0
	69.850	46.672					260.0	360.0
745S	2.5000	1.8375					58.5	81.0
	63.500	46.672					260.0	360.0
748S	3.0000	1.8375					58.5	81.0
	76.200	46.672					260.0	360.0
749	3.3475	1.8375					58.5	81.0
	85.026	46.672					260.0	360.0
749A	3.2500	1.8375					58.5	81.0
	82.555	46.672					260.0	360.0

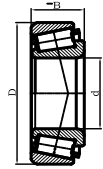
Taper Roller Bearings



Cone Number	Bore Diameter	Cone Width	Cup Number	Outside Diameter	Cup Width	Bearing Width	Basic Load Ratings	
	B	W ₁		D	W ₀	W	Dynamic	Static
	Inch/mm			Inch/mm			Cr (lbs/kN)	Cor (lbs/kN)
749S	3.3475	1.8375					58.5	81.0
	85.026	46.672					260.0	360.0
750	3.1250	1.8375		5.9090	1.4375	1.75	58.5	81.0
	79.375	46.672	742	150.089	36.512	44.450	260.0	360.0
750A	3.2500	1.8375	742B	5.9090	1.4375	1.75	58.5	81.0
	82.550	46.6720		150.089	36.512	44.450	260.0	360.0

755								
Series								
755	3.0000	1.9000	752	6.3750	1.5000	1.875	60.5	86.0
	76.200	48.260		161.925	38.100	47.625	269.0	380.0
756A	3.1250	1.9000	752B	6.3750	1.5000	1.875	60.5	86.0
	79.375	48.260					269.0	380.0
757	3.2500	1.9000					60.5	86.0
	82.550	48.260					269.0	380.0
758	3.3750	1.9000					60.5	86.0
	85.725	48.260					269.0	380.0
759	3.5000	1.9000					60.5	86.0
	88.900	48.260					269.0	380.0
760	3.5625	1.9000					60.5	86.0
	90.488	48.260					269.0	380.0
762	2.8750	1.9000					60.5	86.0
	73.025	48.260					269.0	380.0

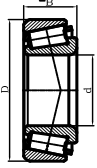
Taper Roller Bearings



Cone Number	Bore Diameter	Cone Width	Cup Number	Outside Diameter	Cup Width	Bearing Width	Basic Load Ratings	
	B	W ₁		D	W ₀	W	Dynamic Cr (lbs/kN)	Static Cor (lbs/kN)
	Inch/mm			Inch/mm				
766	3.5000	1.9000					60.5	86.0
	88.900	48.260					269.0	380.0

775								
Series								
775	3.5000	1.8900	772	7.1250	1.5000	1.875	64.0	96.5
	88.900	48.006		180.975	38.100	47.625	284.0	430.0
776	3.7500	1.8900	772B	7.1250	1.5000	1.875	64.0	96.5
	95.250	48.006		180.975	38.100	47.625	284.0	430.0
777	3.7500	1.8900					64.0	96.5
	95.250	48.006					284.0	430.0
778	3.6250	1.8900					64.0	96.5
	92.075	48.006					284.0	430.0
779	3.8750	1.8900					64.0	96.5
	98.425	48.006					284.0	430.0
780	4.0000	1.8900					64.0	96.5
	101.600	48.006					284.0	430.0
782	4.1250	1.8900					64.0	96.5
	104.775	48.006					284.0	430.0
783	3.9370	1.8900					64.0	96.5
	100.000	48.006					284.0	430.0
786	4.1250	1.8900					64.0	96.5
	104.775	48.006					284.0	430.0

Taper Roller Bearings

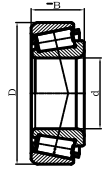


Cone Number	Bore Diameter	Cone Width	Cup Number	Outside Diameter	Cup Width	Bearing Width	Basic Load Ratings	
	B	W ₁		D	W ₀	W	Dynamic	Static
	Inch/mm			Inch/mm			Cr (lbs/kN)	Cor (lbs/kN)
787	4.1250	1.8900					64.0	96.5
	104.775	48.006					284.0	430.0

795								
Series								
795	4.7500	1.8750	792	8.1250	1.3750	1.875	70.0	116.0
	120.650	47.625		206.375	34.925	47.625	310.0	515.0
797	5.1181	1.8750	792B	8.1250	1.3750	1.875	70.0	116.0
	130.000	47.625		206.375	34.925	47.625	310.0	515.0
798	5.0000	1.9690					70.0	116.0
	127.000	50.013					310.0	515.0
799	5.0625	1.8750					70.0	116.0
	128.588	47.625					310.0	515.0
799A	5.1250	1.8750					70.0	116.0
	130.175	47.625					310.0	515.0

835								
Series								
835	2.7500	2.2190	832	6.6250	1.6250	2.125	76.5	104.0
	69.850	56.363		168.2750	41.2750	53.975	340.0	460.0
837	3.0000	2.2190	832B	6.6250	1.6250	2.125	76.5	104.0
	76.200	56.363		168.275	41.275	53.975	340.0	460.0

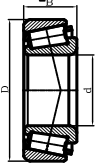
Taper Roller Bearings



Cone Number	Bore Diameter	Cone Width	Cup Number	Outside Diameter	Cup Width	Bearing Width	Basic Load Ratings	
	B	W ₁		D	W ₀	W	Dynamic Cr (lbs/kN)	Static Cor (lbs/kN)
	Inch/mm			Inch/mm				
839	3.2500	2.2190					76.5	104.0
	82.550	56.363					340.0	460.0
841	3.3750	2.2190					76.5	104.0
	85.725	56.363					340.0	460.0
842	3.2500	2.2190					76.5	104.0
	82.550	56.363					340.0	460.0
843	3.0000	2.2190					76.5	104.0
	76.200	56.363					340.0	460.0
850	3.5000	2.2190					76.5	104.0
	88.900	56.363					340.0	460.0

855								
Series								
855	3.5000	2.2650	854	7.5000	1.7500	2.25	85.5	125.0
	88.900	57.531		190.500	44.450	57.150	380.0	555.0
857	3.6250	2.2650	854B	7.5000	1.7500	2.25	85.5	125.0
	92.075	57.531		190.500	44.450	57.150	380.0	555.0
860	4.0000	2.2650					85.5	125.0
	101.600	57.531					380.0	555.0
861	4.0000	2.2650					85.5	125.0
	101.600	57.531					380.0	555.0
864	3.7500	2.2650					85.5	125.0
	95.250	57.531					380.0	555.0

Taper Roller Bearings

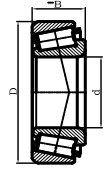


Cone Number	Bore Diameter	Cone Width	Cup Number	Outside Diameter	Cup Width	Bearing Width	Basic Load Ratings	
	B	W ₁		D	W ₀	W	Dynamic	Static
	Inch/mm			Inch/mm			Cr (lbs/kN)	Cor (lbs/kN)
866	3.8750	2.2650					85.5	125.0
	98.425	57.531					380.0	555.0
869	3.4375	2.2650					85.5	125.0
	87.312	57.531					380.0	555.0

895								
Series								
896	5.3750	2.2500	892	9.0000	1.7500	2.25	98.0	162.0
	136.525	57.150		228.600	44.450	57.150	435.0	720.0
898	5.5000	2.2500	892B	9.0000	1.7500	2.25	98.0	162.0
	139.700	57.150		228.600	44.450	57.150	435.0	720.0
898A	5.5000	2.2500					98.0	162.0
	139.700	57.150					435.0	720.0

935								
Series								
936	4.2500	2.6250	930	8.1250	2.1250	2.625	104.0	151.0
	107.950	66.675		206.375	53.975	66.675	460.0	670.0
938	4.5000	2.6250	932	8.3750	2.1250	2.625	104.0	151.0
	114.300	66.675		212.725	53.975	66.675	460.0	670.0
938A	4.5000	2.6250	932B	8.3750	2.1250	2.625	104.0	151.0
	114.300	66.675		212.725	53.975	66.675	460.0	670.0

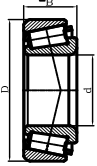
Taper Roller Bearings



Cone Number	Bore Diameter	Cone Width	Cup Number	Outside Diameter	Cup Width	Bearing Width	Basic Load Ratings	
	B	W ₁		D	W ₀	W	Dynamic Cr (lbs/kN)	Static Cor (lbs/kN)
	Inch/mm			Inch/mm				
941	4.0000	2.6250					104.0	151.0
	101.600	66.675					460.0	670.0
943	3.8750	2.6250					104.0	151.0
	98.425	66.675					460.0	670.0

3700 Series								
3767	2.0625	1.1930	3720	3.6718	0.9375	1.1875	22.1	29.0
	52.388	30.302		93.264	23.812	30.162	98.0	129.0
3767A	2.0625	1.1930	3720B	3.6718	0.9375	1.1875	22.1	29.0
	52.388	30.302		93.264	23.812	30.162	98.0	129.0
3774	1.5625	1.1930	3726	3.7500	0.9375	1.1875	22.1	29.0
	39.688	30.302		95.250	23.812	30.162	98.0	129.0
3775	2.0000	1.1930	3730	3.6718	0.9375	1.1875	22.1	29.0
	50.800	30.302		93.264	23.812	30.162	98.0	129.0
3776	1.7710	1.1930	3732	3.8750	0.9375	1.1875	22.1	29.0
	44.983	30.302		98.425	23.812	30.162	98.0	129.0
3777	1.8125	1.1930	3733	3.9385	0.9375	1.1875	22.1	29.0
	46.038	30.302		100.038	23.812	30.162	98.0	129.0
3778	1.8750	1.1930	3735	3.9386	0.9375	1.185	22.1	29.0
	47.625	30.302		100.040	23.812	30.100	98.0	129.0
3779	1.8750	1.1930					22.1	29.0
	47.625	30.302					98.0	129.0

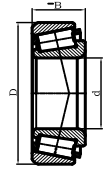
Taper Roller Bearings



Cone Number	Bore Diameter	Cone Width	Cup Number	Outside Diameter	Cup Width	Bearing Width	Basic Load Ratings	
	B	W ₁		D	W ₀	W	Dynamic Cr (lbs/kN)	Static Cor (lbs/kN)
	Inch/mm			Inch/mm				
3780	2.0000	1.1930					22.1	29.0
	50.800	30.302					98.0	129.0
3781	1.9375	1.1930					22.1	29.0
	49.212	30.302					98.0	129.0
3781A	1.9060	1.1930					22.1	29.0
	48.412	30.302					98.0	129.0
3782	1.7500	1.1930					22.1	29.0
	44.450	30.302					98.0	129.0
3783	1.7500	1.1930					22.1	29.0
	44.450	30.302					98.0	129.0
3784	2.0000	1.1930					22.1	29.0
	50.800	30.302					98.0	129.0
3795	2.0000	1.1930					22.1	29.0
	50.800	30.302					98.0	129.0

3900								
Series								
3975	2.0000	1.1830	3920	4.4375	0.9375	1.1875	25.3	36.5
	50.800	30.048		112.712	23.812	30.162	113.0	163.0
3977	2.3622	1.1830	3920B	4.4375	0.9375	1.1875	25.3	36.5
	60.000	30.048		112.712	23.812	30.162	113.0	163.0
3979	2.2500	1.1830	3921XA	4.3301	0.9375	1.1713	25.3	36.5
	57.150	30.048		109.985	23.812	29.750	113.0	163.0

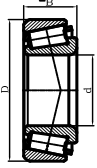
Taper Roller Bearings



Cone Number	Bore Diameter	Cone Width	Cup Number	Outside Diameter	Cup Width	Bearing Width	Basic Load Ratings	
	B	W ₁		D	W ₀	W	Dynamic Cr (lbs/kN)	Static Cor (lbs/kN)
	Inch/mm			Inch/mm				
3980	2.3750	1.1830	3925	4.4375	0.9375	1.1875	25.3	36.5
	60.325	30.048		112.712	23.812		30.162	113.0
3981	2.3125	1.1830	3926	4.4375	1.0625	1.3125	25.3	36.5
	58.738	30.048		112.712	29.988		33.338	113.0
3982	2.5000	1.1830					25.3	36.5
	63.500	30.048					113.0	163.0
3984	2.6250	1.1830					25.3	36.5
	66.675	30.048					113.0	163.0
3994	2.6250	1.1830					25.3	36.5
	66.675	30.048					113.0	163.0

4500 Series								
4559	1.7717	1.5810	4520	3.9843	1.3125	1.5625	33.0	46.0
	45.000	40.157		101.200	33.338		39.687	147.0
4580	2.0000	1.5810	4535	4.1250	1.3125	1.5625	33.0	46.0
	50.800	40.157		104.775	33.338		39.687	147.0
4595	2.1250	1.5810	4536	4.3750	1.2813	1.7813	33.0	46.0
	53.975	40.157		111.125	32.545		45.245	147.0
4553	2.1250	1.8310	4520	3.9843	1.3125	1.8125	33.0	46.0
	53.975	46.507		101.200	33.338		46.037	147.0
			4535	4.125	1.313	1.813		
				104.775	33.338	46.037		

Taper Roller Bearings

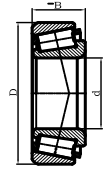


Cone Number	Bore Diameter	Cone Width	Cup Number	Outside Diameter	Cup Width	Bearing Width	Basic Load Ratings	
	B	W ₁		D	W ₀	W	Dynamic Cr (lbs/kN)	Static Cor (lbs/kN)
	Inch/mm			Inch/mm				
			4536	4.375 111.125	1.281 32.545	1.781 45.245		

5300								
Series								
5356	1.7500 44.475	1.7510 1.300	5335	4.0625 103.188	1.4375 36.512	1.7188 43.658	38.5 171.0	51.5 229.0
5358	1.8750 47.625	1.7510 44.475					38.5 171.0	51.5 229.0
5395	1.9375 49.212	1.7510 44.475					38.5 171.0	51.5 229.0

5500								
Series								
5557	2.6875 68.262	1.7230 43.764	5520	4.7343 120.250	1.4375 36.512	1.75 44.450	42.5 190.0	63.0 280.0
5565	2.0000 50.800	1.7230 43.764	5521	5.1181 130.000	1.4375 36.512	1.75 44.450	42.5 190.0	63.0 280.0
5577	2.1250 53.975	1.7230 43.764	5535	4.8125 122.238	1.4375 36.512	1.7188 43.658	42.5 190.0	63.0 280.0
5578	2.1250 53.975	1.7230 43.764					42.5 190.0	63.0 280.0

Taper Roller Bearings

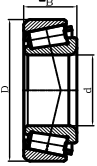


Cone Number	Bore Diameter	Cone Width	Cup Number	Outside Diameter	Cup Width	Bearing Width	Basic Load Ratings	
	B	W ₁		D	W ₀	W	Dynamic	Static
	Inch/mm			Inch/mm			Cr (lbs/kN)	Cor (lbs/kN)
5582	2.3750	1.7230					42.5	63.0
	60.325	43.764					190.0	280.0
5583	2.3750	1.7230					42.5	63.0
	60.325	43.764					190.0	280.0
5584	2.5000	1.7230					42.5	63.0
	63.500	43.764					190.0	280.0
5595	2.5938	1.7230					42.5	63.0
	65.883	43.764					190.0	280.0

5700								
Series								
5760	3.0000	1.8150	5735	5.3438	1.3750	1.75	46.5	73.5
	76.200	46.100		135.733	34.925	44.450	207.0	330.0
5795	3.0625	1.8150					46.5	73.5
	77.788	46.100					207.0	330.0

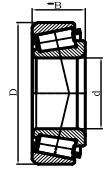
6200								
Series								
6277	1.7500	2.0625	6220	5.0000	1.6250	2	53.0	67.0
	44.450	52.388	127	41.275	3.300		236.0	298.0
6280	2.1250	2.0625					53.0	67.0
	53.975	52.388					236.0	298.0

Taper Roller Bearings



Cone Number	Bore Diameter	Cone Width	Cup Number	Outside Diameter	Cup Width	Bearing Width	Basic Load Ratings	
	B	W ₁		D	W ₀	W	Dynamic Cr (lbs/kN)	Static Cor (lbs/kN)
	Inch/mm			Inch/mm				
6300								
Series								
6376	2.3750	2.2050	6320	5.3447	1.7500	2.125	59.0	79.0
	60.325	56.007		135.755	44.450	53.975	262.0	350.0
6379	2.5625	2.2050	J6327	5.5118	1.7500	2.125	59.0	79.0
	65.088	56.007		140.000	44.450	53.975	262.0	350.0
6381	2.1649	2.2050	6321	5.1875	1.7500	2.125	59.0	79.0
	54.988	56.007		131.762	44.450	53.975	262.0	350.0
6382	2.5000	2.2050					59.0	79.0
	63.500	56.007					262.0	350.0
6386	2.6250	2.2050					59.0	79.0
	66.675	56.007					262.0	350.0
6386A	2.6250	2.2050					59.0	79.0
	66.675	56.007					262.0	350.0
6389	2.6250	2.2050					59.0	79.0
	66.675	56.007					262.0	350.0
6391	2.3617	2.2050					59.0	79.0
	59.987	56.007					262.0	350.0
J6392	2.5591	2.2050					59.0	79.0
	65.000	56.007					262.0	350.0

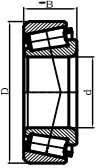
Taper Roller Bearings



Cone Number	Bore Diameter	Cone Width	Cup Number	Outside Diameter	Cup Width	Bearing Width	Basic Load Ratings	
	B	W ₁		D	W ₀	W	Dynamic Cr (lbs/kN)	Static Cor (lbs/kN)
	Inch/mm			Inch/mm				
6400								
Series								
6454	2.7500 69.850	2.1350 54.229	6420	5.8750 149.225	1.7500 44.450	2.125 53.975	64.0 285.0	91.0 405.0
6455	2.2500 57.150	2.1350 54.229	6420B	5.8750 149.225	1.7500 44.450	2.125 53.975	64.0 285.0	91.0 405.0
6460	2.8750 73.025	2.1350 54.229	6425	6.0000 152.400	1.7500 44.450	2.125 53.975	64.0 285.0	91.0 405.0
6461	3.0000 76.200	2.1350 54.229					64.0 285.0	91.0 405.0
6461A	3.0000 76.200	2.1350 54.229					64.0 285.0	91.0 405.0
6464	2.5575 64.960	2.1350 54.229					64.0 285.0	91.0 405.0
6466	3.0000 76.200	2.1350 54.229					64.0 285.0	91.0 405.0

6500								
Series								
6553	3.3750 85.725	2.1693 55.100	6535	6.3750 161.925	1.6875 42.862	2.125 53.975	68.5 305.0	103.0 460.0
6559C	3.2500 82.550	2.1693 55.100	6535B	6.3750 161.925	1.6875 42.862	2.125 53.975	68.5 305.0	103.0 460.0

Taper Roller Bearings

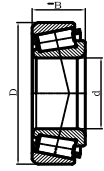


Cone Number	Bore Diameter	Cone Width	Cup Number	Outside Diameter	Cup Width	Bearing Width	Basic Load Ratings	
	B	W ₁		D	W ₀	W	Dynamic Cr (lbs/kN)	Static Cor (lbs/kN)
	Inch/mm			Inch/mm				
6574	2.9985	2.1693	6536	6.3750	1.6875	2.125	68.5	103.0
	76.162	55.100		161.925	42.862		53.975	305.0
6575	3.0000	2.1693					68.5	103.0
	76.200	55.100					305.0	460.0
6576	3.0000	2.1693					68.5	103.0
	76.200	55.100					305.0	460.0
6580	3.5000	2.1693					68.5	103.0
	88.900	55.100					305.0	460.0

JF7000								
Series								
JF7049	2.7559	1.6535	JF7010	5.1181	1.3780	1.6929	51.0	70.5
	70.000	42.000		130.000	35.000	43.000	227.0	315.0
JF7049A	2.7559	1.6535					51.0	70.5
	70.000	42.000					227.0	315.0

8500								
Series								
8573	9.0000	2.0625	8520	12.8750	1.4375	2.0625	104.0	208.0
	228.600	52.388		327.025	36.512		52.388	465.0
8575	9.2500	2.0625	8520B	12.8750	1.4375	2.0625	104.0	208.0
	234.950	52.388		327.025	36.512		52.388	465.0

Taper Roller Bearings



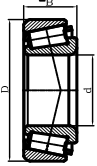
Cone Number	Bore Diameter	Cone Width	Cup Number	Outside Diameter	Cup Width	Bearing Width	Basic Load Ratings	
	B	W ₁		D	W ₀	W	Dynamic	Static
	Inch/mm			Inch/mm			Cr (lbs/kN)	Cor (lbs/kN)
8578	9.5000	2.0625					104.0	208.0
	241.300	52.388					465.0	925.0

9100								
Series								
9181	2.4375	1.8125	9121	6.0000	1.2500	1.875	52.5	59.5
	61.912	46.038		152.400	31.750	47.625	235.0	264.0
9185	2.6875	1.8125					52.5	59.5
	68.262	46.038					235.0	264.0

9200								
Series								
9285	3.0000	1.8125	9220	6.3750	1.2500	1.9375	55.0	64.5
	76.200	46.038		161.925	31.750	49.212	245.0	276.0

9300								
Series								
9380	3.0000	1.8125	9320	7.0000	1.2500	2.0625	57.0	69.0
	76.200	46.038		177.800	31.750	52.387	255.0	310.0
9385	2.0000	1.8125	9321	6.7500	1.2500	1.9375	57.0	69.0
	50.800	46.038		171.450	31.750	49.212	255.0	310.0

Taper Roller Bearings

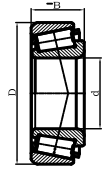


Cone Number	Bore Diameter	Cone Width	Cup Number	Outside Diameter	Cup Width	Bearing Width	Basic Load Ratings	
	B	W ₁		D	W ₀	W	Dynamic	Static
	Inch/mm			Inch/mm			Cr (lbs/kN)	Cor (lbs/kN)
9300								
Series								
			9321B	6.750	1.250	1.938		
				171.450	31.750	49.212		
9378	3.0000	2.0000	9320	7.0000	1.2500	2.1875	57.0	69.0
	76.200	50.800		177.800	31.750	55.562	255.0	310.0
			9321	6.750	1.250	2.063		
				171.450	31.750	52.387		
			9321B	6.750	1.250	2.063		
				161.925	31.750	52.387		

JP10000								
Series								
JP10044	3.7402	0.8858	JP10010	5.7087	0.6890	0.9449	23.9	34.0
	95.000	22.500	145	17.500	3.000		106.0	151.0
JP10049	3.9370	0.8858	JP10010B	5.7087	0.6890	0.9449	23.9	34.0
	100.000	22.500		145.000	17.500	24.000	106.0	151.0

JP14000								
Series								
JP14049	5.5118	1.0630	JP14010	7.6772	0.8268	1.1417	42.0	67.5
	140.000	27.000		195.000	21.000	29.000	188.0	300.0

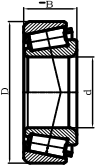
Taper Roller Bearings



Cone Number	Bore Diameter	Cone Width	Cup Number	Outside Diameter	Cup Width	Bearing Width	Basic Load Ratings	
	B	W ₁		D	W ₀	W	Dynamic Cr (lbs/kN)	Static Cor (lbs/kN)
	Inch/mm			Inch/mm				
27600								
Series								
27680	2.8750	1.0000	27620	4.9375	0.7813	1	22.1	35.0
	73.025	25.400		125.412	19.845	25.400	98.5	156.0
27684	3.0000	1.0000	27620B	4.9375	0.7813	1	22.1	35.0
	76.200	25.400		125.412	19.845	25.400	98.5	156.0
27687	3.2500	1.0000					22.1	35.0
	82.550	25.400					98.5	156.0
27689	3.2813	1.0000					22.1	35.0
	83.345	25.400					98.5	156.0
27690	3.2813	1.0000					22.1	35.0
	83.345	25.400					98.5	156.0
27691	3.2813	1.0000					22.1	35.0
	83.345	25.400					98.5	156.0
27695	3.3455	1.0000					22.1	35.0
	84.976	25.400					98.5	156.0

29500								
Series								
29580	2.3622	1.0000	29520	4.2500	0.7500	1	20.5	31.0
	60.000	25.400		107.950	19.050	25.400	91.5	138.0
29582	2.3622	1.0000	29520B	4.2500	0.7500	1	20.5	31.0
	60.000	25.400		107.950	19.050	25.400	91.5	138.0

Taper Roller Bearings

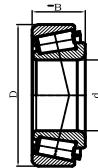


Cone Number	Bore Diameter	Cone Width	Cup Number	Outside Diameter	Cup Width	Bearing Width	Basic Load Ratings	
	B	W ₁		D	W ₀	W	Dynamic Cr (lbs/kN)	Static Cor (lbs/kN)
	Inch/mm			Inch/mm				
29585	2.5000	1.0000	29521	4.3307	0.7500	1	20.5	31.0
	63.500	25.400		110.000	19.050	25.400	91.5	138.0
29586	2.5000	1.0000	29521B	4.3307	0.7500	1	20.5	31.0
	63.500	25.400		110.000	19.050	25.400	91.5	138.0
29590	2.6250	1.0000	29522	4.2500	0.7500	1	20.5	31.0
	66.675	25.400		107.950	19.050	25.400	91.5	138.0

29600								
Series								
29675	2.7500	1.0000	29620	4.4375	0.7500	1	21.4	33.5
	69.850	25.400		112.712	19.050	25.400	95.5	149.0
29680	2.7810	1.0000	29620B	4.4375	0.7500	1	21.4	33.5
	70.637	25.400		122.712	19.050	25.400	95.5	149.0
29685	2.8750	1.0000	29630	4.7500	0.7500	1	21.4	33.5
	73.025	25.400		120.650	19.050	25.400	95.5	149.0
29688	2.9062	1.0000					21.4	33.5
	73.817	25.400					95.5	149.0

33000								
Series								
33225	2.2500	1.1875	33462	4.6250	0.9375	1.1875	25.3	38.0
	57.150	30.162		117.475	23.812	30.162	113.0	169.0

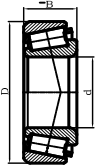
Taper Roller Bearings



Cone Number	Bore Diameter	Cone Width	Cup Number	Outside Diameter	Cup Width	Bearing Width	Basic Load Ratings	
	B	W ₁		D	W ₀	W	Dynamic	Static
	Inch/mm			Inch/mm			Cr (lbs/kN)	Cor (lbs/kN)
33262	2.6250	1.1875	33462B	4.6250	0.9375	1.1875	25.3	38.0
	66.675	30.162		117.475	23.812		30.162	113.0
33269	2.6875	1.1875	33472	4.7244	0.9230	1.173	25.3	38.0
	68.262	30.162		120.000	23.444		29.794	113.0
33275	2.7500	1.1875	33475	4.7500	0.9230	1.173	25.3	38.0
	69.850	30.162		120.650	23.444		29.794	113.0
33281	2.8125	1.1875					25.3	38.0
	71.438	30.162					113.0	169.0
33287	2.8750	1.1875					25.3	38.0
	73.025	30.162					113.0	169.0

34000								
Series								
34274	2.7540	0.9060	34478	4.7812	0.6875	0.9688	19.1	26.5
	69.952	23.012		121.442	17.462		24.608	85.0
34275	2.7559	0.9060	34478B	4.7812	0.6875	0.9688	19.1	26.5
	70.000	23.012		121.442	17.462		24.608	85.0
34300	3.0000	0.9060	34492A	4.9233	0.6457	0.9343	19.1	26.5
	76.200	23.012		125.052	16.400		23.731	85.0
34301	3.0000	0.9060	34500	5.0000	0.7812	1.0625	19.1	26.5
	76.200	23.012		127.000	19.842		26.988	85.0
34306	3.0625	0.9060					19.1	26.5
	77.788	23.012					85.0	118.0

Taper Roller Bearings



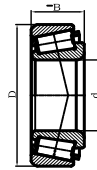
Cone Number	Bore Diameter	Cone Width	Cup Number	Outside Diameter	Cup Width	Bearing Width	Basic Load Ratings	
	B	W ₁		D	W ₀	W	Dynamic Cr (lbs/kN)	Static Cor (lbs/kN)
	Inch/mm			Inch/mm				
34307	3.0625	0.9060					19.1	26.5
	77.788	23.012					85.0	118.0

36600								
Series								
36690	5.7500	1.1250	36620	7.6250	0.9063	1.125	37.5	78.5
	146.050	28.575		193.675	23.020	28.575	167.0	350.0
36691	5.7500	1.1250	36620B	7.6250	0.9063	1.125	37.5	78.5
	146.050	28.575		193.675	23.020	28.575	167.0	350.0
			36626	8.000	0.906	1.125		
				203.200	23.020	28.575		

36900								
Series								
36990	7.0000	1.1875	36920	8.9375	0.9063	1.1875	40.0	91.0
	177.800	30.162		227.012	23.020	30.162	179.0	405.0

37000								
Series								
37425	4.2500	0.8440	37624	6.2500	0.6250	0.9063	21.8	35.0
	107.950	21.438		158.750	15.875	23.020	97.0	157.0
37431	4.3125	0.8440	37625	6.2500	0.6250	0.9063	21.8	35.0
	109.538	21.438		158.750	15.875	23.020	97.0	157.0

Taper Roller Bearings



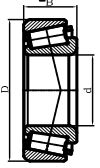
Cone Number	Bore Diameter	Cone Width	Cup Number	Outside Diameter	Cup Width	Bearing Width	Basic Load Ratings	
	B	W ₁		D	W ₀	W	Dynamic	Static
	Inch/mm			Inch/mm			Cr (lbs/kN)	Cor (lbs/kN)
37431A	43.1250	0.8440	37625B	6.2500	0.6250	0.9063	21.8	35.0
	109.538	21.438		158.750	15.875	23.020	97.0	157.0

38800								
Series								
38800	10.3750	1.1250	38820	12.8125	1.0000	1.125	47.5	117.0
	263.525	28.575		325.438	25.400	28.575	211.0	520.0
38885	10.5000	1.1250					47.5	117.0
	266.700	28.575					211.0	520.0

39000								
Series								
39250	2.5000	0.8661	39412	4.1250	0.6250	0.8438	17.7	22.9
	63.500	22.000		104.775	15.875	21.433	79.0	102.0
			39412B	4.125	0.625	0.844		
				104.775	15.875	21.433		
			39422	4.219	0.835	1.732		
				107.158	21.204	43.985		

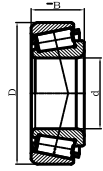
39500								
Series								
39573	2.0000	1.1875	39520	4.4375	0.9375	1.1875	31.0	43.5
	50.800	30.162		112.712	23.812	30.162	138.0	194.0

Taper Roller Bearings



Cone Number	Bore Diameter	Cone Width	Cup Number	Outside Diameter	Cup Width	Bearing Width	Basic Load Ratings	
	B	W ₁		D	W ₀	W	Dynamic Cr (lbs/kN)	Static Cor (lbs/kN)
	Inch/mm			Inch/mm				
39575	2.0000	1.1875	39520B	4.4375	0.9375	1.1875	31.0	43.5
	50.800	30.162		112.712	23.812	30.162	138.0	194.0
39578	2.1250	1.1875	39521	4.4375	0.9375	1.1875	31.0	43.5
	53.975	30.162		112.712	23.812	30.162	138.0	194.0
39580	2.2500	1.1875					31.0	43.5
	57.150	30.162					138.0	194.0
39581	2.2500	1.1875					31.0	43.5
	57.150	30.162					138.0	194.0
39585	2.5000	1.1875					31.0	43.5
	63.500	30.162					138.0	194.0
39585A	2.5000	1.1875					31.0	43.5
	63.500	30.162					138.0	194.0
39586	2.5586	1.2175					31.0	43.5
	64.988	30.924					138.0	194.0
39589	2.6250	1.1875					31.0	43.5
	66.675	30.162					138.0	194.0
39590	2.6250	1.1875					31.0	43.5
	66.675	30.162					138.0	194.0
39590A	2.6240	1.1875					31.0	43.5
	66.675	30.162					138.0	194.0
39591	2.6240	1.1875					31.0	43.5
	66.675	30.162					138.0	194.0

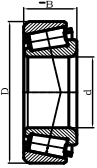
Taper Roller Bearings



Cone Number	Bore Diameter	Cone Width	Cup Number	Outside Diameter	Cup Width	Bearing Width	Basic Load Ratings	
	B	W ₁		D	W ₀	W	Dynamic Cr (lbs/kN)	Static Cor (lbs/kN)
	Inch/mm			Inch/mm				
42000								
Series								
42346	3.4630	1.1406	42584	5.8437	0.8438	1.125	30.5	47.5
	87.960	28.971		148.430	21.433	28.575	136.0	210.0
42350	3.5000	1.1406	42585	5.8437	1.0000	1.125	30.5	47.5
	88.900	28.971		148.430	25.400	28.575	136.0	210.0
42362	3.6250	1.1406	42586	5.8437	1.2500	1.375	30.5	47.5
	92.075	28.971		148.430	31.750	34.925	136.0	210.0
42368	3.6875	1.1406	42587	5.8750	0.9688	1.25	30.5	47.5
	93.662	28.971		149.225	24.608	31.750	136.0	210.0
42375	3.7500	1.1406	42587B	5.8750	0.9688	1.25	30.5	47.5
	95.250	28.971		149.225	24.608	31.750	136.0	210.0
42376	3.7500	1.1406					30.5	47.5
	95.250	28.971					136.0	210.0
42381	3.8125	1.1406					30.5	47.5
	96.838	28.971					136.0	210.0

42600								
Series								
42687	3.0000	1.2205	42620	5.0000	0.8750	1.1875	28.9	41.5
	76.200	31.000		127.000	22.225	30.162	129.0	185.0
42688	3.0000	1.2205	42620B	5.0000	0.8750	1.1875	28.9	41.5
	76.200	31.000		127.000	22.225	30.162	129.0	185.0

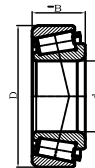
Taper Roller Bearings



Cone Number	Bore Diameter	Cone Width	Cup Number	Outside Diameter	Cup Width	Bearing Width	Basic Load Ratings	
	B	W ₁		D	W ₀	W	Dynamic	Static
	Inch/mm			Inch/mm			Cr (lbs/kN)	Cor (lbs/kN)
42690	3.0625	1.2205					28.9	41.5
	77.788	31.000					129.0	185.0

45200								
Series								
45280	1.7500	1.2188	45220	4.1250	0.9375	1.1875	28.4	36.5
	44.450	30.958		104.775	23.812	30.162	126.0	163.0
45282	1.8750	1.2188	45221	4.1250	0.9375	1.1875	28.4	36.5
	47.625	30.958		104.775	23.812	30.162	126.0	163.0
45284	2.0000	1.2188					28.4	36.5
	50.800	30.958					126.0	163.0
45285	2.0000	1.2188					28.4	36.5
	50.800	30.958					126.0	163.0
45285A	2.0000	1.2188					28.4	36.5
	50.800	30.958					126.0	163.0
45287	2.1250	1.2188					28.4	36.5
	53.975	30.958					126.0	163.0
45289	2.2500	1.2188					28.4	36.5
	57.150	30.958					126.0	163.0
45290	2.2500	1.2188					28.4	36.5
	57.150	30.958					126.0	163.0
45291	2.2500	1.2188					28.4	36.5
	57.150	30.958					126.0	163.0

Taper Roller Bearings

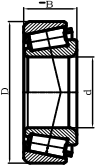


Cone Number	Bore Diameter	Cone Width	Cup Number	Outside Diameter	Cup Width	Bearing Width	Basic Load Ratings	
	B	W ₁		D	W ₀	W	Dynamic Cr (lbs/kN)	Static Cor (lbs/kN)
46700	Inch/mm			Inch/mm				
Series								
46780	6.2500	1.5625	46720	8.8750	1.3125	1.625	57.0	124.0
	39.688	3.500		33.338	3.300		253.0	555.0
46790	6.5000	1.5625	46720B	8.8750	1.3125	1.625	57.0	124.0
	165.100	39.688		225.425	33.338	41.275	253.0	555.0
46792	6.5625	1.5625					57.0	124.0
	166.688	39.688					253.0	555.0

47400								
Series								
47487	2.7500	1.2813	47420	4.7244	1.0313	1.2813	33.5	48.5
	69.850	32.545		120.000	26.195	32.545	148.0	216.0
47490	2.8125	1.2813	47420A	4.7244	1.0313	1.2813	33.5	48.5
	71.438	32.545		120.000	26.195	32.545	148.0	216.0

47600								
Series								
47675	2.8125	1.3125	47620	5.2500	1.0313	1.3125	35.0	53.5
	71.438	33.338		133.350	26.195	33.338	155.0	238.0
47678	3.0000	1.3125	47620A	5.2500	1.0313	1.3125	35.0	53.5
	76.200	33.338		133.350	26.195	33.338	155.0	238.0

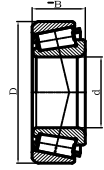
Taper Roller Bearings



Cone Number	Bore Diameter	Cone Width	Cup Number	Outside Diameter	Cup Width	Bearing Width	Basic Load Ratings	
	B	W ₁		D	W ₀	W	Dynamic Cr (lbs/kN)	Static Cor (lbs/kN)
	Inch/mm			Inch/mm				
47679	3.0000	1.3125	47620B	5.2500	1.0313	1.3125	35.0	53.5
	76.200	33.338		133.350	26.195	33.338	155.0	238.0
47680	3.0000	1.3125	47622W	5.3750	2.1875	2.1875	35.0	53.5
	76.200	33.338		136.525	55.562	55.562	155.0	238.0
47681	3.1875	1.3125	47623A	5.3750	1.7500	1.75	35.0	53.5
	80.962	33.338		136.525	44.450	44.450	155.0	238.0
47685	3.2500	1.3125					35.0	53.5
	82.550	33.338					155.0	238.0
47686	3.2500	1.3125					35.0	53.5
	82.550	33.338					155.0	238.0
47687	3.2500	1.3125					35.0	53.5
	82.550	33.338					155.0	238.0

47800								
Series								
47890	3.6250	1.3750	47820	5.7500	1.0313	1.3125	37.0	60.5
	92.075	34.925		146.050	26.195	33.338	165.0	269.0
47896	3.7500	1.3750	47825B	5.6250	1.0313	1.3125	37.0	60.5
	95.250	34.925		142.875	26.195	33.338	165.0	269.0

Taper Roller Bearings



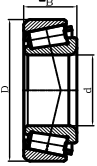
Cone Number	Bore Diameter	Cone Width	Cup Number	Outside Diameter	Cup Width	Bearing Width	Basic Load Ratings	
	B	W ₁		D	W ₀	W	Dynamic Cr (lbs/kN)	Static Cor (lbs/kN)
	Inch/mm			Inch/mm				
48000								
Series								
48506	5.0625	1.2500	48750	7.5000	1.0000	1.375	44.0	79.5
	128.588	31.750		190.500	25.400	34.925	196.0	355.0

48100								
Series								
48190	4.2500	1.3750	48120	6.3750	1.0625	1.375	36.0	60.5
	107.950	34.925		161.925	26.988	34.922	160.0	270.0

48200								
Series								
48286	4.8750	1.5000	48220	7.1875	1.3125	1.5625	50.5	97.0
	123.825	38.100		182.562	33.338	39.688	224.0	430.0
48290	5.0000	1.5000	48220B	7.1875	1.3125	1.5625	50.5	97.0
	127.000	38.100		182.562	33.338	39.688	224.0	430.0

48300								
Series								
48384A	5.2460	1.5625	48320	7.5000	1.3125	1.5625	53.0	106.0
	133.248	39.688		190.500	33.338	39.688	236.0	475.0
48385	5.2500	1.5625	48320B	7.5000	1.3125	1.5625	53.0	106.0
	133.350	39.688		190.500	33.338	39.688	236.0	475.0

Taper Roller Bearings

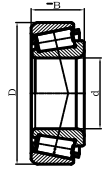


Cone Number	Bore Diameter	Cone Width	Cup Number	Outside Diameter	Cup Width	Bearing Width	Basic Load Ratings	
	B	W ₁		D	W ₀	W	Dynamic Cr (lbs/kN)	Static Cor (lbs/kN)
	Inch/mm			Inch/mm				
48385A	5.2500	1.5625					53.0	106.0
	133.350	39.588					236.0	475.0
48393	5.3750	1.5625					53.0	106.0
	136.525	39.688					236.0	475.0
48393A	5.3750	1.5625					53.0	106.0
	136.525	39.688					236.0	475.0

48600								
Series								
48684	5.6250	1.5625	48620	7.8750	1.3437	1.625	53.5	109.0
	142.875	39.688		200.025	34.130	41.275	238.0	485.0
48685	5.6250	1.5625	48620B	7.8750	1.3437	1.625	53.5	109.0
	142.875	39.688		200.025	34.130	41.275	238.0	485.0

49500								
Series								
49576	1.7500	1.2500	49520	4.0000	1.0000	1.25	24.7	30.5
	44.450	31.750		101.600	25.400	31.750	110.0	135.0
49577	1.7500	1.2500	49520B	4.0000	1.0000	1.25	24.7	30.5
	44.450	31.750		101.600	25.400	31.750	110.0	135.0
49580	1.8750	1.2500	49521	4.0000	1.1250	34.925	24.7	30.5
	47.625	31.750		101.600	28.575	34.925	110.0	135.0

Taper Roller Bearings

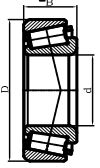


Cone Number	Bore Diameter	Cone Width	Cup Number	Outside Diameter	Cup Width	Bearing Width	Basic Load Ratings	
	B	W ₁		D	W ₀	W	Dynamic	Static
	Inch/mm			Inch/mm			Cr (lbs/kN)	Cor (lbs/kN)
49585	2.0000	1.2500	49522	4.0000	1.0000	1.25	24.7	30.5
	50.800	31.750		101.600	25.400	31.750	110.0	135.0

52000								
Series								
52375	3.7500	1.4219	52618	6.1875	1.0313	1.4375	41.5	67.0
	95.250	36.116		157.162	26.195	36.512	186.0	298.0
52387	3.8750	1.4219	52637	6.3750	1.0313	1.4375	41.5	67.0
	98.425	36.116		161.925	26.195	36.512	186.0	298.0
52393	3.9375	1.4219	52637B	6.3750	1.0313	1.4375	41.5	67.0
	100.012	36.116		161.925	26.195	36.512	186.0	298.0
52400	4.0000	1.4219	52638	6.3750	1.1563	1.5625	41.5	67.0
	101.600	36.116		161.925	29.370	39.688	186.0	298.0
52400A	4.0000	1.4219	52639	6.3750	1.5625	1.625	41.5	67.0
	101.600	36.116		161.925	39.688	41.275	186.0	298.0
52401	4.0000	1.4219					41.5	67.0
	101.600	36.116					186.0	298.0

55000C								
Series								
55175C	1.7500	1.0594	55437	4.3750	0.8125	1.1875	23.4	31.0
	44.450	26.909		111.125	20.638	30.162	104.0	137.0

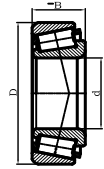
Taper Roller Bearings



Cone Number	Bore Diameter	Cone Width	Cup Number	Outside Diameter	Cup Width	Bearing Width	Basic Load Ratings	
	B	W ₁		D	W ₀	W	Dynamic Cr (lbs/kN)	Static Cor (lbs/kN)
	Inch/mm			Inch/mm				
55176C	1.7500	1.0594	55437B	4.3750	0.8125	1.1875	23.4	31.0
	44.450	26.909		111.125	20.638	30.162	104.0	137.0
55187C	1.8750	1.0594	55443	4.4375	0.8125	1.1875	23.4	31.0
	47.625	26.909		112.712	20.638	30.162	104.0	137.0
55196C	1.9675	1.0594					23.4	31.0
	49.974	26.909					104.0	137.0
55197C	1.6968	1.0594					23.4	31.0
	49.974	26.909					104.0	137.0
55200C	2.0000	1.0594					23.4	31.0
	50.800	26.909					104.0	137.0
55206C	2.0625	1.0594					23.4	31.0
	52.388	26.909					104.0	137.0
55212C	2.1250	1.0594					23.4	31.0
	53.975	26.909					104.0	137.0

56000								
Series								
56418	4.1875	1.4375	56650	6.5000	1.0625	1.4375	42.5	69.5
	106.362	36.512		165.100	26.988	36.512	189.0	310.0
56425	4.2500	1.4375	56650B	6.5000	1.0625	1.4375	42.5	69.5
	107.950	36.512		165.100	26.988	36.512	189.0	310.0
			56662	6.625	1.063	1.438		
				168.275	26.988	36.512		

Taper Roller Bearings

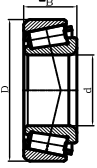


Cone Number	Bore Diameter	Cone Width	Cup Number	Outside Diameter	Cup Width	Bearing Width	Basic Load Ratings	
	B	W ₁		D	W ₀	W	Dynamic Cr (lbs/kN)	Static Cor (lbs/kN)
59000	Inch/mm			Inch/mm				
Series								
59162	1.6250 41.275	1.4375 36.512	59412	4.1250 104.775	1.1250 28.575	1.4375 36.512	31.5 140.0	39.0 1740.0
59175	1.7500 44.450	1.4375 36.512	59414B	4.1250 104.775	1.1250 28.575	1.4375 36.512	31.5 140.0	39.0 1740.0

64000								
Series								
64432	4.3297 109.974	1.6250 41.275	64700	7.0000 177.800	1.1875 30.162	1.625 41.275	52.0 231.0	83.5 370.0
64433	4.3304 109.992	1.6250 41.275	64700B	7.0000 177.800	1.1875 30.162	1.625 41.275	52.0 231.0	83.5 370.0
64450	4.5000 114.300	1.6250 41.275	64708	7.0856 179.974	1.1875 30.162	1.625 41.275	52.0 231.0	83.5 370.0
64452A	4.5266 114.976	1.6250 41.275					52.0 231.0	83.5 370.0

65000								
Series								
65200	2.0000 50.800	1.7500 44.450	65500	5.0000 127.000	1.3750 34.925	1.75 44.450	45.0 200.0	58.0 258.0

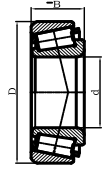
Taper Roller Bearings



Cone Number	Bore Diameter	Cone Width	Cup Number	Outside Diameter	Cup Width	Bearing Width	Basic Load Ratings	
	B	W ₁		D	W ₀	W	Dynamic Cr (lbs/kN)	Static Cor (lbs/kN)
	Inch/mm			Inch/mm				
65212	2.1250	1.7500	65500B	5.0000	1.3750	1.75	45.0	58.0
	53.975	44.450		127.000	34.925	44.450	200.0	258.0
65225	2.2500	1.7500					45.0	58.0
	57.150	44.450					200.0	258.0
65231	2.3125	1.7500					45.0	58.0
	58.738	44.450					200.0	258.0
65237	2.3750	1.7500					45.0	58.0
	60.325	44.450					200.0	258.0
65237A	2.3750	1.7500					45.0	58.0
	60.325	44.450					200.0	258.0

65300								
Series								
65384	1.7500	1.7500	65320	4.5000	1.3750	1.75	41.0	49.5
	44.450	44.450		114.300	34.925	44.450	183.0	221.0
65385	1.7500	1.7500	65320B	4.5000	1.3750	1.75	41.0	49.5
	44.450	44.450		114.300	34.925	44.450	183.0	221.0
65390	1.9375	1.7500					41.0	49.5
	49.212	44.450					183.0	221.0
65395	2.0000	1.7500					41.0	49.5
	50.800	44.450					183.0	221.0

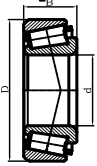
Taper Roller Bearings



Cone Number	Bore Diameter	Cone Width	Cup Number	Outside Diameter	Cup Width	Bearing Width	Basic Load Ratings	
	B	W ₁		D	W ₀	W	Dynamic	Static
	Inch/mm			Inch/mm			Cr (lbs/kN)	Cor (lbs/kN)
66000								
Series								
66187	1.8750	1.2500	66462	4.6250	0.9375	1.3125	28.3	33.0
	47.625	31.750		117.475	23.812	33.338	126.0	147.0
66200	2.0000	1.2500	66462B	4.6250	0.9375	1.3125	28.3	33.0
	50.800	31.750		117.475	23.812	33.338	126.0	147.0
66212	2.3622	1.2500					28.3	33.0
	53.975	31.750					126.0	147.0
66225	2.2500	1.2500					28.3	33.0
	57.150	31.750					126.0	147.0

66500								
Series								
66584	2.1250	1.2500	66520	4.8125	0.9375	1.3125	29.3	33.0
	53.975	31.750		122.238	23.812	33.338	130.0	147.0
66585	2.3622	1.2500					29.3	33.0
	60.000	31.750					130.0	147.0
66586	2.3613	1.2500					29.3	33.0
	59.977	31.750					130.0	147.0
66589	2.3611	1.2500					29.3	33.0
	59.972	31.750					130.0	147.0

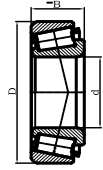
Taper Roller Bearings



Cone Number	Bore Diameter	Cone Width	Cup Number	Outside Diameter	Cup Width	Bearing Width	Basic Load Ratings	
	B	W ₁		D	W ₀	W	Dynamic Cr (lbs/kN)	Static Cor (lbs/kN)
		Inch/mm		Inch/mm				
67300								
Series								
67388	5.0000 127.000	1.8125 46.038	67320	8.0000 203.200	1.5000 38.100	1.8125 46.038	68.5 305.0	122.0 540.0
67389	5.1250 130.175	1.8125 46.038	67320B	8.0000 203.200	1.5000 38.100	1.8125 46.038	68.5 305.0	122.0 540.0
67390	5.2500 133.350	1.8125 46.038	67322	7.7500 196.850	1.5000 38.100	1.8125 46.038	68.5 305.0	122.0 540.0
67391	2.2500 133.350	1.8125 46.038	67322B	7.7500 196.850	1.5000 38.100	1.8125 46.038	68.5 305.0	122.0 540.0
			67324	8.000 203.200	1.813 46.038	1.181 46.038		

67700								
Series								
67780	6.5000 165.100	1.8750 47.625	67720	9.7500 247.650	1.5000 38.100	1.875 47.625	75.5 335.0	152.0 680.0
67782	6.6250 168.275	1.8750 47.625	67720B	9.7500 247.650	1.5000 38.100	1.875 47.625	75.5 335.0	152.0 680.0
67786	6.8750 174.625	1.8750 47.625					75.5 335.0	152.0 680.0
67787	6.8750 174.625	1.8750 47.625					75.5 335.0	152.0 680.0

Taper Roller Bearings

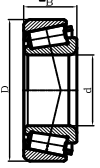


Cone Number	Bore Diameter	Cone Width	Cup Number	Outside Diameter	Cup Width	Bearing Width	Basic Load Ratings	
	B	W ₁		D	W ₀	W	Dynamic	Static
	Inch/mm			Inch/mm			Cr (lbs/kN)	Cor (lbs/kN)
67790	7.0000	1.8750					75.5	152.0
	177.800	47.625					335.0	680.0
67791	7.0000	1.8750					75.5	152.0
	177.800	47.625					335.0	680.0

67800								
Series								
67883	7.2500	1.8438	67820	10.5000	1.5000	1.875	78.5	165.0
	184.150	46.833		266.700	38.100	47.625	350.0	735.0
67884	7.3750	1.8438	67820B	10.5000	1.5000	1.875	78.5	165.0
	187.325	46.833		266.700	38.100	47.625	350.0	735.0
67885	7.5000	1.8438					78.5	165.0
	190.500	46.833					350.0	735.0
67887	7.5625	1.8438					78.5	165.0
	192.088	46.833					350.0	735.0
67324	8.0000	1.8125					78.5	165.0
	203.200	46.038					350.0	735.0

67900								
Series								
67983	8.0000	1.8125	67920	11.1250	1.4375	1.8125	80.0	173.0
	203.200	46.038		282.575	36.512	46.038	355.0	770.0

Taper Roller Bearings

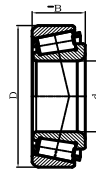


Cone Number	Bore Diameter	Cone Width	Cup Number	Outside Diameter	Cup Width	Bearing Width	Basic Load Ratings	
	B	W ₁		D	W ₀	W	Dynamic	Static
	Inch/mm			Inch/mm			Cr (lbs/kN)	Cor (lbs/kN)
67985	8.1250	1.8125	67920B	11.1250	1.4375	1.8125	80.0	173.0
	206.375	46.038		282.575	36.512	46.038	355.0	770.0
67989	8.2500	1.8125					80.0	173.0
	209.550	46.038					355.0	770.0

68000								
Series								
68450	4.5000	1.2500	68709	7.0856	1.0000	1.375	37.0	53.0
	114.300	31.750		179.974	25.400	34.925	164.0	237.0
68462	4.6250	1.2500	68712	7.1250	1.0000	1.375	37.0	53.0
	117.475	31.750		180.975	25.400	34.925	164.0	237.0
68463	4.6250	1.2500	68712B	7.1250	1.0000	1.375	37.0	53.0
	117.475	31.750		180.975	25.400	34.925	164.0	237.0

71000								
Series								
71412	4.1250	1.9375	71750	7.5000	1.3750	1.875	67.5	106.0
	104.775	74.212		190.500	34.925	47.625	300.0	470.0
71425	4.2500	1.9375	71750B	7.5000	1.3750	1.875	67.5	106.0
	107.950	74.212		190.500	34.925	47.625	300.0	470.0
71432	4.3288	1.9375					67.5	106.0
	109.952	74.212					300.0	470.0

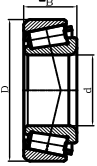
Taper Roller Bearings



Cone Number	Bore Diameter	Cone Width	Cup Number	Outside Diameter	Cup Width	Bearing Width	Basic Load Ratings	
	B	W ₁		D	W ₀	W	Dynamic	Static
	Inch/mm			Inch/mm			Cr (lbs/kN)	Cor (lbs/kN)
71437	4.3750	1.9375					67.5	106.0
	111.125	74.212					300.0	470.0
71450	4.5000	1.9375					67.5	106.0
	114.300	74.212					300.0	470.0
71451	4.5000	1.9375					67.5	106.0
	114.300	74.212					300.0	470.0
71453	4.5310	1.9375					67.5	106.0
	115.087	74.212					300.0	470.0
71455	4.5310	1.9375					67.5	106.0
	115.087	74.212					300.0	470.0

72000C								
Series								
72187C	1.8750	1.2910	72487	4.8750	1.0000	1.4375	35.0	42.5
	47.625	32.791		123.825	25.400	36.512	155.0	188.0
72188C	1.8750	1.2910	72500	5.0000	1.0000	1.4375	35.0	42.5
	47.625	32.791		127.000	25.400	36.512	155.0	188.0
72200C	2.0000	1.2910					35.0	42.5
	50.800	32.791					155.0	188.0
72201C	2.0000	1.2910					35.0	42.5
	50.800	32.791					155.0	188.0
72212C	2.1250	1.2910					35.0	42.5
	53.975	32.791					155.0	188.0

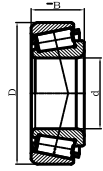
Taper Roller Bearings



Cone Number	Bore Diameter	Cone Width	Cup Number	Outside Diameter	Cup Width	Bearing Width	Basic Load Ratings	
	B	W ₁		D	W ₀	W	Dynamic	Static
	Inch/mm			Inch/mm			Cr (lbs/kN)	Cor (lbs/kN)
72218C	2.1875	1.2910					35.0	42.5
	55.562	32.791					155.0	188.0
72225C	2.2500	1.2910					35.0	42.5
	57.150	32.791					155.0	188.0

74000								
Series								
74472	4.7230	1.8750	74845	8.4636	1.3750	1.875	71.5	121.0
	119.964	47.625		241.975	34.925	47.625	315.0	535.0
74500	5.0000	1.8750	74850	8.5000	1.3750	1.875	71.5	121.0
	127.000	47.625		215.900	34.925	47.625	315.0	535.0
74525	5.2500	1.8750	74850B	8.5000	1.3750	1.875	71.5	121.0
	133.350	47.625		215.900	34.925	47.625	315.0	535.0
74537	5.3750	1.8750					71.5	121.0
	136.525	47.625					315.0	535.0
74550	5.5000	1.8750					71.5	121.0
	139.700	47.625					315.0	535.0
74550A	5.5000	1.8750					71.5	121.0
	139.700	47.625					315.0	535.0

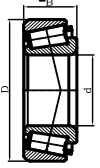
Taper Roller Bearings



Cone Number	Bore Diameter	Cone Width	Cup Number	Outside Diameter	Cup Width	Bearing Width	Basic Load Ratings	
	B	W ₁		D	W ₀	W	Dynamic Cr (lbs/kN)	Static Cor (lbs/kN)
	Inch/mm			Inch/mm				
77000								
Series								
77350	3.5000	1.9000	77675	6.7500	1.5000	1.875	62.0	91.0
	88.900	48.260		171.450	38.100	47.625	276.0	405.0
77362	3.6250	1.9000	77675B	6.7500	1.5000	1.875	62.0	91.0
	92.075	48.260		171.450	38.100	47.625	276.0	405.0
77364	3.6250	1.9000					62.0	91.0
	92.075	48.260					276.0	405.0
77375	3.7500	1.9000					62.0	91.0
	95.250	48.260					276.0	405.0

78000C								
Series								
78214C	2.1250	1.3085	78537	5.3750	0.9260	1.4375	39.0	48.0
	53.975	33.236		136.525	23.520	36.512	173.0	213.0
78215C	2.1250	1.3085	78551	5.5130	0.9260	1.4375	39.0	48.0
	53.975	33.236		140.030	23.520	36.512	173.0	213.0
78225C	2.2500	1.3085					39.0	48.0
	57.150	33.236					173.0	213.0
78238C	2.3750	1.3085					39.0	48.0
	60.325	33.236					173.0	213.0
78250C	2.5000	1.3085					39.0	48.0
	63.500	33.236					173.0	213.0

Taper Roller Bearings

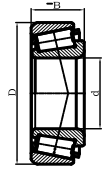


Cone Number	Bore Diameter	Cone Width	Cup Number	Outside Diameter	Cup Width	Bearing Width	Basic Load Ratings	
	B	W ₁		D	W ₀	W	Dynamic Cr (lbs/kN)	Static Cor (lbs/kN)
	Inch/mm			Inch/mm				
78250AC	2.5000	1.3085					39.0	48.0
	63.500	33.236					173.0	213.0

80000								
Series								
80170	17.0000	1.7500	80217	21.7500	1.2500	1.7499	121.0	290.0
	431.800	44.450		552.450	31.750	44.448	540.0	1290.0
80176	17.6250	1.7500	80222	22.2500	1.2500	1.7499	121.0	290.0
	447.675	44.450		565.150	31.750	44.448	540.0	1290.0
80180	18.0000	1.7500					121.0	290.0
	457.200	44.450					540.0	1290.0

81000								
Series								
81575	5.7500	1.9687	81962	9.6250	1.3125	1.875	74.0	114.0
	146.050	50.005		244.475	33.338	47.625	330.0	505.0
81590	5.9055	1.9687					74.0	114.0
	150.000	50.005					330.0	505.0
81593	5.9375	1.9687					74.0	114.0
	150.812	50.005					330.0	505.0
81600	6.0000	1.9687					74.0	114.0
	152.400	50.005					330.0	505.0

Taper Roller Bearings

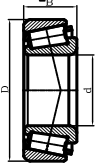


Cone Number	Bore Diameter	Cone Width	Cup Number	Outside Diameter	Cup Width	Bearing Width	Basic Load Ratings	
	B	W ₁		D	W ₀	W	Dynamic	Static
	Inch/mm			Inch/mm			Cr (lbs/kN)	Cor (lbs/kN)
81606	6.0625	1.9687					74.0	114.0
	153.988	50.005					330.0	505.0

82000								
Series								
82550	5.5000	2.2300	82931	9.3125	1.7500	2.25	97.0	162.0
	139.700	56.642		236.538	44.450	57.150	430.0	720.0
82562	5.6250	2.2300	82950	9.5000	1.7500	2.25	97.0	162.0
	142.875	56.642		241.300	44.450	57.150	430.0	720.0
82562A	5.6250	2.2300	82050B	9.5000	1.7500	2.25	97.0	162.0
	142.875	56.642		241.300	44.450	57.150	430.0	720.0
82576	5.7500	2.2300					97.0	162.0
	146.050	56.642					430.0	720.0
82587	5.8750	2.2300					97.0	162.0
	149.225	56.642					430.0	720.0

87000								
Series								
87737	7.3750	1.8750	87111	11.1250	1.4375	2	79.5	133.0
	187.325	47.625		282.575	36.512	50.800	355.0	595.0
87750	7.5000	1.8750	87111B	11.1250	1.4375	2	79.5	133.0
	190.500	47.625		282.575	36.512	50.800	355.0	595.0

Taper Roller Bearings

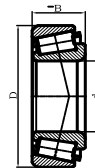


Cone Number	Bore Diameter	Cone Width	Cup Number	Outside Diameter	Cup Width	Bearing Width	Basic Load Ratings	
	B	W ₁		D	W ₀	W	Dynamic Cr (lbs/kN)	Static Cor (lbs/kN)
		Inch/mm		Inch/mm				
87762	7.6250	1.8750					79.5	133.0
	193.675	47.625					355.0	595.0

88000								
Series								
88900	9.0000	1.9375	88126	12.6250	1.3125	2	88.0	161.0
	228.600	49.212		320.675	33.338	50.800	390.0	715.0
88925	9.2500	1.9375	88128	12.8750	1.3750	2.0625	88.0	161.0
	234.950	49.212		327.025	34.925	52.388	390.0	715.0
88931	9.3125	1.7500	88126	12.6250	1.3125	1.75	88.0	161.0
	236.538	44.450		320.675	33.338	44.450	390.0	715.0
			88128	12.875	1.375	1.813		
				327.025	34.925	46.038		

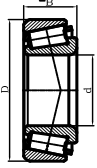
90000								
Series								
90334	3.3465	2.0772	90744	7.4375	1.2500	2.0983	61.0	78.0
	85.000	52.761		188.912	31.750	53.297	271.0	345.0
			J90748	7.480	1.250	2.098		
				190.000	31.750	53.297		
J90354	3.5433	1.8125	90744	7.4375	1.2500	2	61.0	78.0
	90.000	46.038		188.912	31.750	50.800	271.0	345.0

Taper Roller Bearings



Cone Number	Bore Diameter	Cone Width	Cup Number	Outside Diameter	Cup Width	Bearing Width	Basic Load Ratings	
	B	W ₁		D	W ₀	W	Dynamic	Static
	Inch/mm			Inch/mm			Cr (lbs/kN)	Cor (lbs/kN)
90381	3.8125	1.8125	J90748	7.4803	1.2500	2	61.0	78.0
	96.838	46.038		190.000	31.750	50.800	271.0	345.0
93000								
Series								
93708	7.0856	2.5000	93125	12.5000	1.8125	2.5	135.0	251.0
	179.974	63.500		317.500	46.038	63.500	600.0	1120.0
93750	7.5000	2.5000	93125B	12.5000	1.8125	2.5	135.0	251.0
	190.500	63.500		317.500	46.038	63.500	600.0	1120.0
93775	7.7500	2.5000					135.0	251.0
	196.850	63.500					600.0	1120.0
93787	7.8750	2.5000					135.0	251.0
	200.025	63.500					600.0	1120.0
93800	8.0000	2.5000					135.0	251.0
	203.200	63.500					600.0	1120.0
93825	8.2500	2.5000					135.0	251.0
	209.550	63.500					600.0	1120.0
93825A	8.2500	2.5000					135.0	251.0
	209.550	63.500					600.0	1120.0

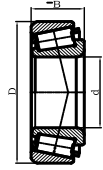
Taper Roller Bearings



Cone Number	Bore Diameter	Cone Width	Cup Number	Outside Diameter	Cup Width	Bearing Width	Basic Load Ratings	
	B	W ₁		D	W ₀	W	Dynamic Cr (lbs/kN)	Static Cor (lbs/kN)
	Inch/mm			Inch/mm				
94000								
Series								
94649	6.5000	2.5000	94113	11.3750	1.8750	2.5	121.0	207.0
	165.100	63.500		288.925	47.625	63.500	535.0	925.0
94650	6.5000	2.5000	94113B	11.3750	1.8750	2.5	121.0	207.0
	165.100	63.500		288.925	47.625	63.500	535.0	925.0
94687	6.8750	2.5000					121.0	207.0
	174.625	63.500					535.0	925.0
94700	7.0000	2.5000					121.0	207.0
	177.800	63.500					535.0	925.0

95000								
Series								
95475	4.7500	2.5000	95905	9.0551	1.9375	2.5	121.0	207.0
	120.650	63.500		230.000	49.212	63.500	535.0	925.0
95491	4.9190	2.5000	95925	9.2500	1.9375	2.5	121.0	207.0
	124.943	63.500		234.950	49.212	63.500	535.0	925.0
95500	5.0000	2.5000	95925B	9.2500	1.9375	2.5	121.0	207.0
	127.000	63.500		234.950	49.212	63.500	535.0	925.0
95525	5.2500	2.5000	95975	9.7500	1.9375	2.5	121.0	207.0
	133.350	63.500		247.650	49.212	63.500	535.0	925.0
95528	5.2500	2.5000					121.0	207.0
	133.350	63.500					535.0	925.0

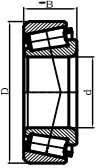
Taper Roller Bearings



Cone Number	Bore Diameter	Cone Width	Cup Number	Outside Diameter	Cup Width	Bearing Width	Basic Load Ratings	
	B	W ₁		D	W ₀	W	Dynamic Cr (lbs/kN)	Static Cor (lbs/kN)
	Inch/mm			Inch/mm				
96000								
Series								
96825	8.2500	2.6250	96140	14.0000	1.8750	2.6875	141.0	276.0
	209.550	66.675		355.600	47.625	68.262	625.0	1230.0
96900	9.0000	2.6250	96140B	14.0000	1.8750	2.6875	141.0	276.0
	228.600	66.675		355.600	47.625	68.262	625.0	1230.0
96925	9.2500	2.6250					141.0	276.0
	234.950	66.675					625.0	1230.0

98000								
Series								
98316	3.1496	1.9375	98788	7.8740	1.3750	2.0772	75.5	101.0
	80.000	49.212		200.000	34.925	52.761	335.0	450.0
98335	3.3465	1.9375	98788B	7.8740	1.3750	2.0772	75.5	101.0
	85.000	49.212		200.000	34.925	52.761	335.0	450.0
98350	3.5000	1.9375					75.5	101.0
	88.900	49.212					335.0	450.0
98400	4.0000	1.9375					75.5	101.0
	101.600	49.212					335.0	450.0

Taper Roller Bearings



Cone Number	Bore Diameter	Cone Width	Cup Number	Outside Diameter	Cup Width	Bearing Width	Basic Load Ratings	
	B	W ₁		D	W ₀	W	Dynamic Cr (lbs/kN)	Static Cor (lbs/kN)
	Inch/mm			Inch/mm				
99000								
Series								
99500	5.0000	2.6250	99100	10.0000	1.8750	2.625	120.0	197.0
	127.000	66.675		254.000	47.625	66.675	535.0	880.0
99550	5.5000	2.6250	99100B	10.0000	1.8750	2.625	120.0	197.0
	139.700	66.675		254.000	47.625	66.675	535.0	880.0
99575	5.7500	2.6250					120.0	197.0
	146.050	66.675					535.0	880.0
99587	5.8750	2.6250					120.0	197.0
	149.225	66.675					535.0	880.0
99600	6.0000	2.6250					120.0	197.0
	152.400	66.675					535.0	880.0

LM104900								
Series								
LM104947A	1.9680	0.8750	JLM104910	3.2283	0.6693	0.8652	120.0	197.0
	49.987	22.225		82.000	17.000	21.976	535.0	880.0
LM104949	2.0000	0.8750	LM104911	3.2500	0.6500	0.85	120.0	197.0
	50.800	22.225		82.550	16.510	21.590	535.0	880.0
			LM104912	3.265	0.650	0.850		
				82.931	16.510	21.590		
JLM104948	1.9685	0.8465	JLM104910	3.2283	0.6693	0.8465	120.0	197.0
	50.000	21.500		82.000	17.000	21.500	535.0	880.0

Taper Roller Bearings

Cone Number	Bore Diameter	Cone Width	Cup Number	Outside Diameter	Cup Width	Bearing Width	Basic Load Ratings	
	B	W ₁		D	W ₀	W	Dynamic	Static
	Inch/mm			Inch/mm			Cr (lbs/kN)	Cor (lbs/kN)
			LM104911	3.250	0.650	0.831		
				82.550	16.510	21.115		
			LM104912	3.265	0.650	0.831		
				82.931	16.510	21.115		

107000								
Series								
EE107057	5.7500	2.9375	107105	10.5625	2.2500	2.9375	148.0	236.0
	146.050	74.612		268.288	57.150	74.612	660.0	1050.0
EE107060	6.0000	2.9375					148.0	236.0
	152.400	74.612					660.0	1050.0

LM122900								
Series								
LM122948	4.5000	1.3750	LM122911	6.2500	1.1875	1.375	148.0	236.0
	114.300	34.925		158.750	30.162	34.925	660.0	1050.0

125000								
Series								
EE125094	9.4930	2.6875	125145	14.5000	2.1250	2.6875	168.0	310.0
	241.122	68.262		368.300	53.975	68.262	745.0	1370.0
EE125095	9.5000	2.6875					168.0	310.0
	241.300	68.262					745.0	1370.0

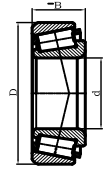
Taper Roller Bearings

Cone Number	Bore Diameter	Cone Width	Cup Number	Outside Diameter	Cup Width	Bearing Width	Basic Load Ratings	
	B	W ₁		D	W ₀	W	Dynamic	Static
	Inch/mm			Inch/mm			Cr (lbs/kN)	Cor (lbs/kN)
127000								
Series								
EE127095	9.5000	2.2500	127135	13.7460	1.7500	2.25	129.0	242.0
	241.300	57.150		349.148	44.450	57.150	575.0	1080.0
			127138	13.996	1.750	2.250		
				355.498	44.450	57.150		

HM127400								
Series								
HM127436	4.7227	2.2500	HM127415	8.1875	1.7500	2.125	84.0	142.0
	119.957	57.150		207.962	44.450	53.975	375.0	630.0
HM127440	4.9995	2.2500					84.0	142.0
	126.987	57.150					375.0	630.0
HM127442	5.1168	2.2500					84.0	142.0
	129.967	57.150					375.0	630.0
HM127446	5.1870	2.2500					84.0	142.0
	131.750	57.150					375.0	630.0

128000								
Series								
EE128111	11.0312	2.6643	128160	16.0000	2.1250	2.75	206.0	400.0
	280.192	67.673		406.400	53.975	69.850	915.0	1780.0

Taper Roller Bearings



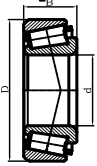
Cone Number	Bore Diameter	Cone Width	Cup Number	Outside Diameter	Cup Width	Bearing Width	Basic Load Ratings	
	B	W ₁		D	W ₀	W	Dynamic Cr (lbs/kN)	Static Cor (lbs/kN)
	Inch/mm			Inch/mm				
EE128112	11.0236 280.000	2.6643 67.673	128160B	16.0000 406.400	2.1250 53.975	2.75 69.850	206.0 915.0	400.0 1780.0

HM150100								
Series								
HM150144	9.7500 247.650	3.2500 82.550	HM150113	15.0000 381.000	2.7500 69.850	3.25 82.550	237.0 1060.0	435.0 1930.0

HM162600								
Series								
HM162635	12.5000 317.500	4.0000 101.600	HM162610	20.0000 508.000	3.2500 82.550	4.0625 103.187	425.0 1890.0	805.0 3600.0
HM162649	13.6250 346.075	4.0000 101.600					425.0 1890.0	805.0 3600.0

H211700								
Series								
JH211749	2.5591 65.000	1.5157 38.500	JH211710	4.7244 120.000	1.2598 32.000	1.5354 39.000	41.0 182.0	545.0 243.0
JH211749A	2.5591 65.000	1.5157 38.500					41.0 182.0	545.0 243.0

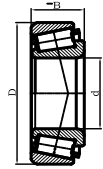
Taper Roller Bearings



Cone Number	Bore Diameter	Cone Width	Cup Number	Outside Diameter	Cup Width	Bearing Width	Basic Load Ratings	
	B	W ₁		D	W ₀	W	Dynamic Cr (lbs/kN)	Static Cor (lbs/kN)
		Inch/mm		Inch/mm				
HM212000								
Series								
HM212044	2.3750	1.5100	HM212010	4.8125	1.1700	1.5	42.0	545.0
	60.325	38.354		122.238	29.718	38.100	186.0	243.0
HM212046	2.5000	1.5100	HM212011	4.8125	1.1700	1.5	42.0	545.0
	63.500	38.354		122.238	29.718	38.100	186.0	243.0
HM212047	2.5000	1.5100					42.0	545.0
	63.500	38.354					186.0	243.0
HM212049	2.6250	1.5100					42.0	545.0
	66.675	38.354					186.0	243.0
HM212049A	2.6250	1.5100					42.0	545.0
	66.675	38.354					186.0	243.0
HM212049X	2.6250	1.5100					42.0	545.0
	66.675	38.354					186.0	243.0

H217200								
Series								
JH217249	3.3465	1.8110	JH217210	5.9055	1.4961	1.811	60.0	85.0
	85.000	46.000		150.000	38.000	46.000	268.0	380.0

Taper Roller Bearings

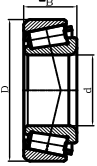


Cone Number	Bore Diameter	Cone Width	Cup Number	Outside Diameter	Cup Width	Bearing Width	Basic Load Ratings	
	B	W ₁		D	W ₀	W	Dynamic Cr (lbs/kN)	Static Cor (lbs/kN)
	Inch/mm			Inch/mm				
LL217800								
Series								
LL217849	3.5000	0.5938	LL217810	4.7812	0.4375	0.5938	11.7	18.0
	88.900	15.083		121.442	11.112	15.083	52.0	80.0

HM218200								
Series								
HM218238	3.1486	1.5748	HM218210	5.7864	1.2795	1.5748	60.0	85.0
	79.974	40.000		146.975	32.500	40.000	268.0	380.0
HM218248	3.5423	1.5748	HM218215	6.0000	1.2795	1.5748	60.0	85.0
	89.974	40.000		152.400	32.500	40.000	268.0	380.0

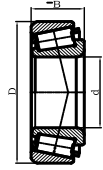
219000								
Series								
EE219068	6.8750	3.2500	219117	11.7500	2.5000	3.25	170.0	272.0
	174.625	82.550		298.450	63.500	82.550	755.0	1210.0
			219122	12.250	2.500	3.250		
				311.150	63.500	82.550		

Taper Roller Bearings



Cone Number	Bore Diameter	Cone Width	Cup Number	Outside Diameter	Cup Width	Bearing Width	Basic Load Ratings	
	B	W ₁		D	W ₀	W	Dynamic	Static
		Inch/mm		Inch/mm			Cr	Cor
							(lbs/kN)	(lbs/kN)
HM220100								
Series								
HM220145	3.9360	2.0669	HM220110	6.1801	1.3386	1.6535	56.0	86.0
	99.974	52.500		156.975	34.000	42.000	249.0	380.0
HM220149	3.9360	1.6535					56.0	86.0
	99.974	42.000					249.0	380.0
HH221400								
Series								
HH221430	3.0000	2.2650	HH221410	7.5000	1.8125	2.25	97.0	132.0
	76.200	57.531		190.500	46.038	57.150	430.0	590.0
HH221431	3.1250	2.2650	HH221410B	7.5000	1.8125	2.25	97.0	132.0
	79.375	57.531		190.500	46.038	57.150	430.0	590.0
HH221434	3.5000	2.2650	JHH221413	7.4803	1.8125	2.25	97.0	132.0
	88.900	57.531		190.000	46.038	57.150	430.0	590.0
JHH221436	3.5433	2.2650					97.0	132.0
	90.000	57.531					430.0	590.0
HH221440	3.7500	2.2650					97.0	132.0
	95.250	57.531					430.0	590.0
HH221442	3.8750	2.2650					97.0	132.0
	98.425	57.531					430.0	590.0
HH221447	3.9363	2.2650					97.0	132.0
	99.982	57.531					430.0	590.0

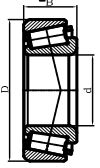
Taper Roller Bearings



Cone Number	Bore Diameter	Cone Width	Cup Number	Outside Diameter	Cup Width	Bearing Width	Basic Load Ratings	
	B	W ₁		D	W ₀	W	Dynamic	Static
	Inch/mm			Inch/mm			Cr (lbs/kN)	Cor (lbs/kN)
HH221449	4.0000	2.2650					97.0	132.0
	101.600	57.531					430.0	590.0
HH221449A	4.0000	2.2650					97.0	132.0
	101.600	57.531					430.0	590.0

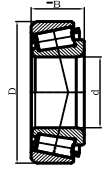
HH224300								
Series								
JHH224333	3.9370	2.6250	HH224310	8.3750	2.1250	2.625	123.0	172.0
	100.000	66.675		212.725	53.975	66.675	545.0	765.0
HH224334	3.9360	2.6250	HH224314	8.4636	2.0000	2.5511	123.0	172.0
	99.974	66.675		214.975	50.800	64.797	545.0	765.0
HH224335	4.0000	2.6250	JHH224315	8.4646	2.1250	2.625	123.0	172.0
	101.600	66.675		215.000	53.975	66.675	545.0	765.0
HH224340	4.2500	2.6250					123.0	172.0
	107.950	66.675					545.0	765.0
HH224346	4.5000	2.6250					123.0	172.0
	114.300	66.675					545.0	765.0
HH224346A	4.5000	2.6250					123.0	172.0
	114.300	66.675					545.0	765.0
HH224349	4.5266	2.6250					123.0	172.0
	114.976	66.675					545.0	765.0

Taper Roller Bearings



Cone Number	Bore Diameter	Cone Width	Cup Number	Outside Diameter	Cup Width	Bearing Width	Basic Load Ratings	
	B	W ₁		D	W ₀	W	Dynamic Cr (lbs/kN)	Static Cor (lbs/kN)
		Inch/mm		Inch/mm				
M224700								
Series								
M224749	4.7500	1.4375	M224710	6.8750	1.0938	1.4063	46.0	83.0
	120.650	36.512		174.625	27.783	35.720	2050.2	370.0
			M224711	6.781	1.094	1.406		
				172.242	27.783	35.720		
LL225700								
Series								
LL225749	5.0000	0.6875	LL225710	6.5313	0.5313	0.7188	17.8	31.0
	127.000	17.462		165.895	13.495	18.258	795.0	138.0
L225800								
Series								
L225842	4.7500	1.0313	L225810	6.6875	0.8125	1	28.6	58.0
	120.650	26.195		169.862	20.638	25.400	127.0	257.0
L225849	5.0000	1.0313	L225818	7.1250	0.8125	1	28.6	58.0
	127.000	26.195		180.975	20.638	25.400	127.0	257.0
HH228300								
Series								
HH228340	4.7500	3.2500	HH228310	10.0000	2.4375	3.0625	163.0	234.0
	120.650	82.500		254.000	61.912	77.788	725.0	104.0

Taper Roller Bearings



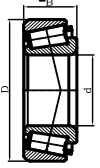
Cone Number	Bore Diameter	Cone Width	Cup Number	Outside Diameter	Cup Width	Bearing Width	Basic Load Ratings	
	B	W ₁		D	W ₀	W	Dynamic	Static
	Inch/mm			Inch/mm			Cr (lbs/kN)	Cor (lbs/kN)
HH228349	5.0000	3.2500					163.0	234.0
	127.000	82.500					725.0	104.0

M229300								
Series								
M229349	5.7500	1.5748	M229310	8.0000	1.5000	1.7756	57.0	102.0
	146.050	40.000		203.200	38.100	45.100	255.0	455.0
M229349A	5.7500	1.5748					57.0	102.0
	146.050	40.000					255.0	455.0
JHH224315	8.4646	2.1250					57.0	102.0
	215.000	53.975					255.0	455.0

230000								
Series								
EE231400	14.0000	2.6250	231975	19.7500	2.0000	2.9375	203.0	410.0
	355.600	66.675		501.650	50.800	74.612	900.0	1830.0
EE231462	14.6250	2.2650	23200B	20.0000	2.0000	2.9375	203.0	410.0
	371.475	66.675		508.000	50.800	74.612	900.0	1830.0

HM231100								
Series								
HM231140	5.7500	2.2300	HM231110	9.3125	1.7500	2.25	109.0	179.0
	146.050	56.642		236.538	44.450	57.150	485.0	795.0

Taper Roller Bearings



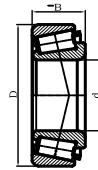
Cone Number	Bore Diameter	Cone Width	Cup Number	Outside Diameter	Cup Width	Bearing Width	Basic Load Ratings	
	B	W ₁		D	W ₀	W	Dynamic	Static
	Inch/mm			Inch/mm			Cr (lbs/kN)	Cor (lbs/kN)
HM231148	5.8750	2.2300	HM231115B	9.5000	1.7500	2.25	109.0	179.0
	149.225	56.642		241.300	44.450	57.150	485.0	795.0
HM231149	5.8750	2.2300					109.0	179.0
	149.225	56.642					485.0	795.0

M231600								
Series								
M231648	6.0000	1.8437	M231610	8.7500	1.3750	1.8437	69.5	129.0
	152.400	46.830		222.250	34.925	46.830	310.0	570.0
M231649	6.0000	1.8437					69.5	129.0
	152.400	46.830					310.0	570.0

M235100								
Series								
M235145	6.5000	1.8125	M235113	10.0000	1.3125	1.8125	89.0	145.0
	165.100	46.038		254.000	33.338	46.038	395.0	645.0

M236800								
Series								
M236845	6.8750	2.1250	M236810	10.2500	1.6250	2.125	99.0	180.0
	174.625	53.975		260.350	41.275	53.975	440.0	800.0
M236848	7.0000	2.1250	M236810	10.2500	1.6250	2.125	99.0	180.0
	177.800	53.975		260.350	41.275	53.975	440.0	800.0

Taper Roller Bearings



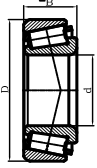
Cone Number	Bore Diameter	Cone Width	Cup Number	Outside Diameter	Cup Width	Bearing Width	Basic Load Ratings	
	B	W ₁		D	W ₀	W	Dynamic	Static
	Inch/mm			Inch/mm			Cr (lbs/kN)	Cor (lbs/kN)
M236849	7.0000	2.1250	M236810	10.2500	1.6250	2.125	99.0	180.0
	177.800	53.975		260.350	41.275	53.975	440.0	800.0

HM237500								
Series								
HM237523	6.3120	2.5000	HM237510	11.3750	1.8750	2.5	150.0	236.0
	160.325	63.500		288.925	47.625	63.500	665.0	1050.0
HM237535	6.5000	2.5000	HM237510B	11.3750	1.8750	2.5	150.0	236.0
	165.100	63.500		288.925	47.625	63.500	665.0	1050.0
HM237542	6.8750	2.5000	HM237513	11.4163	1.8898	2.5	150.0	236.0
	174.625	63.500		289.974	48.000	63.500	665.0	1050.0
HM237545	7.0000	2.5000					150.0	236.0
	177.800	63.500					665.0	1050.0

HH234000								
Series								
HH234048	6.0000	3.6875	HH234010	12.1250	2.6250	3.5	103.0	197.0
	152.400	93.662	307.975	66.675	6.800		460.0	875.0

M238800								
Series								
M238840	7.0000	2.1875	M238810	10.6250	1.6875	2.1875	103.0	197.0
	177.800	55.562		269.875	42.862	55.562	460.0	875.0

Taper Roller Bearings



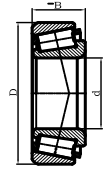
Cone Number	Bore Diameter	Cone Width	Cup Number	Outside Diameter	Cup Width	Bearing Width	Basic Load Ratings	
	B	W ₁		D	W ₀	W	Dynamic Cr (lbs/kN)	Static Cor (lbs/kN)
	Inch/mm			Inch/mm				
M238849	7.3750 187.325	2.1875 55.562	M238810	10.6250 269.875	1.6875 42.862	2.1875 55.562	103.0 460.0	197.0 875.0

LM241100								
Series								
LM241149	8.0000 203.200	1.6875 42.862	LM241110	10.8750 276.225	1.3438 34.133	1.6875 42.862	81.5 365.0	157.0 695.0

M241500								
Series								
M241543	7.8750 200.025	2.2813 57.945	M241510	11.5000 292.100	1.8125 46.038	2.2813 57.945	118.0 525.0	227.0 1010.0
M241547	8.0000 203.200	2.2813 57.945					118.0 525.0	227.0 1010.0
M241549	8.0625 204.788	2.2813 57.945					118.0 525.0	227.0 1010.0

244000								
Series								
EE244180	18.0000 457.200	2.8750 73.025	244235	23.5000 596.9	2.1250 53.975	3 3.300	251.0 1120.0	580.0 2590.0

Taper Roller Bearings



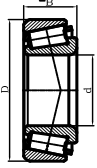
Cone Number	Bore Diameter	Cone Width	Cup Number	Outside Diameter	Cup Width	Bearing Width	Basic Load Ratings	
	B	W ₁		D	W ₀	W	Dynamic Cr (lbs/kN)	Static Cor (lbs/kN)
	Inch/mm			Inch/mm				
M244200								
Series								
M244249	8.6875	2.4375	M244210	12.3750	1.9375	2.4375	135.0	264.0
	220.662	61.912		314.325	49.212	61.912	600.0	1170.0

LL244500								
Series								
LL244549	9.1250	0.8465	LL244510	10.5625	0.7283	0.8858	29.2	72.0
	231.775	21.500		268.288	18.500	22.500	130.0	320.0

M246900								
Series								
M246942	9.1250	2.5625	M246910	13.2500	2.0000	2.5625	160.0	315.0
	231.775	65.088		336.550	50.800	65.088	710.0	1410.0
M246949	9.3437	2.5625					160.0	315.0
	237.330	65.088					710.0	1410.0

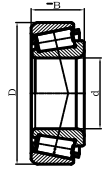
H247500								
Series								
H247535	7.8750	4.4375	H247510	15.1250	3.5625	4.4375	320.0	600.0
	200.025	112.712		384.175	90.488	112.712	1430.0	2660.0
H247549	9.2500	4.4375					320.0	600.0
	234.950	112.712					1430.0	2660.0

Taper Roller Bearings



Cone Number	Bore Diameter	Cone Width	Cup Number	Outside Diameter	Cup Width	Bearing Width	Basic Load Ratings	
	B	W ₁		D	W ₀	W	Dynamic Cr (lbs/kN)	Static Cor (lbs/kN)
	Inch/mm			Inch/mm				
LM249700								
Series								
LM249748	10.0000 254.000	1.6875 42.862	LM244710	13.6875 347.662	1.2500 31.750	1.75 44.450	105.0 465.0	182.0 810.0
M249700								
Series								
M249732	9.0000 228.600	2.8125 71.438	M249710	14.1250 358.775	2.1250 53.975	2.8125 71.438	182.0 810.0	370.0 1640.0
M249749	10.0000 254.000	2.8125 71.438	M249710B	14.1250 358.775	2.1250 53.975	2.8125 71.438	182.0 810.0	370.0 1640.0
HM252300								
Series								
HM252348	10.2500 260.350	3.1406 79.771	HM252310	16.6250 422.275	2.6250 66.675	3.3906 86.121	74.7 332.0	42.5 189.0
M252300								
Series								
M252330	9.2500 234.950	2.9375 74.612	M252310	15.0000 381.000	2.2500 57.150	2.9375 74.612	247.0 1100.0	375.0 1670.0
M252337	9.7500 247.650	2.9375 74.612					247.0 1100.0	375.0 1670.0

Taper Roller Bearings



Cone Number	Bore Diameter	Cone Width	Cup Number	Outside Diameter	Cup Width	Bearing Width	Basic Load Ratings	
	B	W ₁		D	W ₀	W	Dynamic	Static
	Inch/mm			Inch/mm			Cr (lbs/kN)	Cor (lbs/kN)
M252349	10.6250	2.9375					247.0	375.0
	269.875	74.612					1100.0	1670.0

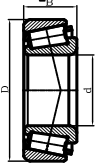
HM256800								
Series								
HM256849	11.8125	3.2500	HM256810	16.6250	2.5000	3.25	230.0	470.0
	300.038	82.550		422.275	63.500	82.550	1020.0	2090.0

HM259000								
Series								
HM259048	12.5000	3.3750	HM259010	17.6250	2.6875	3.375	256.0	525.0
	317.500	85.725		447.675	68.262	85.725	1140.0	2330.0

HM261000								
Series								
HM261049	13.1250	3.5625	HM261010	18.5000	2.8125	3.5625	310.0	650.0
	333.375	90.488		469.900	71.438	90.488	1370.0	2890.0

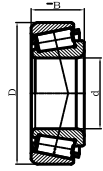
HM262700								
Series								
HM262748	13.6250	3.7500	HM262710	19.2500	2.9375	3.75	310.0	655.0
	346.075	95.250		488.950	74.612	95.250	1390.0	2920.0

Taper Roller Bearings



Cone Number	Bore Diameter	Cone Width	Cup Number	Outside Diameter	Cup Width	Bearing Width	Basic Load Ratings	
	B	W ₁		D	W ₀	W	Dynamic Cr (lbs/kN)	Static Cor (lbs/kN)
		Inch/mm		Inch/mm				
LL264600								
Series								
LL264648	14.7500	1.1250	LL264610	17.0000	0.8125	1.125	55.0	143.0
	374.650	28.575		431.800	20.638	28.575	246.0	635.0
HM266400								
Series								
HM266446	15.0000	4.1250	HM266410	21.5000	3.2500	4.125	385.0	825.0
	381.000	104.775		546.100	82.550	104.775	1720.0	3700.0
HM266448	15.1250	4.1250	HM266413	21.6515	3.2500	4.125	385.0	825.0
	384.175	104.775		549.948	82.550	104.775	1720.0	3700.0
HM267100								
Series								
HM267146	15.0000	4.1250	HM267110	19.2500	2.9375	4.25	505.0	930.0
	381.000	104.775		488.950	74.612	107.950	2240.0	4150.0
HM267148	15.1250	4.1250					505.0	930.0
	384.175	104.775					2240.0	4150.0
M268700								
Series								
M268730	15.0000	4.5000	M268710	23.2500	3.5000	4.5	465.0	1020.0
	381.000	114.300		590.550	88.900	114.300	2070.0	4550.0

Taper Roller Bearings



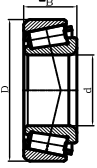
Cone Number	Bore Diameter	Cone Width	Cup Number	Outside Diameter	Cup Width	Bearing Width	Basic Load Ratings	
	B	W ₁		D	W ₀	W	Dynamic	Static
	Inch/mm			Inch/mm			Cr (lbs/kN)	Cor (lbs/kN)
M268749	16.3750	4.5000					465.0	1020.0
	415.925	114.300					2070.0	4550.0

LM272200								
Series								
LM272235	18.0000	3.3750	LM272210	24.2500	2.6250	3.375	335.0	820.0
	457.200	85.725		615.950	66.675	85.725	1490.0	3650.0
LM272249	19.0000	3.3750					335.0	820.0
	482.600	85.725					1490.0	3650.0

H307700								
Series								
JH307749	2.1654	1.5354	JH307710	4.3307	1.2598	1.5354	38.5	48.5
	55.000	39.000		110.000	32.000	39.000	171.0	216.0

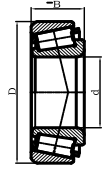
HM318400								
Series								
JHM318448	3.5433	1.7323	JHM318410	6.1024	1.3976	1.7323	60.5	86.0
	90.000	44.000		155.000	35.500	44.000	269.0	380.0

Taper Roller Bearings



Cone Number	Bore Diameter	Cone Width	Cup Number	Outside Diameter	Cup Width	Bearing Width	Basic Load Ratings	
	B	W ₁		D	W ₀	W	Dynamic Cr (lbs/kN)	Static Cor (lbs/kN)
		Inch/mm		Inch/mm				
H337800								
Series								
H337837	6.3120	3.0709	H337810	11.3750	2.5591	3.0709	192.0	345.0
	160.325	78.000		288.925	65.000	78.000	855.0	1530.0
M348400								
Series								
M348448WS	9.7500	2.5000	M348410	13.6250	2.0000	2.5	156.0	310.0
	247.650	63.500		346.075	50.800	63.500	695.0	1390.0
M348449	9.7500	2.5000					156.0	310.0
	247.650	63.500					695.0	1390.0
M349500								
Series								
M349549	10.1250	2.2500	M349510	13.5000	1.7500	2.25	134.0	277.0
	257.175	57.150		342.900	44.450	57.150	595.0	1230.0
M349549A	10.1250	2.2500					134.0	277.0
	257.175	57.150					595.0	1230.0
350000								
Series								
EE350701	7.0000	3.7500	351687	16.8758	2.4375	4.1875	250.0	320.0
	117.800	92.250		428.625	61.912	106.362	1110.0	1430.0

Taper Roller Bearings

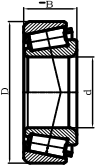


Cone Number	Bore Diameter	Cone Width	Cup Number	Outside Diameter	Cup Width	Bearing Width	Basic Load Ratings	
	B	W ₁		D	W ₀	W	Dynamic Cr (lbs/kN)	Static Cor (lbs/kN)
		Inch/mm		Inch/mm				
EE350750	7.5000	3.7500					250.0	320.0
	190.500	92.250					1110.0	1430.0

L357000								
Series								
L357049	12.0000	2.0000	L357010	15.5000	1.5000	2	117.0	256.0
	304.800	50.800		393.700	38.100	50.800	520.0	1140.0
			L357019B	15.943	1.500	2.000		
				404.950	38.100	50.800		

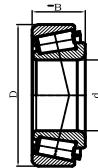
H414200								
Series								
H414235	2.5000	1.6250	H414210	5.3750	1.2500	1.625	50.0	64.5
	63.500	41.275		136.525	31.750	41.275	222.0	287.0
H414242	2.6250	1.6250	H414210B	5.3750	1.2500	1.625	50.0	64.5
	66.675	41.275		136.525	31.750	41.275	222.0	287.0
H414245	2.6875	1.6250					50.0	64.5
	68.262	41.275					222.0	287.0
H414249	2.8125	1.6250					50.0	64.5
	71.438	41.275					222.0	287.0

Taper Roller Bearings



Cone Number	Bore Diameter	Cone Width	Cup Number	Outside Diameter	Cup Width	Bearing Width	Basic Load Ratings	
	B	W ₁		D	W ₀	W	Dynamic Cr (lbs/kN)	Static Cor (lbs/kN)
		Inch/mm		Inch/mm				
H415600								
Series								
JH415647	2.9528 75.000	2.0079 51.000	JH415610	5.7087 145.000	1.6235 42.000	2.0079 51.000	64.0 285.0	91.0 405.0
LL428300								
Series								
LL428349	5.5000 139.700	0.8125 20.638	LL428310	7.1250 180.975	0.6563 16.670	0.8438 21.433	21.7 96.5	41.5 184.0
L432300								
Series								
L432348	6.2500 158.750	0.9375 23.812	L432310	8.0938 205.583	0.7188 18.258	0.9375 23.812	28.5 127.0	56.0 249.0
L432349	6.2500 158.750	0.9375 23.812					28.5 127.0	56.0 249.0
435000								
Series								
EE435102	10.2500 260.350	3.3125 84.138	435165	16.5000 419.1	2.4375 61.912	3.375 3.300	217.0 965.0	390.0 1740.0

Taper Roller Bearings

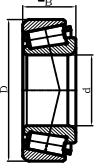


Cone Number	Bore Diameter	Cone Width	Cup Number	Outside Diameter	Cup Width	Bearing Width	Basic Load Ratings	
	B	W ₁		D	W ₀	W	Dynamic Cr (lbs/kN)	Static Cor (lbs/kN)
	Inch/mm			Inch/mm				
450000								
Series								
EE450601	6.0000	3.6875	451212	12.1250	2.4375	3.5	192.0	284.0
	152.400	93.662		307.975	61.912	6.800	855.0	1260.0

LM451300								
Series								
LM451345	10.3750	2.2500	LM451310	14.0000	1.7500	2.25	138.0	293.0
	263.525	57.150	355.6	44.450	3.300		615.0	1300.0
LM451349	10.5000	2.2500	LM451310B	14.0000	1.7500	2.25	138.0	293.0
	266.700	57.150		355.6	44.450	3.300	615.0	1300.0
LM451349A	10.5000	2.2500					138.0	293.0
	266.700	57.150					615.0	1300.0
LM451349A	10.5000	2.2500					138.0	293.0
X	266.700	57.150					615.0	1300.0

HH506300								
Series								
HH506348	1.9375	1.7500	HH506310	4.5000	1.4200	1.75	44.5	55.5
	49.212	44.450		114.3	36.068	3.300	198.0	248.0
HH506349	1.9680	1.7500					44.5	55.5
	49.987	44.450					198.0	248.0

Taper Roller Bearings

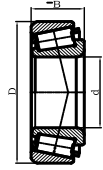


Cone Number	Bore Diameter	Cone Width	Cup Number	Outside Diameter	Cup Width	Bearing Width	Basic Load Ratings	
	B	W ₁		D	W ₀	W	Dynamic	Static
	Inch/mm			Inch/mm			Cr (lbs/kN)	Cor (lbs/kN)
M511900								
Series								
JM511945	2.5591 65.000	1.1811 30.000	JM511910	4.3307 110.000	0.8858 22.500	1.1024 28.000	25.3 113.0	36.5 163.0
JM511946	2.5591 65.000	1.1024 28.000					25.3 113.0	36.5 163.0

M515600								
Series								
JM515649	3.1496 80.000	1.3386 34.000	JM515610	5.1181 130.000	1.2220 28.500	1.378 35.000	37.0 164.0	55.0 245.0

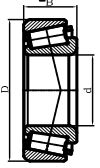
HM516400								
Series								
HM516442	3.0000 76.200	1.5625 39.688	HM516410	5.2500 133.350	1.2813 32.545	1.5625 39.688	55.0 245.0	78.5 350.0
HM516448	3.2500 82.550	1.5625 39.688	HM516414B	5.3750 136.525	1.2813 32.545	1.5625 39.688	55.0 245.0	78.5 350.0
HM516449	3.2500 82.550	1.5625 39.688					55.0 245.0	78.5 350.0
HM516449A	3.2500 82.550	1.5625 39.688					55.0 245.0	78.5 350.0

Taper Roller Bearings



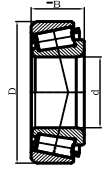
Cone Number	Bore Diameter	Cone Width	Cup Number	Outside Diameter	Cup Width	Bearing Width	Basic Load Ratings	
	B	W ₁		D	W ₀	W	Dynamic Cr (lbs/kN)	Static Cor (lbs/kN)
Inch/mm		Inch/mm			Inch/mm		Cr (lbs/kN)	Cor (lbs/kN)
HM518400								
Series								
HM518445	3.5000	1.5625	HM518410	6.0000	1.1875	1.5625	25.3	36.5
	88.900	39.688		152.400	30.162	39.688	113.0	163.0
L521900								
Series								
L521945	4.0000	0.8438	L521910	5.7500	0.6563	0.8438	19.3	37.0
	101.600	21.433		146.050	16.670	21.433	85.5	164.0
L521949	4.2500	0.8438	L521914	6.0000	0.6563	0.8438	19.3	37.0
	107.950	21.433		152.400	16.670	21.433	85.5	164.0
LM522500								
Series								
LM522546	4.2500	1.3750	LM522510	6.2987	1.0625	1.375	38.0	73.5
	107.950	34.925		159.987	26.988	34.925	170.0	325.0
LM522548	4.3302	1.3750					38.0	73.5
	109.987	34.925					170.0	325.0
LM522549	4.3302	1.3750					38.0	73.5
	109.987	34.925					170.0	325.0

Taper Roller Bearings



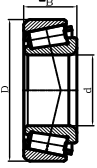
Cone Number	Bore Diameter	Cone Width	Cup Number	Outside Diameter	Cup Width	Bearing Width	Basic Load Ratings	
	B	W ₁		D	W ₀	W	Dynamic Cr (lbs/kN)	Static Cor (lbs/kN)
		Inch/mm		Inch/mm				
HM522600								
Series								
JHM522649	4.3307	1.8110	JHM522610	7.0866	1.4961	1.8504	67.5	106.0
	110.000	46.000		180.000	38.000	47.000	300.0	475.0
JHM522649A	4.3307	1.1811					67.5	106.0
	110.000	46.000					300.0	475.0
526000								
Series								
EE526130	13.0000	3.1562	526190	19.0000	2.3750	3.375	310.0	555.0
	330.200	80.167		482.600	60.325	85.725	1370.0	2470.0
			526190B	19.000	2.375	3.375		
				482.600	60.325	85.725		
M533300								
Series								
M533349S	6.5000	1.7323	M533310	9.1339	1.4173	1.7717	77.0	141.0
	165.100	44.000		232.000	36.000	45.000	345.0	625.0
HM534100								
Series								
JHM534149	6.6929	1.4961	JHM534110	9.0551	1.2205	1.5354	62.0	114.0
	170.000	38.000	230	31.000	2.500		277.0	570.0

Taper Roller Bearings



Cone Number	Bore Diameter	Cone Width	Cup Number	Outside Diameter	Cup Width	Bearing Width	Basic Load Ratings	
	B	W ₁		D	W ₀	W	Dynamic Cr (lbs/kN)	Static Cor (lbs/kN)
	Inch/mm			Inch/mm				
HM535300								
Series								
HM535349	6.7500	2.6250	HM535310	10.2500	2.0625	2.625	120.0	228.0
	171.450	66.675		260.350	52.388	66.675	530.0	1010.0
543000								
Series								
543085	8.5000	1.2500	543114	11.4177	0.8750	1.25	45.5	89.0
	215.900	31.750		290.010	22.225	31.750	202.0	395.0
543086	8.6602	1.2500					45.5	89.0
	219.969	31.750					202.0	395.0
544000								
Series								
544090	9.0000	1.2500	544116	11.6250	0.9375	1.3125	46.5	93.0
	228.600	31.750		295.275	23.812	33.338	207.0	415.0
544091	9.1250	1.2500	544118	11.8125	0.9375	1.3125	46.5	93.0
	231.775	31.750		300.038	23.812	33.338	207.0	415.0
LM545800								
Series								
LM545845	9.1250	1.9375	LM545810	12.3750	1.4375	1.9375	103.0	202.0
	231.775	49.212		314.325	36.512	49.212	460.0	900.0

Taper Roller Bearings

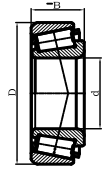


Cone Number	Bore Diameter	Cone Width	Cup Number	Outside Diameter	Cup Width	Bearing Width	Basic Load Ratings	
	B	W ₁		D	W ₀	W	Dynamic Cr (lbs/kN)	Static Cor (lbs/kN)
		Inch/mm		Inch/mm				
LM545848	9.2460	2.1250					103.0	202.0
	234.848	53.973					460.0	900.0
LM545849	9.2500	1.9375					103.0	202.0
	234.950	49.212					460.0	900.0
LM545849A	9.2500	1.9375					103.0	202.0
	234.950	49.212					460.0	900.0

L555200								
Series								
L555233	11.0000	1.8750	L555210	14.7500	1.3750	1.875	105.0	228.0
	279.400	47.625		374.650	34.925	47.625	470.0	1020.0
L555249	11.5000	1.8750					105.0	228.0
	292.100	47.625					470.0	1020.0

LM565900								
Series								
LM565943	14.7500	3.3125	LM565910	20.5625	2.4375	3.375	274.0	575.0
	374.650	84.138		522.287	61.912	85.724	1220.0	2550.0
LM565946	14.8750	3.3125	LM565912	20.6250	2.4375	3.375	274.0	575.0
	377.825	84.138		523.875	61.912	85.724	1220.0	2550.0
LM565949	15.0000	3.3125					274.0	575.0
	381.000	84.138					1220.0	2550.0

Taper Roller Bearings



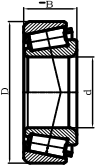
Cone Number	Bore Diameter	Cone Width	Cup Number	Outside Diameter	Cup Width	Bearing Width	Basic Load Ratings	
	B	W ₁		D	W ₀	W	Dynamic Cr (lbs/kN)	Static Cor (lbs/kN)
	Inch/mm			Inch/mm				
LM603000								
Series								
LM603049	1.7812 45.242	0.7812 19.842	LM603011	3.0625 77.788	0.5937 15.080	0.7812 19.842	12.3 55.0	15.6 69.5
			LM603012	3.063 77.788	0.656 16.667	0.844 21.430		
			LM603014	3.149 79.974	0.594 15.080	0.781 19.842		

L610500								
Series								
L610549	2.5000 63.500	0.7500 19.050	L610510	3.7188 94.458	0.5938 15.083	0.75 19.050	13.1 58.5	22.1 98.0

M612900								
Series								
JM612949	2.7559 70.000	1.1417 29.000	JM612910	4.5276 115.000	0.9055 23.000	1.1417 29.000	27.5 122.0	38.0 169.0

LM613400								
Series								
LM613449	2.7500 69.850	0.8660 21.996	LM613410	4.4375 112.712	0.6250 15.875	0.875 22.225	18.7 83.5	25.2 112.0

Taper Roller Bearings



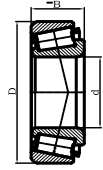
Cone Number	Bore Diameter	Cone Width	Cup Number	Outside Diameter	Cup Width	Bearing Width	Basic Load Ratings	
	B	W ₁		D	W ₀	W	Dynamic	Static
	Inch/mm			Inch/mm			Cr (lbs/kN)	Cor (lbs/kN)
			LM613410B	4.438	0.625	0.875		
				112.712	15.875	22.225		

HM617000								
Series								
HM617049	3.3750	1.6875	HM617010	5.5960	1.3438	1.6875	47.0	77.0
	85.725	42.862		142.138	34.133	42.862	210.0	340.0

L623100								
Series								
L623149	4.5000	0.8438	L623110	6.0000	0.6563	0.8438	19.8	39.0
	114.300	21.433		152.400	16.670	21.433	88.0	173.0

L624500								
Series								
L624549	4.7500	0.8438	L624510	6.3125	0.6563	0.8438	20.5	41.5
	120.650	21.433		160.338	16.670	21.433	91.0	185.0
			L624510B	6.313	0.656	0.844		
				160.338	16.670	21.433		

Taper Roller Bearings



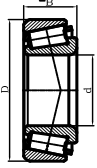
Cone Number	Bore Diameter	Cone Width	Cup Number	Outside Diameter	Cup Width	Bearing Width	Basic Load Ratings	
	B	W ₁		D	W ₀	W	Dynamic Cr (lbs/kN)	Static Cor (lbs/kN)
	Inch/mm			Inch/mm				
HM624700								
Series								
HM624749	4.7500	1.8125	HM624710	7.5000	1.3750	1.8125	71.5	117.0
	120.650	46.038		190.500	34.925	46.038	315.0	520.0

L630300								
Series								
L630349	6.0000	0.9449	L630310	7.5625	0.7480	0.9843	34.5	70.0
	152.400	24.000		192.088	19.000	25.000	153.0	310.0
L630349	6.0000	0.9449	L630310B	7.5625	0.7480	0.9843	34.5	70.0
	152.400	24.000		192.088	19.000	25.000	153.0	310.0

LL639200								
Series								
LL639249	7.7500	0.9062	LL639210	9.5000	0.6875	0.9375	36.0	74.0
	196.850	23.017		241.300	17.462	23.812	160.0	330.0

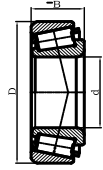
640000								
Series								
EE640191	19.2390	3.7188	640260	26.0000	2.7500	3.6875	350.0	725.0
	488.671	94.458		660.400	69.850	93.662	1550.0	3200.0
EE640192	19.2500	3.7188					350.0	725.0
	488.950	94.458					1550.0	3200.0

Taper Roller Bearings



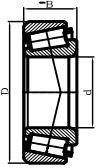
Cone Number	Bore Diameter	Cone Width	Cup Number	Outside Diameter	Cup Width	Bearing Width	Basic Load Ratings	
	B	W ₁		D	W ₀	W	Dynamic Cr (lbs/kN)	Static Cor (lbs/kN)
	Inch/mm			Inch/mm				
LM654600								
Series								
LM654642	11.0229	2.5625	LM654610	14.9960	1.9375	2.5625	149.0	350.0
	279.982	65.088		380.898	49.212	65.088	660.0	1550.0
LM654649	11.2500	2.5625	LM654610B	14.9960	1.9375	2.5625	149.0	350.0
	285.750	65.088		380.898	49.212	65.088	660.0	1550.0
L659600								
Series								
L659649	13.0000	1.8750	L659610	16.3750	1.4375	1.875	128.0	289.0
	330.200	47.625		415.925	36.512	47.625	570.0	1290.0
LM665900								
Series								
LM665949	15.1875	3.2500	LM665910	20.2500	2.5000	3.25	128.0	289.0
	385.762	82.550		514.350	63.500	82.550	570.0	1290.0
LM665949A	15.1875	3.2500					128.0	289.0
	385.762	82.550					570.0	1290.0
LM710900								
Series								
„LM710949	2.5591	0.9055	„LM710910	4.1339	0.7283	0.9449	128.0	289.0
	65.000	23.000		105.000	18.500	24.000	570.0	1290.0

Taper Roller Bearings



Cone Number	Bore Diameter	Cone Width	Cup Number	Outside Diameter	Cup Width	Bearing Width	Basic Load Ratings	
	B	W ₁		D	W ₀	W	Dynamic Cr (lbs/kN)	Static Cor (lbs/kN)
	Inch/mm			Inch/mm				
LM714100								
Series								
JLM714149	2.9528	0.9843	JLM714110	4.5276	0.7480	0.9843	22.0	32.5
	75.000	25.000		115.000	19.000	25.000	98.0	143.0
M714200								
Series								
JM714249	2.9528	1.1614	JM714210	4.7244	0.9843	1.2205	29.4	44.0
	75.000	29.500		120.000	25.000	31.000	131.0	196.0
JM714249A	2.9528	1.1614	JM714210A	4.7244	0.9843	1.2205	29.4	44.0
	75.000	29.500		120.000	25.000	31.000	131.0	196.0
H715300								
Series								
H715332	2.3750	1.8125	H715310	5.5000	1.4375	1.8125	50.0	79.0
	60.325	46.038		139.700	36.512	46.038	221.0	350.0
H715332S	2.3750	1.8125	H715310B	5.5000	1.4375	1.8125	50.0	79.0
	60.325	46.038		139.700	36.512	46.038	221.0	350.0
H715334	2.4375	1.8125	H715311	5.3750	1.4375	1.8125	50.0	79.0
	61.912	46.038		136.525	36.512	46.038	221.0	350.0
H715336	2.5000	1.8125					50.0	79.0
	63.500	46.038					221.0	350.0

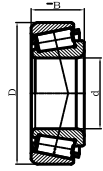
Taper Roller Bearings



Cone Number	Bore Diameter	Cone Width	Cup Number	Outside Diameter	Cup Width	Bearing Width	Basic Load Ratings	
	B	W ₁		D	W ₀	W	Dynamic	Static
	Inch/mm			Inch/mm			Cr (lbs/kN)	Cor (lbs/kN)
H715340	2.5625	1.8125					50.0	79.0
	65.088	46.038					221.0	350.0
H715341	2.6250	1.8125					50.0	79.0
	66.675	46.038					221.0	350.0
H715343	2.6875	1.8125					50.0	79.0
	68.262	46.038					221.0	350.0
H715345	2.8125	1.8125					50.0	79.0
	71.438	46.038					221.0	350.0
H715346	3.0000	1.8125					50.0	79.0
	76.200	46.038					221.0	350.0
H715348	3.0625	1.8125					50.0	79.0
	77.788	46.038					221.0	350.0

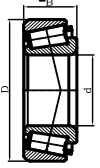
M716600								
Series								
JM716648	3.3465	1.1417	JM716610	5.1181	0.9449	1.1811	30.5	48.0
	85.000	29.000		130.000	24.000	30.000	135.0	214.0
JM716649	3.3465	1.1417	JM716610B	5.1181	0.9449	1.1811	30.5	48.0
	85.000	29.000		130.000	24.000	30.000	135.0	214.0

Taper Roller Bearings



Cone Number	Bore Diameter	Cone Width	Cup Number	Outside Diameter	Cup Width	Bearing Width	Basic Load Ratings	
	B	W ₁		D	W ₀	W	Dynamic Cr (lbs/kN)	Static Cor (lbs/kN)
	Inch/mm			Inch/mm				
M718100								
Series								
JM718149	3.5433	1.3386	JM718110	5.7087	1.0630	1.378	41.0	61.0
	90.000	34.000		145.000	27.000	35.000	183.0	270.0
JM718149A	3.5433	1.3386					41.0	61.0
	90.000	34.000					183.0	270.0
LM718900								
Series								
LM718947	3.6210	1.1811	LM718910	5.6250	0.8661	1.1811	29.6	42.5
	91.973	30.000		142.875	22.000	30.000	132.0	189.0
M719100								
Series								
JM719149	3.7402	1.3386	JM719113	5.9055	1.0630	1.378	37.5	56.5
	95.000	34.000		150.000	27.000	35.000	167.0	252.0
HM720200								
Series								
JHM720249	3.9370	1.5748	JHM720210	6.2992	1.2598	1.6142	52.0	81.5
	100.000	40.000		160.000	32.000	41.000	230.0	360.0

Taper Roller Bearings



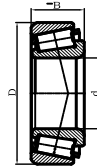
Cone Number	Bore Diameter	Cone Width	Cup Number	Outside Diameter	Cup Width	Bearing Width	Basic Load Ratings	
	B	W ₁		D	W ₀	W	Dynamic Cr (lbs/kN)	Static Cor (lbs/kN)
	Inch/mm			Inch/mm				
M720200								
Series								
JM720249	3.9370	1.3780	JM720210	6.1024	1.1024	1.4173	42.5	68.5
	100.000	35.000		155.000	28.000	36.000	189.0	305.0

722000								
Series								
EE722110	11.0000	3.6875	722185	18.5000	2.7500	3.75	279.0	470.0
	279.400	93.662		469.900	68.850	95.250	1240.0	2100.0
EE722115	11.5000	3.6875					279.0	470.0
	292.100	93.662					1240.0	2100.0

M734400								
Series								
JM734445	6.2992	1.7520	JM734410	9.4488	1.4567	1.1811	79.0	148.0
	160.000	44.500		240.000	37.000	46.000	350.0	660.0
JM734449	6.6929	1.7520					79.0	148.0
	170.000	44.500					350.0	660.0

M736100								
Series								
JM736149	7.0866	1.7717	JM736110	9.8425	1.4567	1.8504	81.0	155.0
	180.000	45.000		250.000	37.000	47.000	360.0	690.0

Taper Roller Bearings



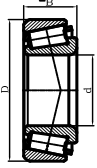
Cone Number	Bore Diameter	Cone Width	Cup Number	Outside Diameter	Cup Width	Bearing Width	Basic Load Ratings	
	B	W ₁		D	W ₀	W	Dynamic	Static
	Inch/mm			Inch/mm			Cr (lbs/kN)	Cor (lbs/kN)
JM736149AS	7.0866	1.7717					81.0	155.0
	180.000	45.000					360.0	690.0

M738200								
Series								
JM738249	7.4803	1.7323	JM738210	10.2362	1.4370	1.1811	80.5	158.0
	190.000	44.000		260.000	36.500	46.000	355.0	700.0
JM738249A	7.4803	1.7323					80.5	158.0
	190.000	44.000					355.0	700.0

LM739700								
Series								
LM739749	7.7500	1.5625	LM739710	10.1250	1.1875	1.5625	60.5	
	196.850	39.688		257.175	30.162	39.688	269.0	142.0
			LM739719	10.500	1.188	1.563		630.0
				266.700	30.162	39.688		

LM742700								
Series								
LM742745	8.3750	1.8125	LM742710	11.2500	1.3750	1.8125	81.5	176.0
	212.725	46.038		285.750	34.925	46.038	360.0	785.0
LM742749	8.5000	1.8125	LM742710B	11.2500	1.3750	1.8125	81.5	176.0
	215.900	46.038		285.750	34.925	46.038	360.0	785.0

Taper Roller Bearings



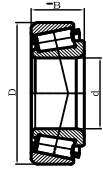
Cone Number	Bore Diameter	Cone Width	Cup Number	Outside Diameter	Cup Width	Bearing Width	Basic Load Ratings	
	B	W ₁		D	W ₀	W	Dynamic Cr (lbs/kN)	Static Cor (lbs/kN)
	Inch/mm			Inch/mm				
LM742749A	8.5000 215.900	1.8125 46.038					81.5 360.0	176.0 785.0

LM757000								
Series								
LM757049	12.0000 304.800	2.5000 63.500	LM757010	16.0000 406.400	1.8750 47.625	2.5 63.500	152.0 675.0	340.0 1510.0
LM757049AA	12.0000 304.800	2.5000 63.500	SLM757010B	16.0000 406.400	1.8750 47.625	2.5 63.500	152.0 675.0	340.0 1510.0

LL758700								
Series								
LL758744	12.7500 323.850	1.1250 28.575	LL758715	15.0000 381.000	0.8125 20.638	1.125 28.575	50.0 222.0	133.0 590.0

LM770900								
Series								
LM770945	17.7500 450.850	3.3125 84.138	LM770910	23.7500 603.250	2.3750 60.325	3.375 85.725	297.0 1320.0	670.0 2980.0
LM770949	18.0000 457.200	3.3125 84.138					297.0 1320.0	670.0 2980.0

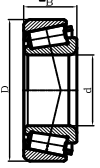
Taper Roller Bearings



Cone Number	Bore Diameter	Cone Width	Cup Number	Outside Diameter	Cup Width	Bearing Width	Basic Load Ratings	
	B	W ₁		D	W ₀	W	Dynamic Cr (lbs/kN)	Static Cor (lbs/kN)
	Inch/mm			Inch/mm				
LM772700								
Series								
LM772748	19.2500	3.3125	LM772710	24.9950	2.4375	3.3125	315.0	735.0
	488.950	84.138		634.873	61.912	84.137	1390.0	3250.0

HM807000								
Series								
HM807035	1.6250	1.4375	HM807010	4.1250	1.1250	1.4375	32.0	43.5
	41.275	36.512		104.775	28.575	36.512	141.0	194.0
HM807040	1.7500	1.4375	HM807011	4.1250	1.1250	1.4375	32.0	43.5
	44.450	36.512		104.775	28.575	36.512	141.0	194.0
HM807044	1.9375	1.4375	JHM807012	4.1339	1.1417	1.4517	32.0	43.5
	49.212	36.512		105.000	29.000	36.873	141.0	194.0
HM807046	2.0000	1.4375					32.0	43.5
	50.800	36.512					141.0	194.0
HM807048	2.1452	1.4375					32.0	43.5
	54.448	36.512					141.0	194.0
HM807049	2.1250	1.4375					32.0	43.5
	53.975	36.512					141.0	194.0
HM807049A	2.1250	1.4375					32.0	43.5
	53.975	36.512					141.0	194.0
JHM807045	1.9685	1.4173	HM807010	4.1250	1.1250	1.4425	32.0	43.5
	50.000	36.000		104.775	28.575	36.640	141.0	194.0

Taper Roller Bearings



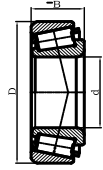
Cone Number	Bore Diameter	Cone Width	Cup Number	Outside Diameter	Cup Width	Bearing Width	Basic Load Ratings	
	B	W ₁		D	W ₀	W	Dynamic	Static
	Inch/mm			Inch/mm			Cr (lbs/kN)	Cor (lbs/kN)
			HM807011	4.125	1.125	1.443		
				104.775	28.575	36.640		
			JHM807012	4.134	1.142	1.457		
				105.000	29.000	37.000		

L812100								
Series								
L812148	2.6250	0.6930	L812111	4.0635	0.4720	0.693	15.3	19.7
	66.675	17.602		103.213	11.989	17.602	68.0	88.0

LM813000								
Series								
JLM813049	2.7559	0.9843	JLM813010	4.3307	0.8071	1.0236	21.4	33.0
	70.000	25.000		110.000	20.500	26.000	95.0	146.0

HM813800								
Series								
HM813839	2.3617	1.4375	HM813810	5.0000	1.0625	1.4375	36.0	50.0
	59.987	36.512		127.000	26.988	36.512	160.0	223.0
HM813840	2.1875	1.4375	HM813811	5.0000	1.0625	1.4375	36.0	50.0
	55.562	36.512		127.000	26.988	36.512	160.0	223.0
HM813841	2.3750	1.4375					36.0	50.0
	60.325	36.512					160.0	223.0

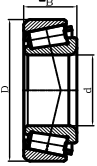
Taper Roller Bearings



Cone Number	Bore Diameter	Cone Width	Cup Number	Outside Diameter	Cup Width	Bearing Width	Basic Load Ratings	
	B	W ₁		D	W ₀	W	Dynamic Cr (lbs/kN)	Static Cor (lbs/kN)
	Inch/mm			Inch/mm				
HM813841A	2.3750	1.4375					36.0	50.0
	60.325	36.512					160.0	223.0
HM813842	2.5000	1.4375					36.0	50.0
	63.500	36.512					160.0	223.0
HM813842A	2.5000	1.4375					36.0	50.0
	63.500	36.512					160.0	223.0
HM813844	2.6250	1.4375					36.0	50.0
	66.675	36.512					160.0	223.0
HM813846	2.7500	1.4375					36.0	50.0
	69.850	36.512					160.0	223.0
HM813849	2.8125	1.4375					36.0	50.0
	71.438	36.512					160.0	223.0

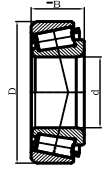
HH814500 Series								
Series								
HH814542	2.3750	2.0750	HH814510	6.0000	1.6250	2.075	61.5	82.0
	60.325	52.705		152.400	41.275	52.705	275.0	365.0
HH814547	2.6250	2.2500					61.5	82.0
	66.675	57.150					275.0	365.0

Taper Roller Bearings



Cone Number	Bore Diameter	Cone Width	Cup Number	Outside Diameter	Cup Width	Bearing Width	Basic Load Ratings	
	B	W ₁		D	W ₀	W	Dynamic Cr (lbs/kN)	Static Cor (lbs/kN)
		Inch/mm		Inch/mm				
LM814800								
Series								
LM814849	3.0625 77.788	1.0000 25.400	LM814810	4.6250 117.475	0.7500 19.050	1 25.400	22.4 99.5	36.0 160.0
			LM814810B	4.625 117.475	0.750 19.050	1.000 25.400		
M822000								
Series								
JM822049	4.3307 110.000	1.3780 35.000	JM822010	6.4961 165.000	1.0433 26.500	1.378 35.000	42.5 189.0	69.5 310.0
HH840200								
Series								
HH840249	7.5000 190.500	3.7500 95.250	HH840210	13.2500 336.550	2.8750 73.025	3.875 98.425	227.0 1010.0	405.0 1790.0
HM840400								
Series								
JHM840449	7.8740 62	2.4409 3.5000	JHM840410	11.8110 2.5	2.0079 289.0000	2.5591 273.0000	135.0 600.0	247.0 1100.0

Taper Roller Bearings

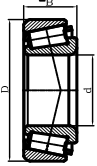


Cone Number	Bore Diameter	Cone Width	Cup Number	Outside Diameter	Cup Width	Bearing Width	Basic Load Ratings	
	B	W ₁		D	W ₀	W	Dynamic Cr (lbs/kN)	Static Cor (lbs/kN)
H859000	Inch/mm			Inch/mm				
Series								
H859049	12.3750	4.6875	H859010	19.5000	3.5000	4.75	385.0	825.0
	314.325	119.062		495.300	88.900	120.650	1720.0	3650.0

L860000								
Series								
L860048	13.0000	1.8750	L860010	16.3750	1.3750	1.875	98.5	235.0
	330.200	47.625		415.925	34.925	47.625	435.0	1040.0
L860049	13.0000	1.8750					98.5	235.0
	330.200	47.625					435.0	1040.0

HM911200								
Series								
HM911242	2.1250	1.3125	HM911210	5.1250	0.9375	1.4375	32.0	37.0
	53.975	33.338		130.175	23.812	36.512	142.0	165.0
HM911245	2.3750	1.3125	JHM911211	5.1181	0.8917	1.4375	32.0	37.0
	60.325	33.338		130.000	22.650	36.512	142.0	165.0
HM911249	2.4375	1.3125	HM911216	5.3143	0.8641	1.4119	32.0	37.0
	61.912	33.338		134.983	21.948	35.862	142.0	165.0
JHM911244	2.3622	1.2175	HM911210	5.1250	0.9375	1.3425	32.0	37.0
	60.000	30.924		130.175	23.812	34.100	142.0	165.0

Taper Roller Bearings

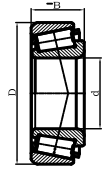


Cone Number	Bore Diameter	Cone Width	Cup Number	Outside Diameter	Cup Width	Bearing Width	Basic Load Ratings	
	B	W ₁		D	W ₀	W	Dynamic Cr (lbs/kN)	Static Cor (lbs/kN)
Inch/mm			Inch/mm					
			JHM911211	5.118 130.000	0.892 22.650	1.343 34.100		
			HM911216	5.314 134.983	0.864 21.948	1.317 33.449		

H913800								
Series								
H913840	2.3617 59.987	1.5625 39.688	H913810	5.7500 146.050	1.0000 25.400	1.625 41.275	43.5 193.0	51.0 226.0
H913842	2.4375 61.912	1.5625 39.688	JH913811	5.9055 150.000	1.0000 25.400	1.625 41.275	43.5 193.0	51.0 226.0
JH913848	2.7559 70.000	1.5625 39.688					43.5 193.0	51.0 226.0
H913849	2.7500 69.850	1.5625 39.688					43.5 193.0	51.0 226.0

HH914400								
Series								
HH914447	2.5000 63.500	2.1250 53.975	HH914412	7.0000 117.800	1.4688 37.308	2.25 57.150	71.5 320.0	82.0 365.0
HH914449	2.6250 66.675	2.1250 53.975					71.5 320.0	82.0 365.0

Taper Roller Bearings



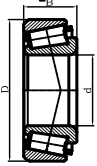
Cone Number	Bore Diameter	Cone Width	Cup Number	Outside Diameter	Cup Width	Bearing Width	Basic Load Ratings	
	B	W ₁		D	W ₀	W	Dynamic Cr (lbs/kN)	Static Cor (lbs/kN)
	Inch/mm			Inch/mm				
H916600								
Series								
H916642	2.7554	2.0938	H916610	6.9375	1.4375	2.1563	71.5	90.0
	69.987	53.183		176.212	36.512	54.770	320.0	400.0

H919900								
Series								
H919942	3.3125	1.9291	H919911	7.6250	1.3582	2.0472	69.0	89.5
	84.138	49.000		193.675	34.498	52.000	305.0	395.0

HH923600								
Series								
HH923649	4.0000	2.8750	HH923610	9.8750	2.0000	3	128.0	160.0
	101.600	73.025		250.825	50.800	76.200	570.0	715.0
HH923611	9.8750	2.0000					128.0	160.0
	250.825	50.800					570.0	715.0

HH926700								
Series								
HH926744	4.5000	3.2500	HH926710	10.7500	2.1250	3.25	171.0	219.0
	114.300	32.550		273.050	53.975	82.550	760.0	975.0
HH926749	4.7500	3.2500	HH926716	11.0000	2.1250	3.25	171.0	219.0
	120.650	32.550		279.400	53.975	82.550	760.0	975.0

Taper Roller Bearings



Cone Number	Bore Diameter	Cone Width	Cup Number	Outside Diameter	Cup Width	Bearing Width	Basic Load Ratings	
	B	W ₁		D	W ₀	W	Dynamic Cr (lbs/kN)	Static Cor (lbs/kN)
		Inch/mm		Inch/mm				
HM926700								
Series								
HM926740	4.5000	1.9460	HM926710	9.0000	1.5000	2.125	92.0	132.0
	114.300	49.428		228.600	38.100	53.975	410.0	585.0
HM926747	5.0000	1.9460					92.0	132.0
	127.000	49.428					410.0	585.0
HM926749	5.0312	1.9460					92.0	132.0
	127.792	49.428					410.0	585.0

HH932100								
Series								
HH932132	5.0000	3.2500	HH932110	12.0000	2.2500	3.5	184.0	253.0
	127.000	82.550		304.800	57.150	88.900	820.0	1130.0
HH932145	5.7500	3.2500	HH932115	12.2500	2.2500	3.5	184.0	253.0
	146.050	82.550		311.150	57.150	88.900	820.0	1130.0

H936300								
Series								
H936349	6.6250	3.1250	H936310	13.0000	2.1250	3.375	193.0	278.0
	168.275	79.375		330.200	53.975	85.725	860.0	1240.0

Taper Roller Bearings TSF TYPE

Cone Number	Bore Diameter	Cone Width	Cup Number	Outside Diameter	Cup Width
	B	W ₁		D	W ₀
	Inch/mm			Inch/mm	
365	1.9685	0.8750	362B	3.5433	0.6250
	50.000	22.225		90.000	15.875
385	2.1654	0.8640	382B	3.8125	0.7018
	55.000	21.946		96.838	17.826
390	2.2500	0.8660	394AB	4.3307	0.7411
	57.150	21.996		110.000	18.824
395CS	2.0000	1.1542	394AB	4.3307	0.7411
	50.800	29.317		110.000	18.824
395ES	2.6250	1.2060	394AB	4.3307	0.7411
	66.675	30.632		110.000	18.824
455	2.0000	1.1542	453B	4.2500	0.8750
	50.800	29.317		107.950	22.225
475	2.1654	1.1420	472B	4.7244	0.9542
	55.000	29.007		120.000	24.237
495	3.2500	1.1720	493B	5.3750	0.8750
	82.550	29.769		136.525	22.225
525	1.5000	1.4200	522	4.0000	1.0625
	38.100	36.068		101.600	26.988
537	2.0000	1.4550	532B	4.3750	1.1875
	50.800	36.957		111.125	30.162
554	2.4375	1.4440	552B	4.8750	1.1875
	61.912	36.678		123.825	30.162

Taper Roller Bearings TSF TYPE

Bearing Width	Basic Load Ratings		Flange Diameter	Flange Width	Bearing Standout
	Dynamic	Static			
W	Cr	Cor	D _f	W _f	T
Inch/mm	(lbs/kN)	(lbs/kN)	Inch/mm		
0.7874	17.1	20.2	3.7268	0.1875	0.3499
20.000	76.0	90.0	94.661	4.762	8.887
0.8268	16.8	20.6	3.996	0.1875	0.3125
21.000	74.5	91.5	101.498	4.762	7.938
0.8661	18.3	24.1	4.5147	0.187	0.312
22.000	81.5	107.0	114.673	4.750	7.925
0.8661	25.0	32.0	4.5147	0.187	0.369
22.000	111.0	142.0	114.673	4.750	9.373
0.8661	18.3	24.1	4.5147	0.187	0.652
22.000	81.5	107.0	114.673	4.750	16.561
1.0938	25.0	32.0	4.464	0.2188	0.4376
27.783	111.0	142.0	113.386	5.558	11.115
1.173	26.5	36.0	4.9384	0.218	0.4368
29.794	118.0	160.0	125.435	5.537	11.095
1.1875	28.5	41.5	5.589	0.218	0.5305
30.162	127.0	186.0	141.961	5.537	13.475
1.375	30.0	36.5	4.246	0.25	0.5625
34.925	133.0	163.0	107.848	6.350	14.288
1.5	31.5	39.5	4.621	0.25	0.5625
38.100	140.0	175.0	117.373	6.350	14.288
1.5	35.0	48.0	5.121	0.25	0.5625
38.100	156.0	213.0	130.073	6.350	14.288

Taper Roller Bearings TSF TYPE

Cone Number	Bore Diameter	Cone Width	Cup Number	Outside Diameter	Cup Width
	B	W ₁		D	W ₀
Inch/mm		Inch/mm		Inch/mm	
554	2.4375	1.4440	553BA	5.0000	1.3750
	61.912	36.678		127.000	34.925
565	2.5000	1.4240	563B	5.0000	1.1250
	63.500	36.170		127.000	28.575
575	3.0000	1.4212	572B	5.5115	1.1250
	76.200	36.098		139.992	28.575
590A	3.0000	1.4300	592B	6.0000	1.3125
	76.200	36.322		152.400	30.162
615	1.7500	1.6250	612B	4.7500	1.2500
	44.450	41.275		120.650	31.750
615	1.7500	1.6250	613B	4.7500	1.3750
	44.450	41.275		120.650	34.925
636	2.1250	1.6250	632B	5.3750	1.2500
	53.975	41.275		136.525	31.750
655	2.7500	1.6250	652B	6.0000	1.2500
	69.850	41.275		152.400	31.750
662	3.1875	1.5000	652B	6.000	1.250
	80.962	38.100		152.400	31.750
677	3.3750	1.6250	672B	6.6250	1.1875
	85.725	41.275		168.275	30.162
740	3.1875	1.8375	742B	5.9090	1.4375
	80.962	46.672		150.089	36.512

Taper Roller Bearings TSF TYPE

Bearing Width	Basic Load Ratings		Flange Diameter	Flange Width	Bearing Standout
	Dynamic	Static			
W	Cr	Cor	D _f	W _f	T
Inch/mm	(lbs/kN)	(lbs/kN)	Inch/mm		
1.406	35.0	48.0	5.246	0.25	0.281
35.712	156.0	213.0	133.248	6.350	7.137
1.4375	36.0	50.5	5.246	0.25	0.5625
36.512	161.0	225.0	133.248	6.350	14.288
1.4375	38.0	50.5	5.7575	0.25	0.5625
36.512	161.0	225.0	146.240	6.350	14.288
1.5625	40.0	61.5	6.246	0.25	0.625
39.688	178.0	274.0	158.648	6.350	15.875
1.625	38.5	47.5	5.0272	0.2812	0.6562
41.275	171.0	212.0	127.691	7.142	16.667
1.625	38.5	47.5	5.0272	0.25	0.5
41.275	171.0	212.0	127.691	6.350	12.700
1.625	43.5	58.5	5.652	0.281	0.656
41.275	193.0	260.0	143.561	7.137	16.662
1.625	46.0	66.0	6.2772	0.2812	0.6562
41.275	205.0	293.0	159.441	7.142	16.667
1.500	46.0	66.0	6.277	0.281	0.531
38.100	205.0	293.0	159.441	7.142	13.492
1.625	50.0	76.5	6.903	0.2812	0.7187
41.275	221.0	340.0	175.336	7.142	18.255
1.75	58.5	81.0	6.217	0.3125	0.625
44.450	260.0	360.0	157.912	7.938	15.875

Taper Roller Bearings TSF TYPE

Cone Number	Bore Diameter	Cone Width	Cup Number	Outside Diameter	Cup Width
	B	W ₁		D	W ₀
Inch/mm		Inch/mm		Inch/mm	
755	3.0000	1.9000	752B	6.3750	1.5000
	76.200	48.260		161.925	38.100
776	3.5000	1.8900	772B	7.1250	1.5000
	88.900	48.006		180.975	38.100
795	4.7500	1.8750	792B	8.1250	1.3750
	120.650	47.625		206.375	34.925
835	2.7500	2.2190	832B	6.6250	1.6250
	69.850	56.363		168.275	41.275
855	3.5000	2.2650	854B	7.5000	1.7500
	88.900	57.531		190.500	44.450
896	5.3750	2.2500	892B	9.0000	1.7500
	136.525	57.150		228.600	44.450
936	4.2500	2.6250	932B	8.3750	2.1250
	107.950	66.675		212.725	53.975
3767	2.0625	1.1930	3720B	3.6718	0.9375
	52.388	30.302		93.264	23.812
3975	2.0000	1.1830	3920B	4.4375	0.9375
	50.800	30.048		112.712	23.812
6460	2.8750	2.1350	6420B	5.8750	1.7500
	73.025	54.229		149.225	44.450
6559C	3.2500	2.1693	6535B	6.3750	1.6875
	82.550	55.100		161.925	42.862

Taper Roller Bearings TSF TYPE

Bearing Width	Basic Load Ratings		Flange Diameter	Flange Width	Bearing Standout
	Dynamic	Static			
W	Cr	Cor	D _f	W _f	T
Inch/mm	(lbs/kN)	(lbs/kN)	Inch/mm		
1.875	60.5	86.0	6.683	0.312	0.687
47.625	269.0	380.0	169.748	7.925	17.450
1.875	64.0	96.5	7.433	0.3125	0.6875
47.625	284.0	430.0	188.798	7.938	17.462
1.875	70.0	116.0	8.4336	0.3125	0.8125
47.625	310.0	515.0	214.213	7.938	20.638
2.125	76.5	104.0	6.996	0.375	0.875
53.975	340.0	460.0	177.698	9.525	22.225
2.25	85.5	125.0	7.871	0.375	0.875
57.150	380.0	555.0	199.923	9.525	22.225
2.25	98.0	162.0	9.371	0.375	0.875
57.150	435.0	720.0	238.023	9.525	22.225
2.625	104.0	151.0	8.8085	0.4375	0.9375
66.675	460.0	670.0	223.736	11.112	23.812
1.1875	22.1	29.0	3.8558	0.1875	0.4375
30.162	98.0	129.0	97.937	4.762	11.112
1.1875	25.3	36.5	4.621	0.1875	0.4375
30.162	113.0	163.0	117.373	4.762	11.112
2.125	64.0	91.0	6.1835	0.3125	0.6875
53.975	285.0	405.0	157.061	7.938	17.462
2.125	68.5	103.0	6.75	0.3125	0.75
53.975	305.0	460.0	171.450	7.938	19.050

Taper Roller Bearings TSF TYPE

Cone Number	Bore Diameter	Cone Width	Cup Number	Outside Diameter	Cup Width
	B	W ₁		D	W ₀
	Inch/mm			Inch/mm	
8573	9.0000	2.0625	8520B	12.8750	1.4375
	228.600	52.388		327.025	36.512
9380	3.0000	1.8125	9321B	6.750	1.250
	76.200	46.038		171.450	31.750
JP10044	3.7402	0.8858	JP10010B	5.7087	0.6890
	95.000	22.500		145.000	17.500
27684	3.0000	1.0000	27620B	4.9375	0.7813
	76.200	25.400		125.412	19.845
29580	2.3622	1.0000	29520B	4.2500	0.7500
	60.000	25.400		107.950	19.050
29580	2.3622	1.0000	29521B	4.3307	0.7500
	60.000	25.400		110.000	19.050
29675	2.7500	1.0000	29620B	4.4375	0.7500
	69.850	25.400		122.712	19.050
33225	2.2500	1.1875	33462B	4.6250	0.9375
	57.150	30.162		117.475	23.812
34274	2.7540	0.9060	34478B	4.7812	0.6875
	69.952	23.012		121.442	17.462
36690	5.7500	1.1250	36620B	7.6250	0.9063
	146.050	28.575		193.675	23.020
37425	4.2500	0.8440	37625B	6.2500	0.6250
	107.950	21.438		158.750	15.875

Taper Roller Bearings TSF TYPE

Bearing Width	Basic Load Ratings		Flange Diameter	Flange Width	Bearing Standout
	Dynamic	Static			
W	Cr	Cor	D _r	W _r	T
Inch/mm	(lbs/kN)	(lbs/kN)	Inch/mm		
2.0625	104.0	208.0	13.246	0.375	1
52.388	465.0	925.0	336.448	9.525	25.400
1.938	57.0	69.0	7.062	0.313	1.000
49.212	255.0	310.0	179.375	7.938	25.400
0.9449	23.9	34.0	5.9843	0.1575	0.4134
24.000	106.0	151.0	152.000	4.000	10.500
1	22.1	35.0	5.1211	0.1875	0.4062
25.400	98.5	156.0	130.076	4.762	10.317
1	20.5	31.0	4.4022	0.1563	0.4063
25.400	91.5	138.0	111.816	3.970	10.320
1	20.5	31.0	4.4803	0.1563	0.4063
25.400	91.5	138.0	113.800	3.970	10.320
1	21.4	33.5	4.59	0.1563	0.4063
25.400	95.5	149.0	116.586	3.970	10.320
1.1875	25.3	38.0	4.8084	0.1875	0.4375
30.162	113.0	169.0	122.133	4.762	11.112
0.9688	19.1	26.5	4.9648	0.1875	0.4688
24.608	85.0	118.0	126.106	4.762	11.908
1.125	37.5	78.5	7.7772	0.1563	0.375
28.575	167.0	350.0	197.541	3.970	9.525
0.9063	21.8	35.0	6.4336	0.1875	0.4688
23.020	97.0	157.0	163.413	4.762	11.908

Taper Roller Bearings TSF TYPE

Cone Number	Bore Diameter	Cone Width	Cup Number	Outside Diameter	Cup Width
	B	W ₁		D	W ₀
	Inch/mm			Inch/mm	
39250	2.5000	0.8661	39412B	4.125	0.625
	63.500	22.000		104.775	15.875
39573	2.0000	1.1875	39520B	4.4375	0.9375
	50.800	30.162		112.712	23.812
42346	3.4630	1.1406	42587B	5.8750	0.9688
	87.960	28.971		149.225	24.608
42687	3.0000	1.2205	42620B	5.0000	0.8750
	76.200	31.000		127.000	22.225
46780	6.2500	1.5625	46720B	8.8750	1.3125
	39.688	3.500		225.425	33.338
47685	3.2500	1.3125	47620B	5.2500	1.0313
	82.550	33.338		133.350	26.195
47890	3.6250	1.3750	47825B	5.6250	1.0313
	92.075	34.925		142.875	26.195
48286	4.8750	1.5000	48220B	7.1875	1.3125
	123.825	38.100		182.562	33.338
48385	5.2500	1.5625	48320B	7.5000	1.3125
	133.350	39.688		190.500	33.338
48684	5.6250	1.5625	48620B	7.8750	1.3437
	142.875	39.688		200.025	34.130
49576	1.7500	1.2500	49520B	4.0000	1.0000
	44.450	31.750		101.600	25.400

Taper Roller Bearings TSF TYPE

Bearing Width	Basic Load Ratings		Flange Diameter	Flange Width	Bearing Standout
	Dynamic	Static			
W	Cr	Cor	D _f	W _f	T
Inch/mm	(lbs/kN)	(lbs/kN)	Inch/mm		
0.844	17.7	22.9	4.308	0.188	0.406
21.433	79.0	102.0	109.433	4.762	10.320
1.1875	31.0	43.5	4.6523	0.2188	0.4688
30.162	138.0	194.0	118.168	5.558	11.908
1.25	30.5	47.5	6.0898	0.2188	0.5
31.750	136.0	210.0	154.681	5.558	12.700
1.1875	28.9	41.5	5.246	0.2188	0.5313
30.162	129.0	185.0	133.248	5.558	13.495
1.625	57.0	124.0	9.0898	0.2188	0.5313
41.275	253.0	555.0	230.881	5.558	13.495
1.3125	35.0	53.5	5.465	0.2188	0.5
33.338	155.0	238.0	138.811	5.558	12.700
1.3125	37.0	60.5	5.871	0.3125	0.5937
33.338	165.0	269.0	149.123	7.938	15.080
1.5625	50.5	97.0	7.4335	0.25	0.5
39.688	224.0	430.0	188.811	6.350	12.700
1.5625	53.0	106.0	7.7148	0.2188	0.4688
39.688	236.0	475.0	195.956	5.558	11.908
1.625	53.5	109.0	8.0898	0.2187	0.5
41.275	238.0	485.0	205.481	5.555	12.700
1.25	24.7	30.5	4.2148	0.2188	0.4688
31.750	110.0	135.0	107.056	5.558	11.908

Taper Roller Bearings TSF TYPE

Cone Number	Bore Diameter	Cone Width	Cup Number	Outside Diameter	Cup Width
	B	W ₁		D	W ₀
	Inch/mm			Inch/mm	
52375	3.7500	1.4219	52637B	6.3750	1.0313
	95.250	36.116		161.925	26.195
55175C	1.7500	1.0594	55437B	4.3750	0.8125
	44.450	26.909		111.125	20.638
56418	4.1875	1.4375	56650B	6.5000	1.0625
	106.362	36.512		165.100	26.988
59200	2.0000	1.4375	59414B	4.1250	1.1250
	50.800	36.512		104.775	28.575
59200	2.0000	1.4375	59429B	4.2900	1.0625
	50.800	36.512		108.966	26.988
64432	4.3297	1.6250	64700B	7.0000	1.1875
	109.974	41.275		177.800	30.162
65385	1.7500	1.7500	65320B	4.5000	1.3750
	44.450	44.450		114.300	34.925
65200	2.0000	1.7500	65500B	5.0000	1.3750
	50.800	44.450		127.000	34.925
66200	2.0000	1.2500	66462B	4.6250	0.9375
	50.800	31.750		117.475	23.812
67388	5.0000	1.8125	67320B	8.0000	1.5000
	127.000	46.038		203.200	38.100
67388	5.0000	1.8125	67322B	7.7500	1.5000
	127.000	46.038		196.850	38.100

Taper Roller Bearings TSF TYPE

Bearing Width	Basic Load Ratings		Flange Diameter	Flange Width	Bearing Standout
	Dynamic	Static			
W	Cr	Cor	D _r	W _r	T
Inch/mm	(lbs/kN)	(lbs/kN)	Inch/mm		
1.4375	41.5	67.0	6.621	0.25	0.6562
36.512	186.0	298.0	168.173	6.350	16.667
1.1875	23.4	31.0	4.5938	0.2188	0.5938
30.162	104.0	137.0	116.683	5.558	15.083
1.4375	42.5	69.5	6.746	0.25	0.625
36.512	189.0	310.0	171.348	6.350	15.875
1.4375	31.5	39.0	4.6063	0.1563	0.4688
36.512	140.0	1740.0	117.000	3.970	11.907
1.375	31.5	39.0	4.536	0.25	0.5625
34.925	140.0	1740.0	115.214	6.350	14.287
1.625	52.0	83.5	7.2772	0.2813	0.7188
41.275	231.0	370.0	184.841	7.145	18.258
1.75	41.0	49.5	4.7772	0.2813	0.6563
44.450	183.0	221.0	121.341	7.145	16.670
1.75	45.0	58.0	5.2772	0.2813	0.6563
44.450	200.0	258.0	134.041	7.145	16.670
1.3125	28.3	33.0	4.875	0.25	0.625
33.338	126.0	147.0	123.825	6.350	15.875
1.8125	68.5	122.0	8.2772	0.2813	0.5938
46.038	305.0	540.0	210.241	7.145	15.083
1.8125	68.5	122.0	8.0272	0.2813	0.5938
46.038	305.0	540.0	203.891	7.145	15.083

Taper Roller Bearings TSF TYPE

Cone Number	Bore Diameter	Cone Width	Cup Number	Outside Diameter	Cup Width
	B	W ₁		D	W ₀
Inch/mm		Inch/mm		Inch/mm	
67780	6.5000	1.8750	67720B	9.7500	1.5000
	165.100	47.625		247.650	38.100
67883	7.2500	1.8438	67820B	10.5000	1.5000
	184.150	46.833		266.700	38.100
67983	8.0000	1.8125	67920B	11.1250	1.4375
	203.200	46.038		282.575	36.512
68450	4.5000	1.2500	68712B	7.1250	1.0000
	114.300	31.750		180.975	25.400
71412	4.1250	1.9375	71750B	7.5000	1.3750
	104.775	74.212		190.500	34.925
74500	5.0000	1.8750	74850B	8.5000	1.3750
	127.000	47.625		215.900	34.925
77350	3.5000	1.9000	77675B	6.7500	1.5000
	88.900	48.260		171.450	38.100
82550	5.5000	2.2300	82050B	9.5000	1.7500
	139.700	56.642		241.300	44.450
87737	7.3750	1.8750	87111B	11.1250	1.4375
	187.325	47.625		282.575	36.512
93708	7.0856	2.5000	93125B	12.5000	1.8125
	179.974	63.500		317.500	46.038
94649	6.5000	2.5000	94113B	11.3750	1.8750
	165.100	63.500		288.925	47.625

Taper Roller Bearings TSF TYPE

Bearing Width	Basic Load Ratings		Flange Diameter	Flange Width	Bearing Standout
	Dynamic	Static			
W	Cr	Cor	D _f	W _f	T
Inch/mm	(lbs/kN)	(lbs/kN)	Inch/mm		
1.875	75.5	152.0	10.0272	0.2813	0.6563
47.625	335.0	680.0	254.691	7.145	16.670
1.875	78.5	165.0	10.7772	0.2813	0.6563
47.625	350.0	735.0	273.741	7.145	16.670
1.8125	80.0	173.0	11.4022	0.2813	0.6563
46.038	355.0	770.0	289.616	7.145	16.670
1.375	37.0	53.0	7.4022	0.2813	0.6563
34.925	164.0	237.0	188.016	7.145	16.670
1.875	67.5	106.0	7.808	0.3125	0.8125
47.625	300.0	470.0	198.323	7.938	20.638
1.875	71.5	121.0	8.8084	0.3125	0.8125
47.625	315.0	535.0	223.733	7.938	20.638
1.875	62.0	91.0	7.0584	0.3125	0.6875
47.625	276.0	405.0	179.283	7.938	17.462
2.25	97.0	162.0	9.871	0.375	0.875
57.150	430.0	720.0	250.723	9.525	22.225
2	79.5	133.0	11.496	0.375	0.9375
50.800	355.0	595.0	292.000	9.525	23.812
2.5	135.0	251.0	12.934	0.4375	1.125
63.500	600.0	1120.0	328.524	11.112	28.575
2.5	121.0	207.0	11.8084	0.4375	1.0625
63.500	535.0	925.0	299.933	11.112	26.988

Taper Roller Bearings TSF TYPE

Cone Number	Bore Diameter	Cone Width	Cup Number	Outside Diameter	Cup Width
	B	W ₁		D	W ₀
	Inch/mm			Inch/mm	
95475	4.7500	2.5000	95925B	9.2500	1.9375
	120.650	63.500		234.950	49.212
96900	9.0000	2.6250	96140B	14.0000	1.8750
	228.600	66.675		355.600	47.625
98316	3.1496	1.9375	98788B	7.8740	1.3750
	80.000	49.212		200.000	34.925
99550	5.0000	2.6250	99100B	10.0000	1.8750
	127.000	66.675		254.000	47.625
EE128111	11.0312	2.6643	128160B	16.0000	2.1250
	280.192	67.673		406.400	53.975
HH221430	3.0000	2.2650	HH221410B	7.5000	1.8125
	76.200	57.531		190.500	46.038
HM231140	5.7500	2.2300	HM231115B	9.5000	1.7500
	146.050	56.642		241.300	44.450
EE231400	14.0000	2.6250	232200B	20.0000	2.0000
	355.600	66.675		508.000	50.800
HM237532	6.3120	2.5000	HM237510B	11.3750	1.8750
	160.325	63.500		288.925	47.625
M249732	9.0000	2.8125	M249710B	14.1250	2.1250
	228.600	71.438		358.775	53.975
L357049	12.0000	2.0000	L357019B	15.943	1.500
	304.800	50.800		404.950	38.100

Taper Roller Bearings TSF TYPE

Bearing Width	Basic Load Ratings		Flange Diameter	Flange Width	Bearing Standout
	Dynamic	Static			
W	Cr	Cor	D _r	W _r	T
Inch/mm	(lbs/kN)	(lbs/kN)	Inch/mm		
2.5	121.0	207.0	9.6834	0.4375	1
63.500	535.0	925.0	245.958	11.112	25.400
2.6875	141.0	276.0	14.434	0.4375	1.25
68.262	625.0	1230.0	366.624	11.112	31.750
2.0772	75.5	101.0	8.25	0.375	1.0772
52.761	335.0	450.0	209.550	9.525	27.361
2.625	120.0	197.0	10.432	0.4375	1.1875
66.675	535.0	880.0	264.973	11.112	30.162
2.75	206.0	400.0	16.496	0.5	1.125
69.850	915.0	1780.0	418.998	12.700	28.575
2.25	97.0	132.0	7.871	0.4375	0.875
57.150	430.0	590.0	199.923	11.112	22.225
2.25	109.0	179.0	9.871	0.375	0.875
57.150	485.0	795.0	250.723	9.525	22.225
2.9375	203.0	410.0	20.5586	0.5625	1.5
74.612	900.0	1830.0	522.188	14.288	38.100
2.5	150.0	236.0	11.8084	0.4375	1.0625
63.500	665.0	1050.0	299.933	11.112	26.988
2.8125	182.0	370.0	14.625	0.5	1.1875
71.438	810.0	1640.0	371.475	12.700	30.162
2.000	117.0	256.0	16.532	0.375	0.875
50.800	520.0	1140.0	419.923	9.525	22.225

Taper Roller Bearings TSF TYPE

Cone Number	Bore Diameter	Cone Width	Cup Number	Outside Diameter	Cup Width
	B	W ₁		D	W ₀
Inch/mm		Inch/mm		Inch/mm	
H414235	2.5000	1.6250	H414210B	5.3750	1.2500
	63.500	41.275		136.525	31.750
LM451345	10.3750	2.2500	LM451310	14.0000	1.7500
	263.525	57.150		355.6	44.450
HM516442	3.0000	1.5625	HM516414B	5.3750	1.2813
	76.200	39.688		136.525	32.545
EE526130	13.0000	3.1562	526190B	19.000	2.375
	330.200	80.167		482.600	60.325
LM545849	9.2500	1.9375			
	234.950	49.212			
LM613449	2.7500	0.8660	LM613410B	4.438	0.625
	69.850	21.996		112.712	15.875
L624549	4.7500	0.8438	L624510B	6.313	0.656
	120.650	21.433		160.338	16.670
L630349	6.0000	0.9449	L630310B	7.5625	0.7480
	152.400	24.000		192.088	19.000
LM654642	11.0229	2.5625	LM654610B	14.9960	1.9375
	279.982	65.088		380.898	49.212
H715332	2.3750	1.8125	H715310B	5.5000	1.4375
	60.325	46.038		139.700	36.512
JM716648	3.3465	1.1417	JM716610B	5.1181	0.9449
	85.000	29.000		130.000	24.000

Taper Roller Bearings TSF TYPE

Bearing Width	Basic Load Ratings		Flange Diameter	Flange Width	Bearing Standout
	Dynamic	Static			
W	Cr	Cor	D _r	W _r	T
Inch/mm	(lbs/kN)	(lbs/kN)	Inch/mm		
1.625	50.0	64.5	5.655	1.28	0.655
41.275	222.0	287.0	143.637	7.112	16.637
2.25	138.0	293.0	14.375	0.375	0.875
3.300	615.0	1300.0	365.125	9.525	22.225
1.5625	55.0	78.5	5.6875	0.2038	0.485
39.688	245.0	350.0	144.462	5.177	12.319
3.375	310.0	555.0	19.621	0.625	1.625
85.725	1370.0	2470.0	498.373	15.875	41.275
	103.0	202.0	13.3125	0.325	0.825
	460.0	900.0	338.137	8.255	20.955
0.875	18.7	25.2	4.688	0.188	0.438
22.225	83.5	112.0	119.062	4.762	11.112
0.844	20.5	41.5	6.465	0.156	0.344
21.433	91.0	185.0	164.203	3.970	8.733
0.9843	34.5	70.0	7.7705	0.1562	0.3925
25.000	153.0	310.0	197.371	3.967	9.970
2.5625	149.0	350.0	15.371	0.375	1
65.088	660.0	1550.0	390.423	9.525	25.400
1.8125	50.0	79.0	6	0.3125	0.6875
46.038	221.0	350.0	152.400	7.938	17.462
1.1811	30.5	48.0	5.3346	0.2188	0.455
30.000	135.0	214.0	135.500	5.558	11.557

Taper Roller Bearings TSF TYPE

Cone Number	Bore Diameter	Cone Width	Cup Number	Outside Diameter	Cup Width
	B	W_1		D	W_0
	Inch/mm			Inch/mm	
LM742745	8.3750	1.8125	LM742710B	11.2500	1.3750
	212.725	46.038		285.750	34.925
LM757049	12.0000	2.5000	SLM757010B	16.0000	1.8750
	304.800	63.500		406.400	47.625
LM814849	3.0625	1.0000	LM814810B	4.625	0.750
	77.788	25.400		117.475	19.050

Taper Roller Bearings TSF TYPE

Bearing Width	Basic Load Ratings		Flange Diameter	Flange Width	Bearing Standout
	Dynamic	Static			
W	Cr	Cor	D _f	W _f	T
Inch/mm	(lbs/kN)	(lbs/kN)	Inch/mm		
1.8125	81.5	176.0	11.5624	0.3125	0.75
46.038	360.0	785.0	293.685	7.938	19.050
2.5	152.0	340.0	16.5	0.375	1
63.500	675.0	1510.0	419.100	9.525	25.400
1.000	22.4	36.0	4.808	0.188	0.438
25.400	99.5	160.0	122.133	4.762	11.112

Taper Roller Bearings TDI-TDQ TYPE

Cone Number	Bore Diameter	Cone Width	Cup Number	Outside Diameter	Cup Width
	B	W ₁		D	W ₀
Inch/mm				Inch/mm	
48200					
Series					
48290D	5	3	48220	7.1875	3
	127	76.2		182.562	76.2
48290D	5	—	48220	7.1875	6.25
	127	—		182.562	158.75
			48220D	7.1875	—
				182.562	—

48600					
Series					
48680D	5.5	2.9688	48620	7.875	3.0625
	139.7	75.408		200.025	77.788
48680D	5.5	—	48620	7.875	6.3126
	139.7	—		200.025	160.34
			48620D	7.875	—
				200.025	—

67300					
Series					
67391DW	5.125	3.75	67322	7.75	3.625
	130.175	95.25		196.85	92.075

Taper Roller Bearings

TDI-TDQ TYPE

Bearing Width	Basic Load Ratings			
	Two Row		Four Row	
W	Dynamic Cr	Static Cor	Dynamic Cr	Static Cor
Inch/mm	(lbs/kN)	(lbs/kN)	(lbs/kN)	(lbs/kN)
—	86.0	194.0	148.0	390.0
—	385.0	865.0	655.0	1730.0
6.25	86.0	194.0	148.0	390.0
158.75	385.0	865.0	655.0	1730.0
—				
—				

—	92.0	219.0	157.0	440.0
—	410.0	975.0	700.0	1950.0
6.1876	92.0	219.0	157.0	440.0
157.165	410.0	975.0	700.0	1950.0
—				
—				

—	117.0	244.0	201.0	485.0
—	520.0	1080.0	895.0	2170.0

Taper Roller Bearings TDI-TDQ TYPE

Cone Number	Bore Diameter	Cone Width	Cup Number	Outside Diameter	Cup Width
	B	W ₁		D	W ₀
Inch/mm		Inch/mm		Inch/mm	
67391DW	5.125	—	67322	7.75	7.875
	130.175	—		196.85	200.025
			67323D	7.75	—
				196.85	—

67700					
Series					
67790D	7	3.5625	67720	9.75	3.5625
	177.8	90.488		247.65	90.488
67791DW	7	—	67720	9.75	7.5625
	177.8	—		247.65	192.087
			67721D	9.75	—
				247.65	—

67800					
Series					
67885D	7.5	3.5313	67820	10.5	3.5625
	190.5	89.695		266.7	90.488
67885D	7.5	—	67820	10.5	7.4375
	190.5	—		266.7	188.912
			67820D	10.5	—
				266.7	—

Taper Roller Bearings TDI-TDQ TYPE

Bearing Width	Basic Load Ratings			
	Two Row		Four Row	
W	Dynamic	Static	Dynamic	Static
Inch/mm	Cr (lbs/kN)	Cor (lbs/kN)	Cr (lbs/kN)	Cor (lbs/kN)
7.875	117.0	244.0	201.0	485.0
200.025	520.0	1080.0	895.0	2170.0
—				
—				

—	130.0	305.0	223.0	610.0
—	575.0	1360.0	990.0	2710.0
7.5625	130.0	305.0	223.0	610.0
192.087	575.0	1360.0	990.0	2710.0
—				
—				

—	135.0	330.0	231.0	660.0
—	600.0	1460.0	1030.0	2930.0
7.375	135.0	330.0	231.0	660.0
187.325	600.0	1460.0	1030.0	2930.0
—				
—				

Taper Roller Bearings TDI-TDQ TYPE

Cone Number	Bore Diameter	Cone Width	Cup Number	Outside Diameter	Cup Width
	B	W ₁		D	W ₀
Inch/mm		Inch/mm		Inch/mm	
67900					
Series					
67986DW	8.125	3.5625	67920	11.125	3.4375
	206.375	90.483		282.575	87.312
67986DW	8.125	—	67920	11.125	
	206.375	—		282.575	190.5
			67921D	11.125	—
				282.575	—

74000					
Series					
74512D	5.125	4	74850	8.5	4
	130.175	101.6		215.9	101.6

127000					
Series					
EE127094D	9.497	4.25	127138	13.996	4.25
	241.224	107.95		355.498	107.95
EE127094D	3.497	—	127138	13.996	9
	241.224	—		355.498	228.6
			127139D	13.996	—
				355.498	—

Taper Roller Bearings TDI-TDQ TYPE

Bearing Width	Basic Load Ratings			
	Two Row		Four Row	
W	Dynamic	Static	Dynamic	Static
Inch/mm	Cr (lbs/kN)	Cor (lbs/kN)	Cr (lbs/kN)	Cor (lbs/kN)
—	137.0	345.0	236.0	690.0
—	610.0	1540.0	1050.0	3100.0
—	137.0	345.0	236.0	690.0
190.5	610.0	1540.0	1050.0	3100.0
—				
—				
—	122.0	241.0		
—	545.0	1070.0		
—				
—	222.0	485.0	380.0	965.0
—	985.0	2150.0	1690.0	4300.0
9	222.0	485.0	380.0	965.0
228.6	985.0	2150.0	1690.0	4300.0
—				
—				

Taper Roller Bearings TDI-TDQ TYPE

Cone Number	Bore Diameter	Cone Width	Cup Number	Outside Diameter	Cup Width
	B	W ₁		D	W ₀
Inch/mm		Inch/mm		Inch/mm	
135000					
Series					
EE135111DW	11 279.4	5 127	135155	15.5 393.7	5 127
EE135111DW	11 279.4	— —	135155	15.5 393.7	10.625 269.875
			135156D	15.5 393.7	— —

M257100					
Series					
M257149D	12 304.8	5.125 130.175	M257110 419.1	16.5 6.4	5.125
M257149DW	12 304.8	5.125 130.175			
M257149D	12 304.8	— —	M257110 419.1	16.5 6.4	10.625
			M257110D	16.5 419.1	— —

Taper Roller Bearings TDI-TDQ TYPE

Bearing Width	Basic Load Ratings			
	Two Row		Four Row	
W	Dynamic Cr	Static Cor	Dynamic Cr	Static Cor
Inch/mm	(lbs/kN)	(lbs/kN)	(lbs/kN)	(lbs/kN)
—	345.0	775.0	590.0	1550.0
—	1530.0	3450.0	2620.0	6900.0
10.625	345.0	775.0	590.0	1550.0
269.875	1530.0	3450.0	2620.0	6900.0
—				
—				

—	345.0	805.0	590.0	1610.0
130.175	1530.0	3600.0	2620.0	7150.0
	345.0	805.0	590.0	1610.0
	1530.0	3600.0	2620.0	7150.0
10.625	345.0	805.0	590.0	1610.0
269.875	1530.0	3600.0	2620.0	7150.0
—				
—				

Taper Roller Bearings

TDI-TDQ TYPE

Cone Number	Bore Diameter	Cone Width	Cup Number	Outside Diameter	Cup Width
	B	W ₁		D	W ₀
		Inch/mm		Inch/mm	
LM258600					
Series					
LM258648DW	12.5	5.0625	LM258610	16.625	5.0625
	317.5	128.588		422.275	128.588
LM258648DW	12.5	—	LM258610	16.625	10.625
	317.5	—		422.275	269.875
			LM258610D	16.625	—
				422.275	—

HM266400					
Series					
HM266449DW	15.125	7.625	HM266410	21.5	7.625
	384.175	193.675		546.1	193.675

BT272000					
Series					
BT272049DGA	15.3543	6.8898	JBT272010	20.0787	5.8662
	390	175		510	149
BT272049DGA	15.3543	—	JBT272010	20.0787	13.7795
	390	—		510	350
			BT272010XD	20.0787	—
				510	—

Taper Roller Bearings TDI-TDQ TYPE

Bearing Width	Basic Load Ratings			
	Two Row		Four Row	
W	Dynamic	Static	Dynamic	Static
Inch/mm	Cr (lbs/kN)	Cor (lbs/kN)	Cr (lbs/kN)	Cor (lbs/kN)
—	330.0	855.0	565.0	1710.0
—	1470.0	3800.0	2510.0	7650.0
10.625	330.0	855.0	565.0	1710.0
269.875	1470.0	3800.0	2510.0	7650.0
—				
—				

—	710.0	1810.0	0.0	0.0
—	3150.0	8050.0	0.0	0.0

—	460.0	1290.0	785.0	2570.0
—	2040.0	5700.0	3500.0	11450.0
13.7795	460.0	1290.0	785.0	2570.0
350	2040.0	5700.0	3500.0	11450.0
—				
—				

Taper Roller Bearings TDI-TDQ TYPE

Cone Number	Bore Diameter	Cone Width	Cup Number	Outside Diameter	Cup Width
	B	W ₁		D	W ₀
		Inch/mm		Inch/mm	
LM272200					
Series					
LM272249DW	19 482.6	6.25 158.75	LM272210	24.25 615.95	6.25 158.75
LM272249DW	19 482.6	— —	LM272210	24.25 615.95	13 330.2
			LM272210D	24.25 615.95	— —

M272700					
Series					
M272749D	18.875 479.725	9.375 238.125	M272210	26.75 679.45	9.375 238.125

L281100					
Series					
L281100BN1XDGWA	26 660.4	7.1875 182.562	L281110	32 812.8	6.9375 176.212
L281100BN1XDGWA	26 660.4	— —	L281110	32 812.8	14.375 365.125
L281110CD	32 812.8	— —	— —		

Taper Roller Bearings TDI-TDQ TYPE

Bearing Width	Basic Load Ratings			
	Two Row		Four Row	
W	Dynamic	Static	Dynamic	Static
Inch/mm	Cr (lbs/kN)	Cor (lbs/kN)	Cr (lbs/kN)	Cor (lbs/kN)
—	575.0	1640.0	990.0	3300.0
—	2560.0	7300.0	4400.0	14600.0
13	575.0	1640.0	990.0	3300.0
330.2	2560.0	7300.0	4400.0	14600.0
—				
—				

—	1100.0	2920.0	0.0	0.0
—	4900.0	12950.0	0.0	0.0

—	825.0	2630.0	1410.0	5250.0
—	3650.0	11700.0	6300.0	23400.0
14.375	825.0	2630.0	1410.0	5250.0
365.125	3650.0	11700.0	6300.0	23400.0
	825.0	2630.0	1410.0	5250.0
	3650.0	11700.0	6300.0	23400.0

Taper Roller Bearings TDI-TDQ TYPE

Cone Number	Bore Diameter	Cone Width	Cup Number	Outside Diameter	Cup Width
	B	W ₁		D	W ₀
		Inch/mm		Inch/mm	
BT281200					
Series					
BT281249DGA	20.0787	7.4606	JBT281210	25.7874	6.2598
	510	189.5		655	159
BT281249DGA	20.0787	—	JBT281210	25.7874	14.9213
	510	—		655	379
BT281210XD	25.7874	—	—		
	655	—	—		

BT281400					
Series					
BT281449DGA	19	6.5	BT281410	24.25	4.9213
	482.6	165.1		615.95	125
BT281449DGA	19	—	BT281410	24.25	13
	482.6	—		615.95	330.2
BT281410XD	24.25	—	—		
	615.95	—	—		

LM451300					
Series					
LM451349DW	10.5	4.3125	LM451310	14	4.25
	266.7	109.538		355.6	107.95

Taper Roller Bearings

TDI-TDQ TYPE

Bearing Width	Basic Load Ratings			
	Two Row		Four Row	
W	Dynamic	Static	Dynamic	Static
Inch/mm	Cr (lbs/kN)	Cor (lbs/kN)	Cr (lbs/kN)	Cor (lbs/kN)
—	600.0	1700.0	1030.0	3400.0
—	2670.0	7550.0	4600.0	15100.0
14.9213	600.0	1700.0	1030.0	3400.0
379	2670.0	7550.0	4600.0	15100.0
	600.0	1700.0	1030.0	3400.0
	2670.0	7550.0	4600.0	15100.0

—	420.0	1090.0	725.0	2170.0
—	1870.0	4850.0	3200.0	9650.0
13	420.0	1090.0	725.0	2170.0
330.2	1870.0	4850.0	3200.0	9650.0
	420.0	1090.0	725.0	2170.0
	1870.0	4850.0	3200.0	9650.0

—	40.1	69.8	121.6	24.7
—	178.0	310.0	540.7	110.0

Taper Roller Bearings TDI-TDQ TYPE

Cone Number	Bore Diameter	Cone Width	Cup Number	Outside Diameter	Cup Width
	B	W ₁		D	W ₀
	Inch/mm			Inch/mm	
LM451349DW	10.5	—	LM451310	14	9
	266.7	—		355.6	228.6
			LM451310D	14	—
				355.6	—

M757400					
Series					
M757448DW	11.994	5.2813	M757410	17.246	5.4375
	304.648	134.145		438.048	138.112
M757449DW	12.0079	5.2813			
	305	134.145			
M757448DW	11.994	—	M757410	17.246	11
	304.648	—		438.048	279.4
			M757410D	17.246	—
				438.048	—

LM761600					
Series					
LM761648DW	13.4375	4.8125	LM761610	17.996	4.8125
	341.312	122.238		457.098	122.238
LM761649DW	13.506	4.8125			
	343.052	122.238			

Taper Roller Bearings

TDI-TDQ TYPE

Bearing Width	Basic Load Ratings			
	Two Row		Four Row	
W	Dynamic	Static	Dynamic	Static
Inch/mm	Cr (lbs/kN)	Cor (lbs/kN)	Cr (lbs/kN)	Cor (lbs/kN)
9.0625	40.1	69.8	121.6	24.7
230.188	178.0	310.0	540.7	110.0
—				
—				

—	62.8	109.0	190.4	50.8
—	279.0	486.0	846.8	226.0
	62.8	109.0	190.4	50.8
	279.0	486.0	846.8	226.0
11.0626	62.8	109.0	190.4	50.8
280.99	279.0	486.0	846.8	226.0
—				
—				

—	305.0	735.0	525.0	1470.0
—	1360.0	3250.0	2330.0	6550.0
	305.0	735.0	525.0	1470.0
	1360.0	3250.0	2330.0	6550.0

Taper Roller Bearings TDI-TDQ TYPE

Cone Number	Bore Diameter	Cone Width	Cup Number	Outside Diameter	Cup Width
	B	W ₁		D	W ₀
Inch/mm				Inch/mm	
LM761648DW	13.4375	—	LM761610	17.996	10
	341.312	—		457.098	254
			LM761610D	17.996	—
				457.098	—
LM761649DWA	13.506	—	LM761610	17.996	10
	343.052	—		457.098	254
			LM761610D	17.996	—
				457.098	—

LM763400					
Series					
LM763449DW	14	5.0625	LM763410	19	5.25
	355.6	128.588		482.6	133.35
LM763449DW	14	—	LM763410	19	10.625
	355.6	—		482.6	269.875
			LM763410D	19	—
				482.6	—
763449DWA	14	—	LM763410	19	10.625
	355.6	—		482.6	269.875
			LM763410D	19	—
				482.6	—

Taper Roller Bearings

TDI-TDQ TYPE

Bearing Width	Basic Load Ratings			
	Two Row		Four Row	
W	Dynamic	Static	Dynamic	Static
Inch/mm	Cr (lbs/kN)	Cor (lbs/kN)	Cr (lbs/kN)	Cor (lbs/kN)
10	305.0	735.0	525.0	1470.0
254	1360.0	3250.0	2330.0	6550.0
—				
—				
12.75	305.0	735.0	525.0	1470.0
323.85	1360.0	3250.0	2330.0	6550.0
—				
—				

—	355.0	850.0	610.0	1700.0
—	1590.0	3800.0	2720.0	7600.0
10.4375	355.0	850.0	610.0	1700.0
265.112	1590.0	3800.0	2720.0	7600.0
—				
—				
13	355.0	850.0	610.0	1700.0
330.2	1590.0	3800.0	2720.0	7600.0
—				
—				

Taper Roller Bearings TDI-TDQ TYPE

Cone Number	Bore Diameter	Cone Width	Cup Number	Outside Diameter	Cup Width
	B	W ₁		D	W ₀
	Inch/mm			Inch/mm	
L770800					
Series					
L770849DW	18 457.2	5.25 133.35	L770810	23.5 596.9	5.375 136.525
L770849DW	18 457.2	— —	L770810	23.5 596.9	11 279.4
			L770810D	23.5 596.9	— —

LM961500					
Series					
LM961548DW	13.506 343.052	4.8125 122.238	LM961511	17.996 457.098	4.875 123.825
LM961548DW	13.506 343.052	— —	LM961511	17.996 457.098	10 254
			LM961511D	17.996 457.098	— —

BT981000					
Series					
BT981049DW	20.0767 509.948	7.875 200.025	BT981010	28.875 733.425	7.845 199.263

Taper Roller Bearings TDI-TDQ TYPE

Bearing Width	Basic Load Ratings			
	Two Row		Four Row	
W	Dynamic Cr (lbs/kN)	Static Cor (lbs/kN)	Dynamic Cr (lbs/kN)	Static Cor (lbs/kN)
Inch/mm				
—	475.0	1200.0	810.0	2410.0
—	2110.0	5350.0	3600.0	10700.0
10.875	475.0	1200.0	810.0	2410.0
276.225	2110.0	5350.0	3600.0	10700.0
—				
—				

—	284.0	770.0	485.0	1540.0
—	1260.0	3400.0	2160.0	6850.0
10	284.0	770.0	485.0	1540.0
254	1260.0	3400.0	2160.0	6850.0
—				
—				

—	715.0	1930.0	0.0	0.0
—	3200.0	8600.0	0.0	0.0

Taper Roller Bearings TDO TYPE

Cone Number	Bore Diameter	Cone Width	Cup Number	Outside Diameter	Cup Width	Bearing Width	Basic Load Ratings	
	B	W ₁		D	W ₀	W	Dynamic	Static
	Inch/mm			Inch/mm			Cr (lbs/kN)	Cor (lbs/kN)
365								
Series								
365	1.9685	0.8750	363D	3.5433	1.6563	1.9689	130.0	81.0
	50	22.225		90	42.07	50.01	29.3	40.5
366	1.9685	0.8750					130.0	81.0
	50	22.225					29.3	40.5

395								
Series								
390	2.25	0.8660	394D	4.3307	1.8125	2.0625	31.5	48.5
	57.15	21.996		110	46.038	52.388	140.0	215.0

455								
Series								
455	2	1.1542	452D	4.25	2.125	2.5626	43.0	63.5
	55	29.317		107.95	53.975	65.09	190.0	183.0

475								
Series								
475	2.1654	1.1420	472D	4.7244	2.125	2.5626	45.5	72.0
	55	29.007		120	53.975	65.09	202.0	320.0

Taper Roller Bearings TDO TYPE

Cone Number	Bore Diameter	Cone Width	Cup Number	Outside Diameter	Cup Width	Bearing Width	Basic Load Ratings	
	B	W ₁		D	W ₀	W	Dynamic	Static
	Inch/mm			Inch/mm			Cr (lbs/kN)	Cor (lbs/kN)
495								
Series								
495	3.25	1.1720	493D	5.375	2.125	2.75	49.0	83.5
	82.55	29.769		136.525	53.975	69.85	218.0	370.0
555								
Series								
554	2.4375	1.4440	552D	4.875	2.5	3.125	60.0	95.5
	61.912	36.678		123.825	63.5	79.375	268.0	425.0
565								
Series								
565	2.5	1.4240	563D	5	2.5625	3.1875	62.0	101.0
	63.5	36.170		127	65.088	80.962	276.0	450.0
575								
Series								
575	3	1.4212	572D	5.5115	2.625	3.25	65.5	112.0
	76.2	36.098	139.992	66.675	0.8		291.0	500.0

Taper Roller Bearings TDO TYPE

Cone Number	Bore Diameter	Cone Width	Cup Number	Outside Diameter	Cup Width	Bearing Width	Basic Load Ratings	
	B	W ₁		D	W ₀	W	Dynamic	Static
	Inch/mm			Inch/mm			Cr (lbs/kN)	Cor (lbs/kN)
595								
Series								
590A	3	1.4300	592D	6	2.5	3.25	68.5	123.0
	76.2	36.322		152.4	63.5	82.55	305.0	550.0

635								
Series								
636	2.125	1.6250	632D	5.375	3	3.75	745.0	117.0
	53.975	41.275	136.525	76.2	1.5		330.0	520.0

675								
Series								
677	3.375	1.6250	672D	6.625	2.75	3.625	85.5	153.0
	85.725	41.275		168.275	69.85	92.075	380.0	680.0

745								
Series								
740	3.1875	1.8375	742D	6.125	3.375	4	100.0	162.0
	80.962	46.672		155.575	85.725	101.6	445.0	720.0

Taper Roller Bearings TDO TYPE

Cone Number	Bore Diameter	Cone Width	Cup Number	Outside Diameter	Cup Width	Bearing Width	Basic Load Ratings	
	B	W ₁		D	W ₀	W	Dynamic Cr (lbs/kN)	Static Cor (lbs/kN)
Inch/mm			Inch/mm					
755								
Series								
755	3	1.9000	752D	6.375	3.375	4.125	104.0	172.0
	76.2	48.260		161.925	85.725	104.775	460.0	765.0
775								
Series								
776	3.75	1.8900	774D	7.125	3.375	4.125	110.0	193.0
	95.25	48.006		180.975	85.725	104.775	485.0	855.0
782	4.125	1.8900					110.0	193.0
	104.775	48.006					485.0	855.0
795								
Series								
795	4.75	1.8750	792D	8.125	3.25	4.25	120.0	232.0
	120.65	47.625		206.375	82.55	107.95	535.0	1030.0
855								
Series								
855	3.5	2.2650	854D	7.5	4	5	147.0	250.0
	88.9	57.531		190.5	101.6	127	655.0	1110.0

Taper Roller Bearings TDO TYPE

Cone Number	Bore Diameter	Cone Width	Cup Number	Outside Diameter	Cup Width	Bearing Width	Basic Load Ratings	
	B	W ₁		D	W ₀	W	Dynamic	Static
	Inch/mm			Inch/mm			Cr (lbs/kN)	Cor (lbs/kN)
935								
Series								
936	4.25	2.6250	932D	8.375	4.625	5.625	178.0	300.0
	107.95	66.675		212.725	117.475	142.875	790.0	1340.0

3700								
Series								
3784	2	1.1930	3729D	3.6718	2.0625	2.5625	38.0	58.0
	50.8	30.302		93.264	52.388	65.088	168.0	258.0

8500								
Series								
8573	9	2.0625	8520D	12.875	3.25	4.5	179.0	415.0
	228.6	52.388		327.025	82.55	114.3	795.0	1850.0

29600								
Series								
29675	2.75	1.0000	29622D	4.4995	1.8125	2.3125	37.0	67.0
	69.85	25.400		114.287	46.038	58.737	164.0	298.0

Taper Roller Bearings TDO TYPE

Cone Number	Bore Diameter	Cone Width	Cup Number	Outside Diameter	Cup Width	Bearing Width	Basic Load Ratings	
	B	W ₁		D	W ₀	W	Dynamic	Static
	Inch/mm			Inch/mm			Cr (lbs/kN)	Cor (lbs/kN)
36600								
Series								
36690	5.75	1.1250	36620D	7.625	2.125	2.5624	64.5	157.0
	146.05	28.575		193.675	53.975	65.084	287.0	700.0
42000								
Series								
42381	3.8125	1.1406	42587D	5.875	2.0625	2.6249	52.5	94.5
	96.838	28.971		149.225	52.388	66.672	233.0	420.0
46700								
Series								
46780	6.25	1.5625	46720D	8.875	2.75	3.375	97.5	249.0
	158.75	3.500		225.425	69.85	85.725	435.0	1110.0
48200								
Series								
48286	4.875	1.5000	48220D	7.1875	2.875	3.375	86.0	194.0
	123.825	38.100		182.562	73.025	85.725	385.0	865.0

Taper Roller Bearings TDO TYPE

Cone Number	Bore Diameter	Cone Width	Cup Number	Outside Diameter	Cup Width	Bearing Width	Basic Load Ratings	
	B	W ₁		D	W ₀	W	Dynamic	Static
	Inch/mm			Inch/mm			Cr (lbs/kN)	Cor (lbs/kN)
48300								
Series								
48385	5.25	1.5625	48320D	7.5	2.875	3.375	91.0	212.0
	133.35	39.688		190.5	73.025	85.725	405.0	945.0

48600								
Series								
48684	5.625	1.5625	48620D	7.875	2.875	3.4376	92.0	219.0
	142.875	39.688		200.025	73.025	87.315	410.0	975.0

52000								
Series								
52375	3.75	1.4219	52637D	6.375	2.4375	3.2499	71.5	134.0
	95.25	36.116		161.925	61.912	82.547	320.0	595.0

55000C								
Series								
55175C	1.75	1.0594	55433D	4.33	1.6875	2.5	40.0	61.5
	44.45	26.909		109.982	42.865	63.5	179.0	274.0

Taper Roller Bearings

TDO TYPE

Cone Number	Bore Diameter	Cone Width	Cup Number	Outside Diameter	Cup Width	Bearing Width	Basic Load Ratings	
	B	W ₁		D	W ₀	W	Dynamic	Static
Inch/mm			Inch/mm			Cr	Cor	
						(lbs/kN)	(lbs/kN)	
56000								
Series								
56418	4.1875	1.4375	56650D	6.5	2.5	3.25	73.0	139.0
	106.362	36.512		165.1	63.5	82.55	325.0	620.0

66500								
Series								
66584	2.125	1.2500	66522D	5.1174	1.875	2.75	50.0	70.5
	53.975	31.750		129.982	47.625	69.85	223.0	315.0

67300								
Series								
67388	5	1.8125	67322D	7.75	3.375	4	117.0	244.0
	127	46.038		196.85	85.725	101.6	520.0	1080.0
			67323D	7.75	3.625	4.25		
				196.85	92.075	107.95		

67700								
Series								
67780	6.5	1.8750	67720D	9.75	3.3125	4.0625	130.0	305.0
	165.1	47.625		247.65	84.138	103.188	575.0	1360.0

Taper Roller Bearings TDO TYPE

Cone Number	Bore Diameter	Cone Width	Cup Number	Outside Diameter	Cup Width	Bearing Width	Basic Load Ratings	
	B	W ₁		D	W ₀	W	Dynamic	Static
	Inch/mm			Inch/mm			Cr (lbs/kN)	Cor (lbs/kN)
67800								
Series								
67883	7.25	1.8438	67820D	10.5	3.3125	4.0625	135.0	330.0
	184.15	46.833		266.7	84.138	103.188	600.0	1460.0

67900								
Series								
67983	8	1.8125	67920D	11.125	3.25	4	137.0	345.0
	203.2	46.038		282.575	82.55	101.6	610.0	1540.0

71000								
Series								
71412	4.125	1.9375	71751D	7.5	3.1875	4.1875	116.0	212.0
	104.775	74.212		190.5	80.962	106.362	515.0	945.0

72000C								
Series								
72225C	2.25	1.2910	72488D	4.875	2.1875	3.0624	59.5	84.5
	57.15	32.791		123.825	55.562	77.786	265.0	375.0

Taper Roller Bearings

TDO TYPE

Cone Number	Bore Diameter	Cone Width	Cup Number	Outside Diameter	Cup Width	Bearing Width	Basic Load Ratings	
	B	W ₁		D	W ₀	W	Dynamic	Static
	Inch/mm			Inch/mm			Cr (lbs/kN)	Cor (lbs/kN)
74000								
Series								
74500	5	1.8750	74851D	8.5	3.1875	4.1875	122.0	241.0
	127	47.625		215.9	80.962	106.362	545.0	1070.0
81000								
Series								
81600	6	1.9687	81963D	9.625	3.125	4.25	127.0	228.0
	152.4	50.005		244.475	79.375	107.95	565.0	1010.0
82000								
Series								
82550	5.5	2.2300	82951D	9.5	4.1875	5.1875	167.0	325.0
	139.7	56.642		241.3	106.362	131.762	740.0	1440.0
93000								
Series								
93708	7.0856	2.5000	93127D	12.5	4.375	5.75	232.0	500.0
	179.974	63.500		317.5	111.125	146.05	1030.0	2230.0
93750	7.5	2.5000					0.0	0.0
	190.5	63.500					0.0	0.0

Taper Roller Bearings TDO TYPE

Cone Number	Bore Diameter	Cone Width	Cup Number	Outside Diameter	Cup Width	Bearing Width	Basic Load Ratings	
	B	W ₁		D	W ₀	W	Dynamic	Static
	Inch/mm			Inch/mm			Cr (lbs/kN)	Cor (lbs/kN)
94000								
Series								
94649	6.5	2.5000	94114D	11.375	4.375	5.625	207.0	415.0
	165.1	63.500		288.925	111.125	142.875	920.0	1850.0
94700	7	2.5000	94118D	11.75	4.375	5.625	207.0	415.0
	117.8	63.500		298.45	111.125	142.875	920.0	1850.0
95000								
Series								
95475	4.75	2.5000	95927D	9.25	4.5	5.625	196.0	355.0
	120.65	63.500		234.95	114.3	142.875	875.0	1590.0
96000								
Series								
96900	9	2.6250	96140D	14	4.375	6	241.0	550.0
	228.6	66.675		355.6	111.125	152.4	1070.0	2460.0
98000								
Series								
98400	4	1.9375	98789D	7.875	3.1581	4.5625	129.0	202.0
	101.6	49.212		200.025	80.216	115.888	575.0	900.0

Taper Roller Bearings TDO TYPE

Cone Number	Bore Diameter	Cone Width	Cup Number	Outside Diameter	Cup Width	Bearing Width	Basic Load Ratings	
	B	W ₁		D	W ₀	W	Dynamic	Static
Inch/mm			Inch/mm			Cr	Cor	
						(lbs/kN)	(lbs/kN)	
99000								
Series								
99550	5.5	2.6250	99102D	10	4.375	5.875	206.0	395.0
	139.7	66.675		254	111.125	149.225	920.0	1760.0
127000								
Series								
EE127095	9.5	2.2500	127139D	13.996	4	5	222.0	485.0
	241.3	57.150		355.498	101.6	127	985.0	2150.0
L163100								
Series								
L163149	14		L163110D	17.5	4.375	5.375	250.0	770.0
	355.6			444.5	111.125	136.524	1110.0	3450.0
HH224300								
Series								
HH224334	3.936	2.6250	HH224310	8.375	4.625	5.625	250.0	770.0
	99.974	66.675	D	212.725	117.475	142.875	1110.0	3450.0

Taper Roller Bearings TDO TYPE

Cone Number	Bore Diameter	Cone Width	Cup Number	Outside Diameter	Cup Width	Bearing Width	Basic Load Ratings	
	B	W ₁		D	W ₀	W	Dynamic	Static
	Inch/mm			Inch/mm			Cr (lbs/kN)	Cor (lbs/kN)
230000								
Series								
EE231400	14	2.6250	231976D	19.75	4.25	6.125	211.0	345.0
	355.6	66.675		501.65	107.95	155.575	940.0	1540.0

HM237500								
Series								
HM237532	6.312	2.5000	HM237510D	11.375	4.375	5.625	257.0	470.0
	160.325	63.500		288.925	111.125	142.875	1140.0	2100.0

LM241100								
Series								
LM241149	8	1.6875	LM241110D	10.875	2.875	3.5625	140.0	315.0
	203.2	42.862		276.225	73.025	90.485	625.0	1390.0

M244200								
Series								
M244249	8.6875	2.4375	M244210D	12.375	4.1875	5.1875	232.0	530.0
	220.662	61.912		314.325	106.362	131.762	1030.0	2350.0

Taper Roller Bearings TDO TYPE

Cone Number	Bore Diameter	Cone Width	Cup Number	Outside Diameter	Cup Width	Bearing Width	Basic Load Ratings	
	B	W ₁		D	W ₀	W	Dynamic	Static
	Inch/mm			Inch/mm			Cr (lbs/kN)	Cor (lbs/kN)
LM249700								
Series								
LM249748	10	1.6875	LM249710D	13.6875	2.75	3.75	180.0	365.0
	254	42.862		347.662	69.85	95.25	800.0	1620.0
HM261000								
Series								
HM261049	13.125	3.5625	HM261010D	18.5	6	7.5	530.0	1300.0
	333.375	90.488		469.9	152.4	190.5	2350.0	5800.0
L357000								
Series								
L357049	12	2.0000	L357010D	15.5	3.25	4.25	200.0	515.0
	304.8	50.800		393.7	82.55	107.95	890.0	2280.0
LM451300								
Series								
LM451345	10.375	2.2500	LM451310D	14	4	5	237.0	585.0
	263.525	57.150		355.6	101.6	127	1050.0	2600.0

Taper Roller Bearings TDO TYPE

Cone Number	Bore Diameter	Cone Width	Cup Number	Outside Diameter	Cup Width	Bearing Width	Basic Load Ratings	
	B	W ₁		D	W ₀	W	Dynamic	Static
	Inch/mm			Inch/mm			Cr (lbs/kN)	Cor (lbs/kN)
526000								
Series								
EE526130	13	3.1562	526191D	19	5	7	530.0	1100.0
	330.2	80.167		482.6	127	177.8	2350.0	4950.0

LM654600								
Series								
LM654649	11.25	3.3125	LM654610D	14.996	4.25	5.5	255.0	695.0
	285.75	84.138		380.898	107.95	139.7	1130.0	3100.0

HM926700								
Series								
HM926740	4.5	1.9460	HM926710D	9	3.3125	4.5625	157.0	263.0
	114.3	49.428		228.6	84.138	115.888	700.0	1170.0

LM961500								
Series								
LM961548	13.5	2.5000	LM961511D	17.996	4	5.625	284.0	770.0
	342.9	63.500		457.098	101.6	142.875	1260.0	3400.0

Taper Roller Bearings TNA TYPE

Cone Number	Bore Diameter	Cone Width	Cup Number	Outside Diameter	Cup Width
	B	W ₁		D	
	Inch/mm			Inch/mm	
395					
Series					
NA397	2.3622	394D	4.3307	1.8125	2.0625
	60		110	46.038	52.39

455					
Series					
NA455	2	452D	4.25	2.125	2.5626
	50.8		107.95	53.975	0.80

475					
Series					
NA482	2.75	472D	4.7244	2.125	2.5626
	83		114	65.09	0.8

495					
Series					
NA495A	3	493D	5.375	2.125	2.75
	76.2		136.525	53.975	69.85

Taper Roller Bearings TNA TYPE

Cone Number	Bore Diameter	Cone Width	Cup Number	Outside Diameter	Cup Width
	B	W ₁		D	
	Inch/mm			Inch/mm	
555					
Series					
NA558	2.375	552D	4.875	2.5	3.125
	60.325		63.5	1.5	123.825
565					
Series					
NA569	2.625	563D	5	2.5625	3.1875
	66.675		65.088	1.5	127
575					
Series					
NA580	3.25	572D	5.5115	2.625	3.25
	82.55		66.675	0.8	139.992
595					
Series					
NA593	3.5	592D	6	2.5	3.25
	88.9		152.4	63.5	82.55

Taper Roller Bearings TNA TYPE

Cone Number	Bore Diameter	Cone Width	Cup Number	Outside Diameter	Cup Width
	B	W ₁		D	
	Inch/mm			Inch/mm	
635					
Series					
NA643	2.75	632D	5.375	3	3.75
	69.85		136.525	76.2	95.25

675					
Series					
NA691	4	672D	6.625	2.75	3.625
	101.6		168.275	69.85	92.075

745					
Series					
NA749	3.25	742D	6.125	3.375	4
	99		143	101.6	1.5

755					
Series					
NA759	3.5	752D	6.375	3.375	4.125
	88.9		161.925	85.725	104.775

Taper Roller Bearings TNA TYPE

Cone Number	Bore Diameter	Cone Width	Cup Number	Outside Diameter	Cup Width
	B	W ₁		D	
	Inch/mm			Inch/mm	
775					
Series					
NA776	3.75	774D	7.125	3.375	4.125
	95.25		180.975	85.725	104.775
NA782	4.125	774D	7.125	3.375	4.125
	104.775		180.975	85.725	104.775
795					
Series					
NA798	5	792D	8.125	3.25	4.25
	127		206.375	82.55	107.95
855					
Series					
NA861	4	854D	7.5	4	5
	101.6		190.5	101.6	127
935					
Series					
NA938	4.5	932D	8.375	4.625	5.625
	114.3		212.725	117.475	142.875

Taper Roller Bearings TNA TYPE

Cone Number	Bore Diameter	Cone Width	Cup Number	Outside Diameter	Cup Width
	B	W ₁		D	
	Inch/mm			Inch/mm	
46700					
Series					
NA46790	6.5	46720D	8.875	2.75	3.75
	165.1		225.425	69.85	95.25

48300					
Series					
NA48390	5.375	48320D	7.5	2.875	3.375
	136.525		190.5	73.025	85.725

48600					
Series					
NA48686	5.625	48620D	7.875	2.875	3.6876
	142.875		200.025	73.025	93.665

52000					
Series					
NA52637D	3.75	52637D	6.375	2.4375	3.2499
	95.25		161.925	61.912	82.547

Taper Roller Bearings TNA TYPE

Cone Number	Bore Diameter	Cone Width	Cup Number	Outside Diameter	Cup Width
	B	W ₁		D	
	Inch/mm			Inch/mm	
67700					
Series					
NA67790	7	67720D	9.75	3.3125	4.0625
	177.8		247.65	84.138	103.188
71000					
Series					
NA71450	4.5	71751D	7.5	3.1875	4.1875
	114.3		190.5	80.962	106.362
74000					
Series					
NA74525	5.25	74851D	8.5	3.1875	4.1875
	133.35		215.9	80.962	106.362
81000					
Series					
NA81550	5.5	81963D	9.625	3.125	4.25
	139.7		244.475	79.375	107.95
81600	6	81963D	9.625	3.125	4.25
	152.4		244.475	79.375	107.95

Taper Roller Bearings TNA TYPE

Cone Number	Bore Diameter	Cone Width	Cup Number	Outside Diameter	Cup Width
	B	W _i		D	
	Inch/mm			Inch/mm	
82000					
Series					
NA82587	5.875	82951D	9.5	4.1875	5.1875
	149.225		241.3	106.362	131.762

93000					
Series					
NA93800	8	93127D	12.5	4.375	5.75
	203.2		317.5	111.125	146.05

94000					
Series					
NA94650	6.5	94114D	11.375	4.375	5.625
	165.1		288.925	111.125	142.875
NA94700	7	94114D	11.375	4.375	5.625
	177.8		288.925	111.125	142.875

95000					
Series					
NA95500	5	95927D	9.25	4.5	5.625
	127		234.95	114.3	142.875

Taper Roller Bearings TNA TYPE

Cone Number	Bore Diameter	Cone Width	Cup Number	Outside Diameter	Cup Width
	B	W ₁		D	
	Inch/mm			Inch/mm	
99000					
Series					
NA99600	6	99102D	10	4.375	5.625
	152.4		254	111.125	142.875

HH221400					
Series					
HH221449NA	4	HH2214100	7.5	4.125	5
	101.6		190.5	104.775	127

HH224300					
Series					
HH224346NA	4.5	HH224310D	8.375	4.625	5.625
	114.3		212.725	117.475	142.875

HM237500					
Series					
HM237536NA	6.5	HM237510D	11.375	4.375	5.625
	165.1		288.925	111.125	142.875
HM237545NA	7	HM237510D	11.375	4.375	5.625
	177.8		288.925	111.125	142.875

Taper Roller Bearings TNASWE TYPE

Cone Number	Bore Diameter	Cup Number	Outside Diameter	Cup Width	Bearing Width	Basic Load Ratings	
	B		D	W_0	W_n	Dynamic	Static
	Inch/mm		Inch/mm			Cr (lbs/kN)	Cor (lbs/kN)
475							
Series							
NA483SW	2.7559	472D	4.7244	2.125	2.75	45.5	72
	70		120	53.975	69.85	202	320

575							
Series							
NA580SW	3.25	572D	5.5115	2.625	3.25	65.5	112
	82.55		139.992	66.675	82.55	291	500

8500							
Series							
NA8575SW	9.25	8520D	12.875	3.25	4.625	179	415
	234.95		327.025	82.55	117.475	795	1850

46700							
Series							
NA46790SW	6.5	46720D	8.875	2.75	3.75	97.5	249
	165.1		225.425	69.85	95.25	435	1110

Taper Roller Bearings TNASWE TYPE

Cone Number	Bore Diameter	Cup Number	Outside Diameter	Cup Width	Bearing Width	Basic Load Ratings	
	B		D	W _o	W _n	Dynamic Cr (lbs/kN)	Static Cor (lbs/kN)
	Inch/mm			Inch/mm			
48200							
Series							
NA48290SW	5	48220D	8.875	2.75	3.75	86	194
	127		182.562	73.025	93.66	385	865
48600							
Series							
NA48685SW	5.625	48620D	7.185	2.875	3.6876	920	219
	142.875		200.025	73.025	93.665	410	975
56000							
Series							
NA56425SW	4.25	56650D	6.5	2.5	3.5	73	139
	107.95		165.1	63.5	88.9	325	620
LM241100							
Series							
LM241149NW	8	LM241110D	10.875	2.875	3.75	140	315
	203.2		276.225	73.025	95.25	625	1390

Taper Roller Bearings TNASWE TYPE

Cone Number	Bore Diameter	Cup Number	Outside Diameter	Cup Width	Bearing Width	Basic Load Ratings	
	B		D	W_0	W_n	Dynamic	Static
	Inch/mm		Inch/mm			C_r (lbs/kN)	C_{or} (lbs/kN)
LM249700							
Series							
LM249747NW	9.999	LM249710D	13.6875	2.75	4	180	365
	253.975		347.662	69.85	101.6	800	1620

LM251600							
Series							
LM251649NW	10.5	LM251610D	13.6875	2.75	4	193	465
	266.7		352.425	82.55	107.95	860	2070

LM35700							
Series							
L375049NW	12	L357010D	15.5	3.25	4.25	200	515
	304.8		393.7	82.55	107.95	890	2280



Spherical Roller Bearings

Spherical roller bearings have two rows of rollers with a common sphere raceway in the outer ring. The two inner ring raceways are inclined at an angle to the bearing axis. The bearings are self-aligning and can accommodate mis-alignment. BMI Spherical roller bearings are manufactured in Steel and Brass cage which are standard production. In addition BMI also has E design similar to European manufacturers having extra rollers for higher load carrying capacity.

Product Highlights

Available in steel and Brass cage

E type design with extra rollers manufactured as well

Sealed version in regular production as well

Self-aligning, robust design

High load carrying capacity

Reduced friction and minimum heat generation

Spherical Roller Bearings

1. Prefix

BS2 - Two row spherical roller bearing, special dimensions

2. Internal Design

(CA - Integral side flanges, inner ring guided one-piece machined brass cage

CAC - Same as CA designed spherical roller bearing with improved roller guidance

CAFA- Bearing with symmetrical rollers, retaining flanges on the inner ring. Guide ring centered on the inner ring, one-piece machined steel cage of the double pronged type centered in the outer ring.

CAMA-As CAFA, but with a machined brass double pronged cage.

CC - Flangeless inners, symmetrical rollers, floating guide ring, pressed steel cage.

E - Improved internal design, W33 feature is standard

3. Bore Type

- - Cylindrical Bore

K - Bearing with 1 to 12 tapered bore

K30 - Bearing with 1 to 30 tapered bore

3. Cage Design/seals

J - Pressed steel cage

JA - Hardened steel cage, ring guided

M2 - Machined brass roller guided cage, no guide ring

MA - Machined brass cage, ring guided

2CS2- Sheet steel reinforced contact seal of acrylonitrile butadiene rubber (NBR) on both side of the bearings. Annular groove and three lubrication holes in the outer ring; covered with a polymer band. Lubricated with a high temperature grease

2CS5- Sheet steel reinforced contact seal of hydrogenated acrylonitril butadiene (HNBR) on both side of the bearing. Otherwise same as 2CS2

F - Machine steel cage, ring guided

Y - Pressed brass cage, ring guided

5. Clearance / tolerance

C1 - Clearance < C2

C2 - Clearance < Normal

(C0)*- Normal Clearance

C3 - Clearance > Normal

C4 - Clearance > C3

6. Features

W - Without re-lubrication feature (W33) on E style bearings only.

W4 - High point of eccentricity marked on inner ring or sleeve

W22- Special reduced outside diameter tolerance for outer ring

W26- Six lubrication holes in inner ring

W31- bearing inspected to special quality requirement

W33- Three oil holes and circumferential groove in outside diameter

W33X- Lubrication groove and six holes in outer ring

W502- Combination of W22 & W33

W507- Combination of W4, W31 & W33

W509- Combination of W26, W31 & W33

Ha1 - Case hardened outer ring and inner ring

Ha3 - Case hardened inner rings (equal to ECB)

Va405-Vibrating screen specification

VA751-VA759-Printing/coater roller specification

Vt143- SKF grease LGEP2 supplied in sealed spherical roller bearings

Spherical Roller Bearings

Radial Internal Clearance Of Spherical Roller Bearings With Cylindrical Bore.

Bore Diameter	Radial Internal Clearance										
	Incl.	C2		Normal		C3		C4		C5	
d		min	max	min	max	min	max	min	max	min	max
over (mm)	mm	micron									
18	24	10	20	20	35	35.0	45	45	60	60	75
24	30	15	25	25	40	40.0	55	55	75	75	95
30	40	15	30	30	45	45.0	60	60	80	80	100
40	50	20	35	35	55	55.0	75	75	100	100	125
50	65	20	40	40	65	65.0	90	90	120	120	150
65	80	30	50	50	80	80.0	110	110	145	145	185
80	100	35	60	60	100	100.0	135	135	180	180	225
100	120	40	75	75	120	120.0	160	160	210	210	260
120	140	50	95	95	145	145.0	190	190	240	240	300
140	160	60	110	110	170	170.0	220	220	280	280	350
160	180	65	120	120	180	180.0	240	240	310	310	390
180	200	70	130	130	200	200.0	260	260	340	340	430
200	225	80	140	140	220	220.0	290	290	380	380	470
225	250	90	150	150	240	240.0	320	320	420	420	520
250	280	100	170	170	260	260.0	350	350	460	460	570
280	315	110	190	190	280	280.0	410	370	500	500	630
315	355	120	200	200	310	310.0	410	410	550	550	690
355	400	130	220	220	340	340.0	450	450	600	600	750
400	450	140	240	240	370	370.0	500	500	660	660	820
450	500	140	260	260	410	410.0	550	550	720	720	900
500	560	150	280	280	440	440.0	600	600	780	780	1000
560	630	170	310	310	480	480.0	650	650	850	850	1100

Spherical Roller Bearings

Radial Internal Clearance Of Spherical Roller Bearings With Cylindrical Bore.

Bore Diameter	Radial Internal Clearance										
		C2		Normal		C3		C4		C5	
d	Incl.	min	max	min	max	min	max	min	max	min	max
over (mm)	mm	micron									
630	710	190	350	350	530	530.0	700	700	920	920	1190
710	800	210	390	390	580	580.0	770	770	1010	1010	1300
800	900	230	430	430	650	650.0	860	860	1120	1120	1440
900	1000	260	480	480	710	710.0	930	930	1220	1220	1570
1000	1120	290	530	530	780	780.0	1020	1020	1330	1330	1720
1120	1250	320	580	580	860	860.0	1120	1120	1460	1460	1870

Radial internal clearance of spherical roller bearings with Taper bore

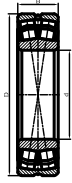
Bore Diameter	Radial Internal Clearance										
		C2		Normal		C3		C4		C5	
d	Incl.	min	max	min	max	min	max	min	max	min	max
over (mm)	mm	micron									
24	30	20	30	30	40	40.0	55	55	75	-	-
30	40	25	35	35	50	50.0	65	65	85	85	105
40	50	30	45	45	60	60.0	80	80	100	100	130
50	65	40	55	55	75	75.0	95	95	120	120	160
65	80	50	70	70	95	95.0	120	120	150	150	200
80	100	55	80	80	110	110.0	140	140	180	180	230
100	120	65	100	100	135	135.0	170	170	220	220	280
120	140	80	120	120	160	160.0	200	200	260	260	330

Spherical Roller Bearings

Radial internal clearance of spherical roller bearings with Taper bore

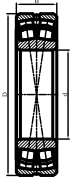
Bore Diameter	Radial Internal Clearance										
	Incl.	C2		Normal		C3		C4		C5	
d		min	max	min	max	min	max	min	max	min	max
over (mm)	mm	micron									
140	160	90	130	130	180	180.0	230	230	300	300	380
160	180	100	140	140	200	200.0	260	260	340	340	430
180	200	110	160	160	220	220.0	290	290	370	370	470
200	225	120	180	180	250	250.0	320	320	410	410	520
225	250	140	200	220	270	270.0	350	350	450	450	570
250	280	150	220	220	300	300.0	390	390	490	490	620
280	315	170	240	240	330	330.0	430	430	540	540	680
315	355	190	270	270	360	360.0	470	470	590	590	740
355	400	210	300	300	400	400.0	520	520	650	650	820
400	450	230	330	330	440	440.0	570	570	720	720	910
450	500	260	370	370	490	490.0	630	630	790	790	1000
500	560	290	410	410	540	540.0	680	680	870	870	1100
560	630	320	460	460	600	600.0	760	760	980	980	1230
630	710	350	510	510	670	670.0	850	850	1090	1090	1360
710	800	390	570	570	750	750.0	960	960	1220	1220	1500
800	900	440	640	640	840	840.0	1070	1070	1370	1370	1690
900	1000	490	710	710	930	930.0	1190	1190	1520	1520	1860
1000	1120	530	770	770	1030	1030.0	1300	1300	1670	1670	2050
1120	1250	570	830	830	1120	1120.0	1420	1420	1830	1830	2550

Spherical Roller Bearings



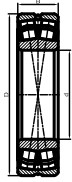
Bearing Designation	Principal Dimensions			Basic Load Ratings		Fatigue Load Limit	Speed ratings Lubrication		Mass
	d	D	B	Dynamic	Static		Grease	Oil	
mm				C (kN)	CO (kN)	Pu (kN)	rpm		kg
21304CCW33	20	52	15	30.5	30.5	3.4	8000	10000	0.160
21305 CCW33	25	62	17	41.4	41.5	4.6	6700	8500	0.250
21306 CCW33	30	72	19	55.2	61	6.8	6000	7500	0.380
21307 CCW33	35	80	21	65.6	72	8.2	5300	6700	0.510
21308 CCW33	40	90	23	82.8	98	11.0	4500	5600	0.710
21309 CCW33	45	100	25	101	114	12.9	4300	5300	0.950
21310 CCW33	50	110	27	120	140	16.0	3600	4800	1.200
21311 CCW33	55	120	29	138	163	18.6	3400	4300	1.600
21312 CCW33	60	130	31	161	200	23.2	3000	3800	1.950
21313 CCW33	65	140	3	184	240	270.0	2800	3600	2.450
21314 CCW33	70	150	35	207	260	29.0	2600	3400	3.000
21315 CCW33	75	160	37	235	300	32.5	2400	3200	3.550
21316 CCW33	80	170	39	258	335	36.0	2200	3000	4.200
21317 CCW33	85	180	41	293	375	40.0	2000	2800	5.000
21318 CCW33	90	190	43	322	425	44.0	1900	2600	5.800
21319 CCW33	95	200	45	351	480	49.0	1800	2400	7.150
21320 CCW33	100	215	47	385	530	53.0	1700	2200	8.800
21322 CCW33	110	240	50	460	630	61.0	1600	2000	12.000
22205 CCW33	25	52	18	35.7	35.7	3.9	8500	11000	0.180
22206 CCW33	30	62	20	48.9	52	5.4	7500	9500	0.280
22207 CCW33	35	72	23	67.3	73.5	8.0	6300	8000	0.430
22208 CCW33	40	80	23	73.6	81.5	9.2	6000	7500	0.520

Spherical Roller Bearings



Bearing Designation	Principal Dimensions			Basic Load Ratings		Fatigue Load Limit	Speed ratings Lubrication		Mass
	d	D	B	Dynamic	Static		Grease	Oil	
	mm			C (kN)	CO (kN)	Pu (kN)	rpm		kg
22209 CCW33	45	85	23	77.1	88.0	9.5	5300	6700	0.560
22210 CCW33	50	90	23	84.5	100.0	11.0	5000	6300	0.600
22211 CCW33	55	100	25	99.5	118.0	12.9	4500	5600	0.820
22212 CCW33	60	110	28	122.0	146.0	16.3	4000	5000	1.100
22213 CCW33	65	120	31	148.0	183.0	21.2	3800	4800	1.450
22214 CCW33	70	125	31	148.0	186.0	21.2	3600	4500	1.550
22215 CCW33	75	130	31	158.0	208.0	23.6	3400	4300	1.650
22216 CCW33	80	140	33	176.0	228.0	26.0	3200	4000	2.050
22217 CCW33	85	150	36	210.0	270.0	31.0	3000	3800	2.550
22218 CCW33	90	160	40	253.0	340.0	37.5	2600	3400	3.400
22219 CCW33	95	170	43	282.0	375.0	40.0	2400	3200	4.000
22220 CCW33	100	180	46	311.0	415.0	44.0	2200	3000	4.850
22222 CCW33	110	200	53	408.0	560.0	57.0	2000	2800	7.000
22224 CCW33	120	215	58	466.0	670.0	67.0	1900	2600	8.700
22226 CCW33	130	230	64	546.0	800.0	78.0	1800	2400	11.000
22228 CCW33	140	250	68	610.0	900.0	86.5	1700	2200	14.000
22230 CCW33	150	270	73	736.0	1080.0	102.0	1600	2000	18.000
22232 MBW33	160	290	80	863.0	1290.0	118.0	1500	1900	22.500
22234 MBW33	170	310	86	978.0	1460.0	132.0	1300	1700	28.500
22236 MBW33	180	320	86	1010.0	1560.0	140.0	1300	1700	29.500
22238 MBW33	190	340	92	1110.0	1700.0	150.0	1200	1600	36.500
22240 MBW33	200	360	98	1270.0	1930.0	166.0	1100	1500	43.500
22244 MBW33	220	400	108	1520.0	2360.0	196.0	950	1300	60.500

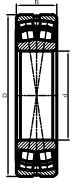
Spherical Roller Bearings



Bearing Designation	Principal Dimensions			Basic Load Ratings		Fatigue Load Limit	Speed ratings Lubrication		Mass
	d	D	B	Dynamic	Static		Grease	Oil	
mm				C (kN)	CO (kN)	Pu (kN)	rpm		kg
22248 MBW33	240	440	120	1910.0	3000.0	245.0	900	1200	83.000
22252 MBW33	260	480	130	2300.0	3550.0	285.0	850	1100	110.000
22256 MBW33	280	500	130	2350.0	3750.0	300.0	800	1000	115.000
22260 MBW33	300	540	140	2760.0	4250.0	325.0	750	950	145.000
22264 MBW33	320	580	150	3160.0	4900.0	375.0	670	850	175.000
22272 MBW33	360	650	170	4300.0	6200.0	440.0	630	850	255.000

22310 CCW33	50	110	40	176.0	200.0	21.6	3400	4300	1.850
22311 CCW33	55	120	43	199.0	232.0	25.0	3200	4000	2.350
22312 CCW33	60	130	46	235.0	280.0	30.0	3000	3800	2.950
22313 CCW33	65	140	48	253.0	300.0	32.0	2600	3400	3.550
22314 CCW33	70	150	51	311.0	380.0	40.0	2400	3200	4.300
22315 CCW33	75	160	55	345.0	430.0	44.0	2200	3000	5.250
22316 CCW33	80	170	58	374.0	455.0	46.5	2000	2800	6.200
22317 CCW33	85	180	60	420.0	520.0	52.0	1900	2600	7.250
22318 CCW33	90	190	64	477.0	610.0	60.0	1800	2400	8.600
22319 CCW33	95	200	67	518.0	670.0	64.0	1800	2400	10.000
22320 CCW33	100	215	73	610.0	800.0	75.0	1700	2200	13.000
22322 CCW33	110	240	80	725.0	965.0	86.5	1600	2000	18.000
22324 CCW33	120	260	86	845.0	1120.0	100.0	1400	1800	22.000
22326 MBW33	130	280	93	978.0	1320.0	114.0	1300	1700	28.500
22328 MBW33	140	300	102	1130.0	1560.0	132.0	1100	1500	34.500
22330 MBW33	150	320	108	1270.0	1760.0	146.0	1000	1400	41.500

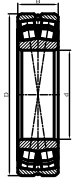
Spherical Roller Bearings



Bearing Designation	Principal Dimensions			Basic Load Ratings		Fatigue Load Limit	Speed ratings Lubrication		Mass
	d	D	B	Dynamic	Static		Grease	Oil	
	mm			C (kN)	CO (kN)	Pu (kN)	rpm		kg
22332 MBW33	160	340	114	1380.0	1960.0	160.0	950	1300	50.000
22334 MBW33	170	360	120	1540.0	2160.0	176.0	950	1300	58.500
22336 MBW33	180	380	126	1730.0	2450.0	193.0	900	1200	69.000
22338 MBW33	190	400	132	1870.0	2650.0	208.0	850	1100	80.000
22340 MBW33	200	420	138	2020.0	2900.0	224.0	850	1100	92.500
22344 MBW33	220	460	145	2350.0	3450.0	260.0	750	950	120.000
22348 MBW33	240	500	155	2670.0	4000.0	290.0	670	850	155.000
22352 MBW33	260	540	165	3050.0	4550.0	325.0	630	800	190.000
22356 MBW33	280	580	175	3450.0	5200.0	365.0	600	750	235.000
22380 MBW33	400	820	243	7500.0	10400.0	670.0	430	750	650.000

23022 CCW33	110	170	45	267.0	440.0	46.5	2200	3000	3.750
23024 CCW33	120	180	46	305.0	510.0	53.0	2000	2800	4.200
23026 CCW33	130	200	52	374.0	610.0	61.0	1900	2600	6.100
23028 CCW33	140	210	53	397.0	680.0	68.0	1800	2400	6.550
23030 CCW33	150	225	56	437.0	750.0	73.5	1700	2200	7.950
23032 MBW33	160	240	60	506.0	880.0	83.0	1700	2200	9.700
23034 MBW33	170	260	67	621.0	1060.0	100.0	1600	2000	13.000
23036 MBW33	180	280	74	725.0	1250.0	114.0	1400	1800	17.000
23038 MBW33	190	290	75	753.0	1340.0	122.0	1300	1700	18.000
23040 MBW33	200	310	82	880.0	1530.0	137.0	1200	1600	23.000
23044 MBW33	220	340	90	1050.0	1860.0	163.0	100	1500	30.500
23048 MBW33	240	360	92	1130.0	2080.0	176.0	1000	1400	33.500

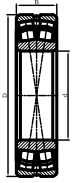
Spherical Roller Bearings



Bearing Designation	Principal Dimensions			Basic Load Ratings		Fatigue Load Limit	Speed ratings Lubrication		Mass
	d	D	B	Dynamic	Static		Grease	Oil	
mm				C (kN)	CO (kN)	Pu (kN)	rpm		kg
23052 MBW33	260	400	104	1400.0	2550.0	212.0	900	1200	48.500
23056 MBW33	280	420	106	1520.0	2850.0	224.0	850	1100	52.500
23060 MBW33	300	460	118	1840.0	3450.0	265.0	800	1000	71.500
23064 MBW33	320	480	121	1960.0	3800.0	285.0	800	1000	78.000
23068 MBW33	340	520	133	2700.0	4500.0	335.0	100	1300	105.000
23072 MBW33	360	540	134	2750.0	4800.0	345.0	950	1200	110.000
23076 MBW33	380	560	135	2900.0	5000.0	380.0	900	1200	115.000
23080 MBW33	400	600	148	3250.0	5700.0	400.0	850	1100	150.000
23084 MBW33	420	620	150	3400.0	6000.0	415.0	600	1100	155.000
23088 MBW33	440	650	157	3650.0	6550.0	450.0	560	1000	180.000
23092 MBW33	460	680	163	3900.0	6950.0	465.0	560	950	205.000
23096 MBW33	480	700	165	3900.0	6800.0	450.0	530	950	215.000

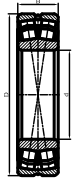
23120 CCW33	100	165	52	322.0	490.0	53.0	2000	2800	4.400
23122 MBW33	110	180	56	374.0	585.0	61.0	1900	2600	5.550
23124 CCW33	120	200	62	449.0	695.0	71.0	1800	2400	7.800
23126 CCW33	130	210	64	489.0	780.0	78.0	1700	2200	8.550
23128 CCW33	140	225	68	546.0	900.0	88.0	1600	2000	10.500
23130 MBW33	150	250	80	725.0	1200.0	114.0	1400	1800	16.000
23132 MBW33	160	270	86	845.0	1370.0	129.0	1300	1700	20.500
23134 MBW33	170	280	88	897.0	1500.0	137.0	1200	1600	21.500
23136 MBW33	180	300	96	1050.0	1760.0	160.0	1100	1500	27.500
23138 MBW33	190	320	104	1200.0	2080.0	183.0	1000	1400	34.500

Spherical Roller Bearings



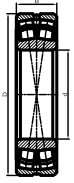
Bearing Designation	Principal Dimensions			Basic Load Ratings		Fatigue Load Limit	Speed ratings Lubrication		Mass
	d	D	B	Dynamic	Static		Grease	Oil	
	mm			C (kN)	CO (kN)	Pu (kN)	rpm		kg
23140 MBW33	200	340	112	1380.0	2360.0	204.0	950	1300	42.500
23144 MBW33	220	370	120	1580.0	2750.0	232.0	900	1200	53.000
23148 MBW33	240	400	128	1790.0	3200.0	255.0	850	1100	65.500
23152 MBW33	260	440	144	2220.0	3900.0	290.0	800	1000	90.500
23156 MBW33	280	460	146	2300.0	4250.0	335.0	750	950	97.000
23160 MBW33	300	500	160	2820.0	5100.0	380.0	670	850	125.000
23164 MBW33	320	540	176	3280.0	6000.0	440.0	630	800	165.000
23168MBW33	340	580	190	4250.0	6800.0	480.0	800	1000	210.000
23172 MBW33	360	600	192	4300.0	6950.0	490.0	750	1000	220.000
23176 MBW33	380	620	194	4400.0	7100.0	500.0	560	1000	230.000
23180 MBW33	400	650	200	4650.0	7650.0	530.0	530	950	265.000
23184 MBW33	420	700	224	5600.0	9300.0	620.0	480	900	350.000
23188 MBW33	440	720	226	6000.0	10000.0	670.0	450	850	360.000
23192 MBW33	460	760	240	6400.0	101800.0	680.0	430	800	440.000
23196 MBW33	480	790	248	6950.0	12000.0	780.0	400	750	485.000
23218 CCW33	90	160	52.4	311.0	440.0	48.0	1900	2600	4.600
23220 CCW333	100	180	60.3	414.0	600.0	63.0	1700	2200	6.700
23222 CCW33	110	200	69.8	518.0	765.0	76.5	1600	2000	9.700
23224 MBW33	120	215	76	610.0	930.0	93.0	1500	1900	12.000
23226 MBW33	130	230	80	690.0	1060.0	104.0	1300	1700	14.000
23228 MBW33	140	250	88	799.0	1250.0	120.0	1200	1600	18.500
23230 MBW33	150	270	96	937.0	1460.0	137.0	1100	1500	24.000

Spherical Roller Bearings



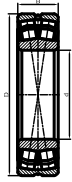
Bearing Designation	Principal Dimensions			Basic Load Ratings		Fatigue Load Limit	Speed ratings Lubrication		Mass
	d	D	B	Dynamic	Static		Grease	Oil	
mm				C (kN)	CO (kN)	Pu (kN)	rpm		kg
23232 MBW33	160	290	104	1070.0	1660.0	153.0	1000	1400	30.000
23234 MBW33	170	310	110	1220.0	1930.0	173.0	950	1300	36.500
23236 MBW33	180	320	112	1290.0	2120.0	186.0	900	1200	39.000
23238 MBW33	190	340	120	1460.0	2400.0	208.0	850	1100	47.500
23240 MBW33	200	360	128	1610.0	2700.0	228.0	850	1100	57.000
23244 MBW33	220	400	144	2070.0	3450.0	285.0	750	950	79.500
23248 MBW33	240	440	160	2530.0	4300.0	345.0	670	850	110.000
23252 MBW33	260	480	174	2820.0	4750.0	360.0	630	800	140.000
23256 MBW33	280	500	176	2820.0	4900.0	365.0	600	750	150.000
23260 MBW33	300	540	192	3340.0	5850.0	425.0	530	670	190.000
23264 MBW33	320	580	208	3850.0	6700.0	475.0	500	630	240.000
23268MBW33	340	620	224	5100.0	7800.0	550.0	560	800	295.000
23272 MBW33	360	650	232	5400.0	8300.0	570.0	530	750	335.000
23276 MBW33	380	680	240	5850.0	9150.0	620.0	500	750	375.000
23280MBW33	400	720	256	6550.0	10400.0	680.0	480	670	450.000
23284 MBW33	420	760	272	7350.0	11600.0	765.0	450	630	535.000
23288 MBW33	440	790	280	7800.0	12500.0	800.0	430	600	590.000
23292 MBW33	460	830	296	8500.0	13700.0	880.0	400	560	695.000
23296 MBW33	480	870	310	9300.0	15000.0	950.0	380	530	800.000
<hr/>									
23896 MBW33	480	600	90	1440.0	3750.0	280.0	530	1100	61.000
<hr/>									
23926 MBW33	130	180	37	202.0	360.0	37.5	2000	3200	2.950

Spherical Roller Bearings



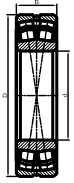
Bearing Designation	Principal Dimensions			Basic Load Ratings		Fatigue Load Limit	Speed ratings Lubrication		Mass
	d	D	B	Dynamic	Static		Grease	Oil	
	mm			C (kN)	CO (kN)	Pu (kN)	rpm		kg
23932 MBW33	160	220	45	299.0	570.0	55.0	1900	2600	5.200
23936 MBW33	180	250	52	431.0	830.0	76.5	1700	2200	8.200
23938 MBW33	190	260	52	414.0	800.0	76.5	1700	2200	8.400
23940 MBW33	200	280	60	546.0	1040.0	93.0	1600	2000	11.500
23943 MBW33	360	480	90	1400.0	2750.0	220.0	1200	1300	43.000
23944 MBW33	220	300	60	546.0	1080.0	93.0	1500	1900	13.000
23948 MBW33	240	320	60	564.0	1160.0	98.0	1300	1700	14.000
23952 MBW33	260	360	75	880.0	1800.0	156.0	1100	1500	24.000
23956 MBW33	280	380	75	845.0	1760.0	143.0	1000	1400	26.000
23960 MBW33	300	420	90	1200.0	2500.0	200.0	950	1300	40.500
23964 MBW33	320	440	90	1240.0	2700.0	212.0	900	1200	42.000
23968 MBW33	340	460	90	1460.0	2800.0	216.0	1300	1400	45.500
23976 MBW33	380	520	106	1960.0	3800.0	285.0	1100	1200	69.000
23980 MBW33	400	540	106	2000.0	3900.0	290.0	1100	1200	71.000
23984 MBW33	420	560	106	2040.0	4150.0	300.0	1000	1100	74.500
23988MBW33	440	600	118	2450.0	4900.0	345.0	950	1000	99.500
23992 MBW33	460	620	118	2500.0	5000.0	355.0	600	1000	105.000
23996 MBW33	480	650	128	2900.0	5700.0	405.0	560	1000	125.000
24024 MBW33	120	180	60	374.0	670.0	68.0	1600	2000	5.400
24026 MBW33	130	200	69	477.0	815.0	81.5	1500	1900	7.950
24028 MBW33	140	210	69	495.0	900.0	88.0	1400	1800	8.450
24030 MBW33	150	225	75	564.0	1040.0	100.0	1300	1700	10.500

Spherical Roller Bearings



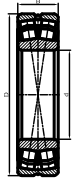
Bearing Designation	Principal Dimensions			Basic Load Ratings		Fatigue Load Limit	Speed ratings Lubrication		Mass
	d	D	B	Dynamic	Static		Grease	Oil	
mm				C (kN)	CO (kN)	Pu (kN)	rpm		kg
24032 MBW33	160	240	80	656.0	1200.0	114.0	1100	1500	13.000
24034 MBW33	170	260	90	799.0	1460.0	137.0	1000	1400	17.500
24036 MBW33	180	280	100	937.0	1730.0	156.0	950	1300	23.000
24038 MBW33	190	290	100	978.0	1800.0	163.0	950	1300	24.000
24040 MBW33	200	310	109	1130.0	2120.0	186.0	900	1200	30.500
24044 MBW33	220	340	118	1360.0	2600.0	212.0	850	1100	39.500
24048 MBW33	240	360	118	1380.0	2700.0	228.0	800	1000	42.500
24052 MBW33	260	400	140	1760.0	3450.0	285.0	700	900	64.500
24056MBW33	280	420	140	1870.0	3800.0	285.0	670	850	68.500
24056 MBW33	280	420	140	1870.0	3800.0	285.0	670	850	68.500
24060 MBW33	300	460	160	2350.0	4750.0	355.0	600	750	97.000
24064 MBW33	320	480	160	2480.0	5100.0	400.0	560	700	100.000
24068 MBW33	340	520	180	3450.0	6200.0	475.0	750	1100	140.000
24072 MBW33	360	540	180	3550.0	6550.0	490.0	700	1000	145.000
24076 MBW33	380	560	180	3600.0	6800.0	480.0	670	950	150.000
24080 MBW33	400	600	200	4300.0	8150.0	560.0	630	900	205.000
24084 MBW33	420	620	200	4400.0	8300.0	585.0	530	480	210.000
24088 MBW33	440	650	212	4800.0	9150.0	630.0	500	850	245.000
24092 MBW33	460	680	218	5200.0	10000.0	670.0	480	800	275.000
24096 MBW33	480	700	218	5300.0	10400.0	695.0	450	750	285.000
24122 CCW33	110	180	69	460.0	750.0	78.0	1600	2000	6.850
24124 MBW33	120	200	80	575.0	950.0	95.0	1400	1800	10.000

Spherical Roller Bearings



Bearing Designation	Principal Dimensions			Basic Load Ratings		Fatigue Load Limit	Speed ratings Lubrication		Mass
	d	D	B	Dynamic	Static		Grease	Oil	
	mm			C (kN)	CO (kN)	Pu (kN)	rpm		kg
24126 MBW33	130	210	80	587.0	1000.0	100.0	1300	1700	11.000
24128 MBW33	140	225	85	673.0	1160.0	112.0	1100	1500	13.000
24130 MBW33	150	250	100	897.0	1530.0	146.0	1000	1400	19.500
24132 MBW33	160	270	109	1040.0	1760.0	163.0	950	1300	25.000
24134 MBW33	170	280	109	1070.0	1860.0	170.0	900	1200	26.500
24136 MBW33	180	300	118	1220.0	2160.0	196.0	900	1200	33.500
24138 MBW33	190	320	128	1400.0	2500.0	212.0	850	1100	42.000
24140 MBW33	200	340	140	1580.0	2800.0	232.0	800	1000	52.000
24144 MBW33	220	370	150	1840.0	3350.0	285.0	750	950	65.000
24148 MBW33	240	400	160	2100.0	3900.0	325.0	670	850	80.500
24152 MBW33	260	440	180	2620.0	4800.0	390.0	600	750	110.000
24156 MBW33	280	460	180	2670.0	5100.0	415.0	560	700	120.000
24160 MBW33	300	500	200	3280.0	6300.0	465.0	530	670	160.000
24164 MBW33	320	540	218	3740.0	7100.0	510.0	480	600	210.000
24168MBW33	340	580	243	5300.0	8650.0	640.0	600	850	280.000
24172MBW33	360	600	243	5600.0	9300.0	670.0	560	800	270.000
24176 MBW33	380	620	243	5700.0	9800.0	710.0	480	850	300.000
24180 MBW33	400	650	250	6200.0	10600.0	735.0	430	800	340.000
24184 MBW33	420	700	280	7350.0	12600.0	850.0	400	750	445.000
24188 MBW33	440	720	280	7500.0	13200.0	900.0	400	700	460.000
24192 MBW33	460	760	300	8300.0	14600.0	1000.0	360	670	560.000
24196 MBW33	480	790	308	9000.0	15600.0	1040.0	340	630	605.000

Spherical Roller Bearings

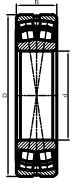


Bearing Designation	Principal Dimensions			Basic Load Ratings		Fatigue Load Limit	Speed ratings Lubrication		Mass
	d	D	B	Dynamic	Static		Grease	Oil	
mm				C (kN)	CO (kN)	Pu (kN)	rpm		kg
24892 MBW33	460	580	118	1790.0	4900.0	345.0	560	1100	75.500

230/500 MBW33	500	720	167	4150.0	7800.0	510.0	500	900	225.000
231/500 MBW33	500	830	264	7650.0	12900.0	830.0	380	700	580.000
232/500 MBW33	500	920	336	10600.0	173000.0	1060.0	360	500	985.000
238/500 MBW33	500	620	90	1480.0	4000.0	290.0	530	1000	62.000

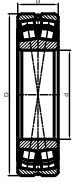
239/500 MBW33	500	670	128	2900.0	6000.0	415.0	530	950	130.000
239/500 MBW33	530	710	136	2980.0	6755.0		450	600	150.000
239/560 MBW33	560	750	140	3100.0	7650.0		340	430	183.000
239/600 MBW33	600	800	150	3450.0	8650.0		320	400	221.000
239/630 MBW33	630	850	165	4290.0	9910.0		380	500	280.000
239/630 MBW33	670	900	170	4300.0	10600.0		280	360	326.000
239/710 MBW33	710	950	180	4800.0	12000.0		260	340	386.000
239/750 MBW33	750	1000	185	5200.0	12900.0		260	340	437.000
239/800 MBW33	800	1060	195	5850.0	15000.0		240	320	506.000
239/900 MBW33	900	1180	200	6930.0	17120.0		280	360	605.000
239/950 MBW33	950	1250	224	7500.0	20000.0		190	260	776.000
239/1000MBW33	1000	1320	236	8150.0	21600.0		180	240	921.000
239/1060MBW33	1060	1400	250	9800.0	26000.0		170	220	1110.000
239/1120MBW33	1120	1460	250	10200.0	27500.0		160	200	1150.000
239/1180MBW33	1180	1540	272	11400.0	31000.0		150	190	1410.000

Spherical Roller Bearings



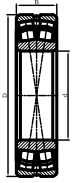
Bearing Designation	Principal Dimensions			Basic Load Ratings		Fatigue Load Limit	Limiting Speed	Mass
	d	D	B	Dynamic	Static		Grease	
	mm			C (kN)	CO (kN)	Pu (KN)	rpm	kg
21304 EW33	20	52	15	40.5	33.5	3.7	15000	0.160
21305 EW33	25	62	17	52.0	43.0	4.8	13000	0.245
21306 EW33	30	72	19	72.0	63.0	7.0	11000	0.386
21307 EW33	35	80	21	83.0	73.5	8.1	9500	0.503
21308 EW33	40	90	23	108.0	106.0	14.3	9500	0.701
21309 EW33	45	100	25	129.0	129.0	17.3	8500	0.845
21310 EW33	50	110	27	129.0	129.0	17.3	8500	1.280
21312 EW33	60	130	31	212.0	228.0	28.0	6300	1.780
21313 EW33	65	140	33	250.0	270.0	34.0	5000	2.420
21314 EW33	70	150	35	250.0	270.0	34.0	5000	3.000
21315 EW33	75	160	37	305.0	325.0	38.5	4800	2.860
21316 EW33	80	170	39	305.0	325.0	38.5	4800	2.650
21320 EW33	100	215	47	490.0	530.0	61.0	3600	8.190
21322 EW33	110	240	50	600.0	640.0	69.0	3000	11.100
<hr/>								
22205 EW33	25	52	18	48.0	42.5	4.8	17000	0.180
22206 EW33	30	62	20	64.0	57.0	6.9	13000	0.275
22207 EW33	35	72	23	88.0	81.5	9.4	11000	0.434
22208 EW33	40	80	23	102.0	90.0	11.8	10000	0.528
22209 EW33	45	85	23	104.0	98.0	12.7	10000	0.589
22210 EW33	50	90	23	108.0	106.0	14.3	9500	0.622
22211 EW33	55	100	25	129.0	129.0	17.3	8500	0.851
22212 EW33	60	110	28	170.0	166.0	21.2	7500	1.120

Spherical Roller Bearings




Bearing Designation	Principal Dimensions			Basic Load Ratings		Fatigue Load Limit	Limiting Speed Grease	Mass
	d	D	B	Dynamic	Static			
	mm			C (kN)	CO (kN)	Pu (KN)	rpm	kg
22213 EW33	65	120	31	200	208	25.5	6700	1.550
22214 EW33	70	125	31	212	228	28.0	6300	1.650
22215 EW33	75	130	31	216	236	29.5	6300	1.720
22216 EW33	80	140	33	250	270	34.0	5600	2.130
22217 EW33	85	150	36	305	325	38.5	5300	2.650
22218 EW33	90	160	40	345	375	42.5	4800	3.430
22219 EW33	95	170	43	380	415	47.0	4500	4.130
22220 EW33	100	180	46	430	475	52.0	4300	4.960
22222 EW33	110	200	53	550	600	62.0	4000	6.990
<hr/>								
22308 EW33	40	90	33	156	150	13.1	7500	1.050
22309 EW33	45	100	36	186	183	16.1	6700	1.390
22310 EW33	50	110	40	228	224	20.3	6000	1.900
22311 EW33	55	120	43	265	260	23.9	5600	2.270
22312 EW33	60	130	46	310	310	28.0	5000	2.890
22313 EW33	65	140	48	355	365	32.5	4800	3.570
22314 EW33	70	150	51	390	390	36.5	4500	4.210
22315 EW33	75	160	55	440	450	40.5	4300	5.180
22316 EW33	80	170	58	500	510	45.0	4300	6.270
22317 EW33	85	180	60	540	560	50.0	4000	7.060
22318 EW33	90	190	64	610	630	55.0	3600	8.510
22319 EW33	95	200	67	670	695	60.0	3000	9.690
22320 EW33	100	215	73	815	915	75.0	3000	13.100

Spherical Roller Bearings



Bearing Designation	Principal Dimensions			Basic Load Ratings		Fatigue Load Limit	Limiting Speed	Mass
	d	D	B	Dynamic	Static		Grease	
	mm			C (kN)	CO (kN)	Pu (KN)	rpm	kg
22322 EW33	110	240	80	950	1060	91.0	2600	17.700
23022 EW33	110	170	45	400	530	52.0	4300	3.550
23120 EW33	100	165	52	450	570	52.0	4300	4.220
23122 EW33	110	180	56	530	680	61.0	4000	5.310
23218 EW33	90	160	52.4	440	520	48.5	4300	4.270
23220 EW33	100	180	60.3	550	655	60.0	3600	6.320
23222 EW33	110	200	69.8	710	865	72.0	3000	9.180



Cylindrical Roller Bearings

BMI manufactures many types and sizes of cylindrical roller bearings, the majority being single row bearings with a cage, but also single or double row bearings with a full complement of rollers. The contact geometry between roller and raceway has been much improved by the introduction of the "logarithmic" profile that provides for optimum stress distribution in the bearing. Optimized surface finishes favor lubricant film formation and the correct rolling motion of the cylindrical rollers.

Product Highlights

- Logarithmically crowned rollers
- High speed performance
- Precision-honed rolling contact surfaces
- Wide Range
- Application flexibility
- Customized solutions

Cylindrical Roller Bearings

E Design

BMI manufactures the E design of cylindrical roller bearings for higher load applications. The numbering system is the same only difference is the addition of a suffix "E".

Suffixes

1. Basic Design

- N - Two integral flanges on inner ring, flangeless outer ring
- NU - Two integral flanges on outer ring, flangeless inner
- NJ - One flange on inner ring, two flanges on outer ring
- NUP - Two integral flanges on outer ring, one integral flange on inner ring and one loose flange on inner ring
- NCF - full complement, two flanges on inner ring, one flange on outer ring with snap ring
- NJG - Full complement with one flange on inner ring and two flanges on outer ring
- NNCF - Two-Row, full compliment, three flanges on inner ring, one flange on outer ring with snap ring
- NNF - Two row full complement
- NNCL - Double row CRB with no outer ring integral flanges, only one centrally located snap ring
- NNC - Double row CRB with one outer ring integral flange and one flange ring'

2. Internal Design

- EC - Increased capacity plus improved roller end to flange contact

3. Cage designs

- M - Two piece machined brass cage, rolling element guided
- MA - Two piece machined brass cage, rolling element guided
- MB - Machined brass cage, inner ring flange guided
- ML/MP - One Piece window-type brass cage, inner or outer ring centered
- M2 - Solid brass drilled cage, roller guided for traction motor bearings
- J - Pressed steel cage, rolling element guided
- P - Molded glass fiber reinforced polyamide 6.6 cage, roller centered
- PHA - Injection molded cage of poletheretherketone (PEEK) outer ring centered

4. Radial internal clearance

- C1 - Clearance < C2
- C2 - Clearance < Normal
- (C0)* - Normal internal clearance
- C3 - Clearance > Normal
- C4 - Clearance > C3
- * - Not marked on bearing or package

5. Variations

- V - Full complement bearing without cage
- BV - V+ surface treated rollers
- 2LS - Two land riding contact seals

Cylindrical Roller Bearings

Internal Clearance

Radial Internal clearance

BMI single row cylindrical roller bearings are produced with normal radial internal clearance as standard; the majority of the bearings are also available with C3 radial internal clearance and some with the appreciably greater C4 clearance.

The values for the clearance correspond to DIN 620, part 4 for the size range covered by this standard. The values apply to bearings before mounting and under zero measuring loads.

BMI full complement cylindrical roller bearings are manufactured with normal or C3 radial internal clearance as standard. The values for the clearance limits correspond to ISO

Axial internal clearance

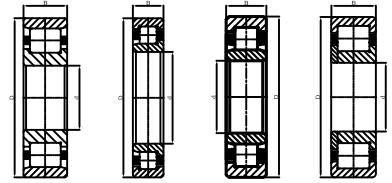
Cylindrical roller bearings of the NUP type can serve to locate shafts in both directions, and are manufactured by BMI with axial internal clearance. The values given for axial internal clearance should be considered as guideline values. Because of roller tilting during measurement of the axial internal clearance, increases in the clearance are possible. These correspond for bearings of series 10,2,3 and 4 to approximately the radial internal clearance and for bearings of series 22 and 23 to approximately 2/3 of the radial internal clearance.

Cylindrical Roller Bearings

The values for clearance limits corresponds to ISO and are shown in table below

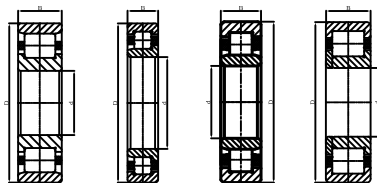
Bore Diameter	Radial Internal Clearance						
	Incl.	CN		C3		C4	
d		min	max	min	max	min	max
over (mm)	mm	micron					
-	24	20	45	35	60	50	75
24	30	20	45	35	60	50	75
30	40	25	50	45	70	60	85
40	50	30	60	50	80	70	100
50	65	40	70	60	90	80	110
65	80	40	75	65	100	90	125
80	100	50	85	75	110	105	140
100	120	50	90	85	125	125	165
120	140	60	105	100	145	145	190
140	160	70	120	115	165	165	215
160	180	75	125	123	170	170	220
180	200	90	145	140	195	195	250
200	225	105	165	160	220	220	280
225	250	110	175	170	235	235	300
250	280	125	195	190	260	260	330

Cylindrical Roller Bearings



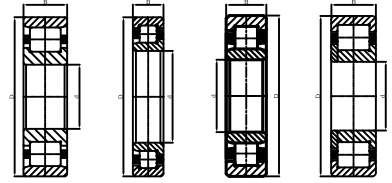
Bearing Designation	Principal Dimensions			Basic Load Ratings		Fatigue Load Limit	Limiting Speed	Mass
	d	D	B	Dynamic	Static			
	mm			C (kN)	CO (kN)	Pu (KN)	rpm	kg
N 202 E	15	35	11	15.1	10.4	1.5	22000	0.047
N 203 E	17	40	12	20.8	14.6	2.1	18000	0.068
N 204 E	20	47	14	32.5	24.7	3.9	16000	0.112
N 205 E	25	52	15	34.5	27.5	3.5	15000	0.137
N 206 E	30	62	16	45.0	36.0	4.7	12000	0.207
N 207 E	35	72	17	58.0	48.5	7.9	10000	0.301
N 208 E	40	80	18	63.0	53.0	8.7	9000	0.358
N 209 E	45	85	19	72.0	63.0	10.6	8500	0.434
N 210 E	50	90	20	75.0	69.0	11.5	8000	0.488
N 211 E	55	100	21	99.0	95.0	16.3	7000	0.668
N 212 E	60	110	22	111.0	102.0	16.8	6300	0.827
N 213 E	65	120	23	127.0	119.0	19.8	6000	1.050
N 214 E	70	125	24	140.0	137.0	23.1	5300	1.160
N 214 E	85	150	28	194.0	194.0	31.5	4500	1.920
N 215 E	75	130	25	154.0	150.0	26.5	5300	1.290
N 216 E	80	140	26	165.0	167.0	27.5	4800	1.550
N 218 E	90	160	30	215.0	217.0	35.0	4300	2.370
N 219 E	95	170	32	260.0	265.0	41.5	3800	2.890
N 220 E	100	180	34	295.0	305.0	47.5	3800	3.500
N 221 EM	105	190	36	310.0	320.0	49.0	5600	4.630
N 222 E	110	200	38	345.0	365.0	56.0	3400	4.850
N 224 E	120	215	40	390.0	415.0	64.0	3200	5.670
N 226 E	130	230	40	425.0	445.0	65.0	3000	6.510

Cylindrical Roller Bearings



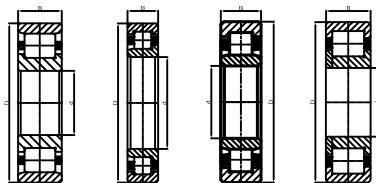
Bearing Designation	Principal Dimensions			Basic Load Ratings		Fatigue Load Limit	Limiting Speed	Mass
	d	D	B	Dynamic	Static			
	mm			C (kN)	CO (kN)	Pu (kN)	rpm	kg
N 228 EM	140	250	42	460.0	510.0	72.0	4800	9.300
N 230 EM	150	270	45	520.0	590.0	82.0	4500	11.700
N 232 EM	160	290	48	590.0	670.0	93.0	4300	14.600
N 234 EM	170	310	52	700.0	780.0	107.0	3600	18.000
N 238 EM	190	340	55	680.0	930.0	100.0	3200	22.800
N 240 EM	200	360	58	750.0	1040.0	110.0	3000	27.200
N 305 E	25	62	17	48.0	36.5	4.7	12000	0.245
N 306 E	30	72	19	61.0	48.0	6.4	10000	0.368
N 307 E	35	80	21	76.0	63.0	10.7	9000	0.486
N 308 E	40	90	23	95.0	78.0	12.9	7500	0.656
N 309 E	45	100	25	115.0	98.0	16.4	6700	0.891
N 310 E	50	110	27	130.0	113.0	19.1	6300	1.160
N 311 E	55	120	29	159.0	139.0	23.6	5600	1.480
N 312 E	60	130	31	177.0	157.0	26.5	5000	1.840
N 313 E	65	140	33	214.0	191.0	32.0	4800	2.280
N 314 E	70	150	35	242.0	222.0	37.0	4500	2.790
N 315 E	75	160	37	285.0	265.0	43.0	4000	3.340
N 316 E	80	170	39	300.0	275.0	46.0	3800	4.120
N 317 EM	85	180	41	340.0	325.0	53.0	5600	5.300
N 318 E	90	190	43	370.0	350.0	55.0	5300	6.190
N 319 EM	95	200	45	390.0	380.0	59.0	5300	7.050
N 320 EM	100	215	47	450.0	425.0	65.0	5000	8.750

Cylindrical Roller Bearings



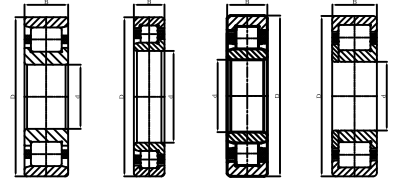
Bearing Designation	Principal Dimensions			Basic Load Ratings		Fatigue Load Limit	Limiting Speed	Mass
	d	D	B	Dynamic	Static			
	mm			C (kN)	CO (kN)	Pu (KN)	rpm	kg
N 322 E	110	240	50	520.0	510.0	78.0	4800	11.700
N 324 EM	120	260	55	610.0	600.0	87.0	4500	15.100
N 326 EM	130	280	58	720.0	720.0	103.0	4300	18.400
N 328 EM	140	300	62	790.0	800.0	113.0	3800	22.500
N 330 EM	150	320	65	900.0	930.0	126.0	3600	26.800
N 332 EM	160	340	68	865.0	1060.0	114.0	3000	32.600
N 334 EM	170	360	72	965.0	1220.0	132.0	3000	37.900
NU 202 E	15	35	11	15.1	10.4	1.3	22000	0.048
NU 203 E	17	40	12	20.8	14.6	1.8	18000	0.069
NU 204 E	20	47	14	32.5	24.7	3.1	16000	0.114
NU 204 E	20	47	18	38.5	31.0	5.0	16000	0.146
NU 205 E	25	52	18	41.5	34.5	5.7	15000	0.165
NU 206E	30	62	20	57.0	48.5	8.1	12000	0.255
NU 207 E	35	72	17	58.0	48.0	6.4	10000	0.303
NU 208 E	40	80	18	63.0	53.0	7.0	9000	0.379
NU 209 E	45	85	19	72.0	63.0	8.6	8500	0.434
NU 210 E	50	90	20	75.0	69.0	9.3	8000	0.490
NU 211 E	55	100	21	99.0	95.0	13.2	7000	0.665
NU 212 E	60	110	22	111.0	102.0	13.9	6300	0.824
NU 213 E	65	120	23	127.0	119.0	16.3	6000	1.040
NU 214 E	70	125	24	140.0	137.0	19.0	5300	1.150
NU 215 E	75	130	25	154.0	156.0	21.7	5300	1.270

Cylindrical Roller Bearings



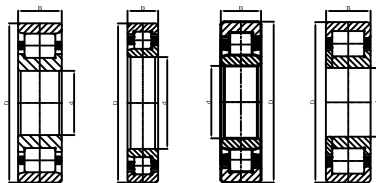
Bearing Designation	Principal Dimensions			Basic Load Ratings		Fatigue Load Limit	Limiting Speed	Mass
	d	D	B	Dynamic	Static			
	mm			C (kN)	CO (kN)	Pu (KN)	rpm	kg
NU 216 E	80	140	26	165.0	167.0	22.6	4800	1.550
NU 217 E	85	150	28	194.0	194.0	26.0	4500	1.910
NU 218 E	90	160	30	215.0	217.0	28.5	4300	2.360
NU 219 E	95	170	32	260.0	265.0	34.0	3800	2.880
NU 220 E	100	180	34	295.0	305.0	38.5	3800	3.490
NU 221 E	105	190	36	310.0	320.0	40.0	3600	4.080
NU 222 E	110	200	38	345.0	365.0	56.0	3400	4.840
NU 224 E	120	215	40	390.0	415.0	52.0	3200	5.800
NU 226 E	130	230	40	425.0	445.0	54.0	3000	6.500
NU 228 EM	140	250	42	460.0	510.0	59.0	4800	9.310
NU 232 EM	160	290	48	590.0	670.0	76.0	4300	14.600
NU 230 EM	150	270	45	520.0	590.0	68.0	4500	11.800
NU 234 EM	170	310	52	700.0	780.0	88.0	3600	18.100
NU 236 EM	180	320	52	730.0	830.0	93.0	3600	18.900
NU 238 EM	190	340	55	680.0	930.0	85.0	3200	22.800
NU 240EM	200	360	58	750.0	1040.0	110.0	3000	27.200
NU 244 EM	200	400	65	950.0	1320.0	109.0	2800	38.500
NU 244 EM	220	400	65	950.0	1320.0	109.0	2800	38.500
NU 303 E	17	47	14	30.0	21.2	2.7	16000	0.121
NU 304 E	20	52	21	48.5	38.0	6.3	14000	0.215
NU 305 E	25	62	24	66.0	55.0	9.4	12000	0.349
NU 307 E	35	80	21	76.0	63.0	8.6	9000	0.486

Cylindrical Roller Bearings



Bearing Designation	Principal Dimensions			Basic Load Ratings		Fatigue Load Limit	Limiting Speed	Mass
	d	D	B	Dynamic	Static			
	mm			C (kN)	CO (kN)	Pu (KN)	rpm	kg
NU 308 E	40	90	23	95.0	78.0	10.4	7500	0.659
NU 309 E	45	100	25	115.0	98.0	13.3	6700	0.893
NU 310 E	50	110	27	130.0	113.0	1.5	6300	1.160
NU 311 E	55	120	29	159.0	139.0	19.1	5600	1.480
NU 312 E	60	130	31	177.0	157.0	21.7	5000	1.850
NU 313 E	65	140	33	214.0	191.0	26.0	4800	2.280
NU 314 E	70	150	35	242.0	222.0	30.0	4500	2.790
NU 315 E	75	160	37	285.0	265.0	34.5	4000	3.330
NU 316 E	80	170	39	300.0	275.0	37.0	3800	3.960
NU 317 E	85	180	41	320.0	300.0	40.0	3600	4.620
NU 318 E	90	190	43	370.0	350.0	44.0	3400	5.390
NU 319 E	95	200	45	390.0	380.0	48.0	3400	6.320
NU 320 E	100	215	47	450.0	425.0	53.0	3200	7.670
NU 322 E	110	240	50	495.0	475.0	59.0	3000	10.300
NU 324 E	120	260	55	610.0	60.0	70.0	2800	13.300
NU 326 E	130	280	58	680.0	670.0	79.0	2600	16.200
NU 328 E	140	300	62	790.0	800.0	92.0	2400	20.100
NU 330EM	150	320	65	900.0	930.0	103.0	3600	26.800
NU 332 EM	160	340	68	865.0	1060.0	96.0	3000	31.800
NU 334 EM	170	360	72	965.0	1220.0	105.0	3000	38.000
NU 336 EM	180	380	75	1040.0	1320.0	112.0	2800	43.900
NU 338 EM	190	400	78	1120.0	1430.0	120.0	2800	50.600
NU 340 EM	200	420	80	1180.0	1530.0	128.0	2600	57.300

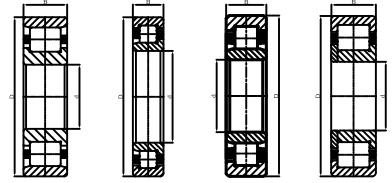
Cylindrical Roller Bearings



Bearing Designation	Principal Dimensions			Basic Load Ratings		Fatigue Load Limit	Limiting Speed	Mass
	d	D	B	Dynamic	Static			
	mm			C (kN)	CO (kN)	Pu (kN)	rpm	kg
NU 344 EM	200	460	88	1430.0	1900.0	152.0	2400	75.500
NU 344 EM	220	460	88	1430.0	1900.0	152.0	2400	75.500

NU 1005 M	25	52	15	34.5	27.5	4.4	15000	0.135
NU 1006 M	30	62	16	45.0	36.0	5.7	12000	0.205
NU 1007 M	35	62	14	29.0	26.0	3.2	20000	0.177
NU 1008 M	40	68	15	33.5	30.5	3.4	19000	0.216
NU 1009 M	45	75	16	40.0	37.5	4.8	16000	0.277
NU 1010 M	50	80	16	42.5	41.5	5.3	15000	0.305
NU 1011 EM	55	90	18	53.0	62.0	6.6	13000	0.451
NU 1012 M	60	95	18	52.0	55.0	7.1	13000	0.480
NU 1013 M	65	100	18	53.0	58.0	7.5	12000	0.507
NU 1014 M	70	110	20	75.0	78.0	10.6	11000	0.706
NU 1015 M	75	115	20	76.0	82.0	11.1	10000	0.737
NU 1016 M	80	125	22	91.0	99.0	13.6	9500	0.990
NU 1017 M	85	130	22	93.0	103.0	14.0	9000	1.040
NU 1018 M	90	140	24	111.0	124.0	16.8	8500	1.310
NU 1019 M	95	145	24	113.0	130.0	17.3	8000	1.410
NU 1020 M	100	150	24	116.0	135.0	17.9	7500	1.460
NU 1021 M	105	160	26	131.0	153.0	19.4	7000	1.840
NU 1022 M	110	170	28	166.0	190.0	24.2	7000	2.310
NU 1024 M	120	180	28	174.0	207.0	26.0	6300	2.470
NU 1026 M	130	200	33	212.0	250.0	31.0	5600	3.810

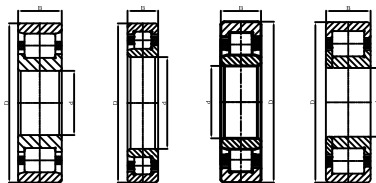
Cylindrical Roller Bearings



Bearing Designation	Principal Dimensions			Basic Load Ratings		Fatigue Load Limit	Limiting Speed	Mass
	d	D	B	Dynamic	Static			
	mm			C (kN)	CO (kN)	Pu (kN)	rpm	kg
NU 1028 M	140	210	33	216.0	265.0	32.0	5300	3.940
NU 1030 M	150	225	35	248.0	310.0	37.0	5000	4.930
NU 1032 M	160	240	38	290.0	355.0	42.5	4800	5.920
NU 1034 M	170	260	42	350.0	435.0	49.5	4500	8.030
NU 1036 M	180	280	46	425.0	520.0	61.0	4500	10.500
NU 1038 M	190	290	46	435.0	550.0	63.0	4300	10.900
NU 1040 M	200	310	51	470.0	600.0	68.0	3800	14.100
NU 1044 M	200	340	56	510.0	765.0	69.0	3200	20.500
NU 1044 M	220	340	56	510.0	765.0	69.0	3200	19.800

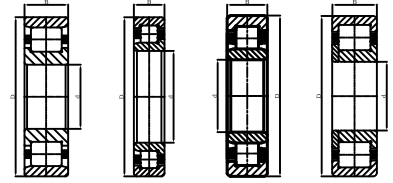
NU 2203 E	17	40	16	28.5	21.9	3.5	18000	0.051
NU 2204 E	20	52	15	36.5	26.0	3.3	14000	0.153
NU 2205 E	25	62	17	48.0	36.5	5.8	12000	0.242
NU 2206 E	30	72	19	61.0	480.0	8.0	10000	0.366
NU 2207 E	35	72	23	72.0	64.0	10.8	10000	0.406
NU 2208 E	40	80	23	83.0	75.0	12.9	9000	0.492
NU 2209 E	45	85	23	87.0	82.0	14.1	8500	0.532
NU 2210 E	50	90	23	92.0	88.0	15.3	8000	0.573
NU 2211 E	55	100	25	117.0	118.0	20.7	7000	0.796
NU 2212 E	60	110	28	151.0	15.0	26.5	6300	1.080
NU 2213 E	65	120	31	176.0	181.0	32.0	5600	1.430
NU 2214 E	70	125	31	184.0	194.0	34.0	5300	1.520
NU 2215 E	75	130	31	191.0	207.0	36.0	5300	1.600

Cylindrical Roller Bearings



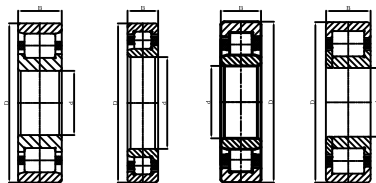
Bearing Designation	Principal Dimensions			Basic Load Ratings		Fatigue Load Limit	Limiting Speed	Mass
	d	D	B	Dynamic	Static			
	mm			C (kN)	CO (kN)	Pu (kN)	rpm	kg
NU 2216 E	80	140	33	220.0	243.0	42.0	4800	2.010
NU 2217 E	85	150	36	255.0	275.0	46.5	4500	2.500
NU 2218 E	90	160	40	285.0	315.0	52.0	4300	3.170
NU 2219 E	95	170	43	340.0	370.0	60.0	3800	3.900
NU 2220 E	100	180	46	395.0	445.0	72.0	3800	4.770
NU 2222 E	110	200	53	455.0	520.0	81.0	3400	6.670
NU 2224 E	120	215	58	530.0	610.0	97.0	3200	8.380
NU 2226 E	130	230	64	620.0	730.0	111.0	3000	10.400
NU 2228 EM	140	250	68	670.0	830.0	123.0	4500	14.500
NU 2230 EM	150	270	73	780.0	970.0	142.0	4300	18.400
NU 2232 EM	160	290	80	940.0	1170.0	172.0	3800	23.500
NU 2234 EM	170	310	86	1130.0	1400.0	198.0	3200	29.400
NU 2236 EM	180	320	86	1180.0	1490.0	209.0	3200	30.500
NU 2238 EM	190	340	92	1100.0	1660.0	184.0	3000	37.100
NU 2240 EM	200	360	98	1220.0	1860.0	206.0	2800	44.700
NU 2244 EM	200	400	108	1630.0	2360.0	250.0	2600	61.600
NU 2244 EM	220	400	108	1630.0	2360.0	250.0	2600	61.600
NU 2304 E	25	47	12	16.7	12.9	1.5	28000	0.092
NU 2305 E	30	55	13	22.9	19.3	2.4	24000	0.134
NU 2306 E	30	72	27	86.0	75.0	13.2	10000	0.529
NU 2307 E	35	80	31	108.0	98.0	17.4	9000	0.723
NU 2308 E	40	90	33	132.0	119.0	20.7	7500	0.958

Cylindrical Roller Bearings



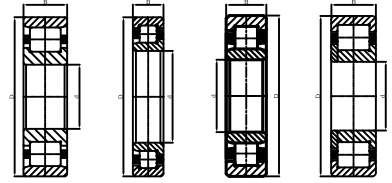
Bearing Designation	Principal Dimensions			Basic Load Ratings		Fatigue Load Limit	Limiting Speed	Mass
	d	D	B	Dynamic	Static			
	mm			C (kN)	CO (kN)	Pu (KN)	rpm	kg
NU 2309 E	45	100	36	162.0	153.0	27.0	6700	1.300
NU 2310 E	50	110	40	192.0	187.0	33.0	6300	1.750
NU 2311 E	55	120	43	235.0	230.0	41.0	5600	2.230
NU 2312 E	60	130	46	265.0	260.0	47.0	5000	2.780
NU 2313 E	65	140	48	295.0	285.0	50.0	4800	3.320
NU 2314 E	70	150	51	325.0	325.0	56.0	4500	4.020
NU 2315 E	75	160	55	390.0	395.0	67.0	4000	4.950
NU 2316 E	80	170	58	420.0	425.0	73.0	3800	5.890
NU 2317 E	85	180	60	435.0	445.0	75.0	3600	6.720
NU 2318 E	90	190	64	510.0	530.0	86.0	3400	8.040
NU 2319 E	95	200	67	540.0	580.0	93.0	3400	9.400
NU 2320 E	100	215	73	680.0	720.0	114.0	3200	12.100
NU 2322 E	110	240	80	750.0	800.0	126.0	2800	16.600
NU 2324 EM	120	260	86	930.0	1010.0	153.0	4300	23.200
NU 2326 EM	130	280	93	1080.0	1220.0	180.0	3800	28.800
NU 2328 EM	140	300	102	1210.0	1390.0	202.0	3600	36.000
NU 2330 EM	150	320	108	1380.0	1600.0	226.0	3200	43.200
NU 2332 EM	160	340	114	1320.0	1830.0	204.0	3000	51.500
NU 2334 EM	170	360	120	1500.0	2080.0	231.0	2800	61.400
NU 2336 EM	180	380	126	1660.0	2320.0	260.0	2800	71.800
NU 2338 EM	190	400	132	1900.0	2650.0	285.0	2600	83.100
NU 2340 EM	200	420	138	2040.0	2900.0	310.0	2400	95.600
NU 2344 EM	200	460	145	2360.0	3350.0	340.0	2200	121.000

Cylindrical Roller Bearings



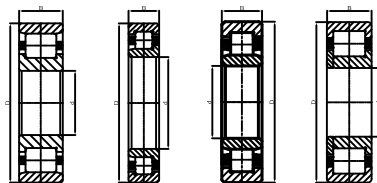
Bearing Designation	Principal Dimensions			Basic Load Ratings		Fatigue Load Limit	Limiting Speed	Mass
	d	D	B	Dynamic	Static			
	mm			C (kN)	CO (kN)	Pu (kN)	rpm	kg
NJ 202 E	15	35	11	15.1	10.4	1.4	22000	0.049
NJ 203 E	17	40	12	20.8	14.6	2.1	18000	0.070
NJ 204 E	20	47	14	32.5	24.7	3.8	16000	1.170
NJ 205 E	25	52	15	34.5	27.5	4.3	15000	0.140
NJ 206 E	30	62	16	45.0	36.0	5.7	12000	0.213
NJ 207 E	35	72	17	58.0	48.5	7.9	10000	0.309
NJ 208 E	40	80	18	63.0	53.0	8.7	9000	0.389
NJ 209 E	45	85	19	72.0	63.0	10.6	8500	0.445
NJ 210 E	50	90	20	75.0	69.0	11.5	8000	0.503
NJ 211 E	55	100	21	99.0	95.0	16.3	7000	0.679
NJ 212 E	60	110	22	111.0	102.0	16.8	6300	0.845
NJ 213 E	65	120	23	127.0	119.0	198.0	6000	1.060
NJ 214 E	70	125	24	140.0	137.0	23.1	5300	1.180
NJ 215 E	75	130	25	154.0	156.0	26.5	5300	1.300
NJ 216 E	80	140	26	165.0	167.0	27.5	4800	1.580
NJ 217 E	70	125	24	140.0	137.0	23.1	5300	1.180
NJ 217 E	85	150	28	194.0	194.0	31.5	4500	1.950
NJ 218 E	90	160	30	215.0	217.0	35.0	4300	2.410
NJ 219 E	95	170	32	260.0	265.0	41.5	3800	2.940
NJ 220 E	100	180	34	295.0	305.0	47.5	3800	3.550
NJ 221 E	105	190	36	310.0	320.0	49.0	3600	4.170
NJ 222 E	110	200	38	345.0	365.0	55.0	3400	4.930
NJ 224 E	120	215	40	390.0	415.0	64.0	3200	5.910

Cylindrical Roller Bearings



Bearing Designation	Principal Dimensions			Basic Load Ratings		Fatigue Load Limit	Limiting Speed	Mass
	d	D	B	Dynamic	Static			
	mm			C (kN)	CO (kN)	Pu (kN)	rpm	kg
NJ 226 E	130	230	40	425.0	445.0	65.0	3000	6.630
NJ 228 E	140	250	42	460.0	510.0	72.0	4800	94.600
NJ 230 EM	150	270	45	520.0	590.0	82.0	4500	119.000
NJ 232 EM	160	290	48	590.0	670.0	93.0	4300	14.800
NJ 234 EM	170	310	52	700.0	780.0	107.0	3600	18.400
NJ 236 EM	180	320	52	730.0	830.0	112.0	3600	19.200
NJ 238 EM	190	340	55	680.0	930.0	100.0	3200	23.200
NJ 240 EM	200	360	58	750.0	1040.0	110.0	3000	27.500
NJ 244 EM	220	400	65	950.0	1320.0	134.0	2800	38.700
NJ 248 EM	240	440	72	1140.0	1600.0	163.0	2600	52.500
NJ 303 E	17	47	14	30.0	21.2	3.3	16000	0.124
NJ 304 E	20	52	15	36.5	26.0	4.0	14000	0.156
NJ 305 E	25	62	17	48.0	36.5	5.8	12000	0.250
NJ 306 E	30	72	19	61.0	48.0	8.0	10000	0.376
NJ 307 E	35	80	21	76.0	63.0	10.7	9000	0.496
NJ 308 E	40	80	23	95.0	78.0	12.9	7500	0.674
NJ 309 E	45	100	25	108.0	91.0	15.2	6700	0.913
NJ 310 E	50	110	27	130.0	113.0	19.1	6300	1.190
NJ 311 E	55	120	29	159.0	139.0	23.6	5600	1.510
NJ 312 E	60	130	31	177.0	157.0	26.5	5000	1.890
NJ 313 E	65	140	33	214.0	191.0	32.0	4800	2.320
NJ 314 E	70	150	35	242.0	222.0	3.7	4500	2.840

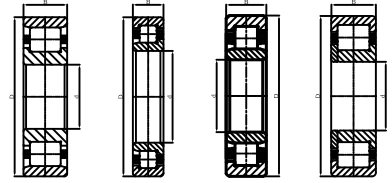
Cylindrical Roller Bearings



Bearing Designation	Principal Dimensions			Basic Load Ratings		Fatigue Load Limit	Limiting Speed	Mass
	d	D	B	Dynamic	Static			
	mm			C (kN)	CO (kN)	Pu (KN)	rpm	kg
NJ 315 E	75	160	37	285.0	265.0	43.0	4000	3.390
NJ 316 E	80	170	39	300.0	275.0	46.0	3800	4.030
NJ 317 E	85	180	41	320.0	300.0	49.5	3600	4.710
NJ 318 E	90	190	43	370.0	350.0	55.0	3400	5.490
NJ 319 E	95	200	45	390.0	380.0	59.0	3400	6.440
NJ 320 E	100	215	47	450.0	425.0	65.0	3200	7.820
NJ 322 E	110	240	50	495.0	475.0	73.0	3000	10.300
NJ 324 E	120	260	55	610.0	600.0	87.0	2800	13.500
NJ 326 E	130	280	58	680.0	670.0	96.0	2600	16.500
NJ 328 E	140	300	62	790.0	800.0	113.0	2400	20.500
NJ 330 EM	150	320	65	900.0	930.0	126.0	3600	27.200
NJ 332 EM	160	340	68	865.0	1060.0	1140.0	3000	32.300
NJ 334 EM	170	360	72	965.0	1220.0	132.0	3000	38.600
NJ 336 EM	180	380	75	1040.0	1320.0	141.0	2800	44.600
NJ 340 EM	200	420	80	1180.0	1530.0	161.0	2600	58.100
NJ 348 EM	240	500	95	1730.0	2280.0	221.0	2200	97.000

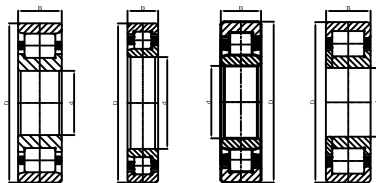
NJ 2203 E	17	40	16	28.5	21.9	3.5	18000	0.053
NJ 2204 E	20	47	18	38.5	31.0	5.0	16000	0.150
NJ 2205 E	25	52	18	41.5	34.5	5.7	15000	0.170
NJ 2206 E	30	62	20	57.0	48.5	8.1	12000	0.261
NJ 2207 E	35	72	23	72.0	64.0	10.8	10000	0.416
NJ 2208 E	40	80	23	83.0	75.0	12.9	9000	0.504

Cylindrical Roller Bearings



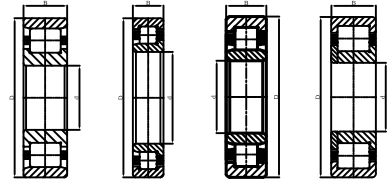
Bearing Designation	Principal Dimensions			Basic Load Ratings		Fatigue Load Limit	Limiting Speed	Mass
	d	D	B	Dynamic	Static			
	mm			C (kN)	CO (kN)	Pu (KN)	rpm	kg
NJ 2209 E	45	85	23	87.0	82.0	141.0	8500	0.544
NJ 2210 E	50	90	23	92.0	88.0	15.3	8000	0.586
NJ 2211 E	55	100	25	117.0	118.0	20.7	7000	0.812
NJ 2212 E	60	110	28	151.0	152.0	26.5	6300	1.100
NJ 2213 E	65	120	31	176.0	181.0	32.0	5600	1.460
NJ 2214 E	70	125	31	184.0	194.0	34.0	5300	1.540
NJ 2215 E	75	130	31	191.0	207.0	36.0	5300	1.640
NJ 2216 E	80	140	33	220.0	243.0	42.0	4800	2.040
NJ 2217 E	85	150	36	255.0	275.0	46.0	4500	2.550
NJ 2218 E	90	160	40	285.0	315.0	52.0	4300	3.230
NJ 2219 E	95	170	43	340.0	370.0	60.0	3800	3.980
NJ 2220 E	100	180	46	395.0	445.0	72.0	3800	4.850
NJ 2222 E	110	200	53	455.0	520.0	81.0	3400	6.890
NJ 2224 E	120	215	58	530.0	610.0	96.0	3200	8.540
NJ 2226 E	130	230	64	620.0	730.0	111.0	3000	10.600
NJ 2228 EM	140	250	68	670.0	830.0	123.0	4500	14.700
NJ 2230 EM	150	270	73	780.0	970.0	142.0	4300	187.000
NJ 2232 EM	160	290	80	940.0	1170.0	171.0	3800	23.900
NJ 2234 EM	170	310	86	1130.0	1400.0	198.0	3200	29.800
NJ 2236 EM	180	320	86	1180.0	1490.0	208.0	3200	30.900
NJ 2238 EM	190	340	92	1100.0	1660.0	184.0	3000	37.700
NJ 2240 EM	200	360	98	1220.0	1860.0	206.0	2800	45.300

Cylindrical Roller Bearings



Bearing Designation	Principal Dimensions			Basic Load Ratings		Fatigue Load Limit	Limiting Speed	Mass
	d	D	B	Dynamic	Static			
	mm			C (kN)	CO (kN)	Pu (KN)	rpm	kg
NJ 2304 E	20	52	21	48.5	38.0	6.3	14000	0.219
NJ 2305 E	25	62	24	66.0	55.0	9.4	12000	0.356
NJ 2306 E	30	72	27	86.0	75.0	13.2	10000	0.540
NJ 2307 E	35	80	31	108.0	98.0	17.4	9000	0.736
NJ 2308 E	40	80	33	132.0	119.0	20.7	7500	0.978
NJ 2309 E	45	100	36	162.0	153.0	27.0	6700	1.330
NJ 2310 E	50	110	40	192.0	187.0	33.0	6300	1.770
NJ 2311 E	55	120	43	235.0	230.0	41.0	5600	0.227
NJ 2312 E	60	130	46	265.0	260.0	47.0	5000	2.830
NJ 2313 E	65	140	48	295.0	285.0	50.0	4800	3.380
NJ 2314 E	70	150	51	325.0	325.0	56.0	4500	4.100
NJ 2315 E	75	160	55	390.0	395.0	67.0	4000	5.040
NJ 2316 E	80	170	58	420.0	425.0	73.0	3800	6.000
NJ 2317 E	85	180	60	435.0	445.0	75.0	3600	6.850
NJ 2318 E	90	190	64	510.0	530.0	86.0	3400	0.819
NJ 2319 E	95	200	67	540.0	580.0	92.0	3400	9.580
NJ 2320 E	100	215	73	680.0	720.0	114.0	3200	12.300
NJ 2322 E	110	240	80	750.0	800.0	126.0	2800	16.900
NJ 2324 E	120	260	86	930.0	1010.0	153.0	4300	23.500
NJ 2326 EM	130	280	93	1080.0	1220.0	180.0	3800	29.200
NJ 2328 EM	140	300	102	1210.0	1390.0	202.0	3600	36.600
NJ 2330 EM	150	320	108	1380.0	1600.0	226.0	3200	43.800
NJ 2332 EM	160	340	114	1320.0	1830.0	204.0	3000	52.300

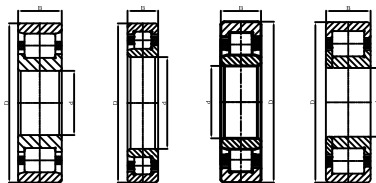
Cylindrical Roller Bearings



Bearing Designation	Principal Dimensions			Basic Load Ratings		Fatigue Load Limit	Limiting Speed	Mass
	d	D	B	Dynamic	Static			
	mm			C (kN)	CO (kN)	Pu (kN)	rpm	kg
NJ 2334 EM	170	360	120	1500.0	2080.0	230.0	2800	62.300
NJ 2336 EM	180	380	126	1660.0	2320.0	260.0	2800	72.900
NJ 2338 EM	190	400	132	1900.0	2650.0	285.0	2600	84.400
NJ 2340 EM	200	420	138	2040.0	2900.0	310.0	2400	97.200

NUP 203 E	17	40	12	20.8	14.6	2.1	18000	0.073
NUP 204 E	20	47	14	32.5	24.7	3.8	16000	0.119
NUP 205 E	25	52	15	34.5	27.5	4.3	15000	0.145
NUP 206 E	30	62	16	45.0	36.0	5.7	12000	0.219
NUP 207 E	35	72	17	58.0	48.5	7.9	10000	0.317
NUP 208 E	40	80	18	63.0	53.0	8.7	9000	0.399
NUP 209 E	45	85	19	72.0	63.0	10.6	8500	0.457
NUP 210 E	50	90	20	75.0	69.0	11.5	8000	0.517
NUP 211 E	55	100	21	99.0	95.0	16.3	7000	0.693
NUP 212 E	60	110	22	111.0	102.0	16.8	6300	0.865
NUP 213 E	65	120	23	127.0	119.0	19.8	6000	1.090
NUP 214 E	70	125	24	140.0	137.0	23.1	5300	1.200
NUP 215 E	75	130	25	154.0	156.0	26.5	5300	1.330
NUP 216 E	80	140	26	165.0	167.0	27.5	4800	1.620
NUP 217 E	85	150	28	194.0	194.0	31.5	4500	2.080
NUP 218 E	90	160	30	215.0	217.0	35.0	4300	2.460
NUP 219 E	95	170	32	260.0	265.0	41.5	3800	2.990
NUP 220 E	100	180	34	295.0	305.0	47.5	3800	3.610

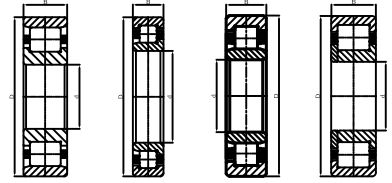
Cylindrical Roller Bearings



Bearing Designation	Principal Dimensions			Basic Load Ratings		Fatigue Load Limit	Limiting Speed	Mass
	d	D	B	Dynamic	Static			
	mm			C (kN)	CO (kN)	Pu (kN)	rpm	kg
NUP 221 E	105	190	36	310.0	320.0	49.0	3600	4.260
NUP 222 E	110	200	38	345.0	365.0	55.0	3400	5.020
NUP 224 E	120	215	40	390.0	415.0	64.0	3200	6.020
NUP 226 E	130	230	40	425.0	445.0	65.0	3000	6.740
NUP 228 EM	140	250	42	460.0	510.0	72.0	4800	96.100
NUP 230 EM	150	270	45	520.0	590.0	82.0	4500	12.100
NUP 232 EM	160	290	48	590.0	670.0	93.0	4300	15.100
NUP 234 EM	170	310	52	700.0	780.0	107.0	3600	18.600
NUP 236 EM	180	320	52	730.0	830.0	112.0	3600	17.300
NUP 238 EM	190	340	55	680.0	930.0	100.0	3200	23.500
NUP 240 EM	200	360	58	750.0	1040.0	110.0	3000	28.000
NUP 244 EM	220	400	65	950.0	1320.0	134.0	2800	39.300

NJP304 E	20	52	15	36.5	26.0	4.0	14000	0.160
NUP 305 E	25	62	17	48.0	36.5	5.8	12000	0.256
NUP 306 E	30	72	19	61.0	48.0	8.0	10000	0.385
NUP 307 E	35	80	21	76.0	63.0	10.7	9000	0.506
NUP 308 E	40	80	23	95.0	78.0	12.9	7500	0.674
NUP 308 E	40	80	23	95.0	78.0	12.9	7500	0.688
NUP 309 E	45	100	25	115.0	98.0	16.4	6700	0.937
NUP 310 E	50	110	27	130.0	113.0	19.1	6300	0.121
NUP 311 E	55	120	29	159.0	139.0	23.6	5600	1.540
NUP 312 E	60	130	31	177.0	157.0	26.5	5000	1.930

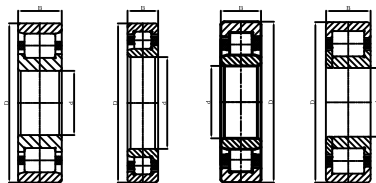
Cylindrical Roller Bearings



Bearing Designation	Principal Dimensions			Basic Load Ratings		Fatigue Load Limit	Limiting Speed	Mass
	d	D	B	Dynamic	Static			
	mm			C (kN)	CO (kN)	Pu (kN)	rpm	kg
NUP 313 E	65	140	33	214.0	191.0	32.0	4800	2.370
NUP 314 E	70	150	35	242.0	222.0	37.0	4500	2.890
NUP 315 E	75	160	37	285.0	265.0	43.0	4000	3.450
NUP 316 E	80	170	39	300.0	275.0	46.0	3800	4.110
NUP 317 E	85	180	41	320.0	300.0	49.5	3600	4.800
NUP 318 E	90	190	43	370.0	350.0	55.0	3400	0.559
NUP 319 E	95	200	45	390.0	380.0	59.0	3400	6.560
NUP P320 E	100	215	47	450.0	425.0	65.0	3200	7.960
NUP 322 E	110	240	50	495.0	475.0	73.0	3000	10.700
NUP 324 E	120	260	55	610.0	600.0	87.0	2800	13.800
NUP 326 E	130	280	58	680.0	670.0	96.0	2600	16.700
NUP 328 E	140	300	62	7900.0	800.0	113.0	2400	20.800
NUP 330 EM	150	320	65	900.0	930.0	126.0	3600	27.700

NUP 2203 E	17	40	16	28.5	21.9	3.5	18000	0.055
NUP 2204 E	20	47	18	38.5	31.0	5.0	16000	0.154
NUP 2205 E	25	52	18	41.5	34.5	5.7	15000	0.174
NUP 2206 E	30	62	20	57.0	48.5	8.1	12000	0.268
NUP 2207 E	35	72	23	72.0	64.0	10.8	10000	0.427
NUP 2208 E	40	80	23	83.0	75.0	12.9	9000	0.518
NUP 2209 E	45	85	23	87.0	82.0	14.1	8500	0.559
NUP 2210 E	50	90	23	92.0	88.0	15.3	8000	0.597
NUP 2211 E	55	100	25	117.0	118.0	20.7	7000	0.828

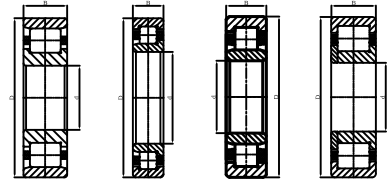
Cylindrical Roller Bearings



Bearing Designation	Principal Dimensions			Basic Load Ratings		Fatigue Load Limit	Limiting Speed	Mass
	d	D	B	Dynamic	Static			
	mm			C (kN)	CO (kN)	Pu (KN)	rpm	kg
NUP 2212 E	60	110	28	151.0	152.0	26.5	6300	1.120
NUP 2213 E	65	120	31	176.0	181.0	32.0	5600	1.540
NUP 2214 E	70	125	31	184.0	194.0	34.0	5300	1.580
NUP 2215 E	75	130	31	191.0	207.0	36.0	5300	1.670
NUP 2216 E	80	140	33	220.0	243.0	42.0	4800	2.080
NUP 2217 E	85	150	36	255.0	275.0	46.0	4500	2.600
NUP 2218 E	90	160	40	285.0	315.0	52.0	4300	3.290
NUP 2219 E	95	170	43	340.0	370.0	60.0	3800	4.050
NUP 2220 E	100	180	46	395.0	445.0	72.0	3800	4.920
NUP 2222 E	110	200	53	455.0	520.0	81.0	3400	7.020
NUP 2224 E	120	215	58	530.0	610.0	96.0	3200	8.700
NUP 2226 E	130	230	64	620.0	730.0	111.0	3000	10.800
NUP 2228 EM	140	250	68	670.0	830.0	123.0	4500	16.800
NUP 2230 EM	150	270	73	780.0	970.0	142.0	4300	19.100
NUP 2232 EM	160	290	80	940.0	1170.0	171.0	3800	24.300
NUP 2234 EM	170	310	86	1130.0	1400.0	198.0	3200	30.200
NUP 2236 EM	180	320	86	1180.0	1490.0	208.0	3200	31.400
NUP 2244 EM	220	400	108	1630.0	2360.0	250.0	2600	63.400

NUP 2304 E	20	52	21	48.5	38.0	6.3	14000	2.240
NUP 2305 E	25	62	24	66.0	55.0	9.4	12000	0.364
NUP 2306 E	30	72	27	86.0	75.0	13.2	10000	0.551
NUP 2307 E	35	80	31	108.0	98.0	17.4	9000	0.751

Cylindrical Roller Bearings



Bearing Designation	Principal Dimensions			Basic Load Ratings		Fatigue Load Limit	Limiting Speed	Mass
	d	D	B	Dynamic	Static			
	mm			C (kN)	CO (kN)	Pu (KN)	rpm	kg
NUP 2308 E	40	80	33	132.0	119.0	20.7	7500	0.999
NUP 2309 E	45	100	36	162.0	153.0	27.0	6700	1.360
NUP 2310 E	50	110	40	192.0	187.0	33.0	6300	1.820
NUP 2311 E	55	120	43	235.0	230.0	41.0	5600	0.231
NUP 2312 E	60	130	46	265.0	260.0	47.0	5000	2.880
NUP 2313 E	65	140	48	295.0	285.0	50.0	4800	3.450
NUP 2314 E	70	150	51	325.0	325.0	56.0	4500	4.180
NUP 2315 E	75	160	55	390.0	395.0	67.0	4000	5.140
NUP 2316 E	80	170	58	420.0	425.0	73.0	3800	6.110
NUP 2317 E	85	180	60	435.0	445.0	75.0	3600	6.990
NUP 2318 E	90	190	64	510.0	530.0	86.0	3400	8.350
NUP 2319 E	95	200	67	540.0	58.0	92.0	3400	9.770
NUP 2320 E	100	215	73	680.0	720.0	114.0	3200	12.500
NUP 2322 E	110	240	80	750.0	800.0	126.0	2800	17.200
NUP 2324 EM	120	260	86	930.0	1010.0	153.0	4300	23.800
NUP 2326 EM	130	280	93	1080.0	1220.0	180.0	3800	29.700
NUP 2328 EM	140	300	102	1.2	1.3	202.0	3600	37.100
NUP 2330 EM	150	320	108	1380.0	1600.0	226.0	3200	44.600
NUP 2344 EM	220	460	145	2360.0	3350.0	340.0	2200	124.000



Spherical Roller Thrust Bearings

BMI Spherical roller thrust bearings incorporate a large number of asymmetrical rollers and have specially designed raceways with an optimum conformity. They are therefore suitable for very heavy axial loads and also permit relatively high speed operation.

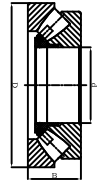
Product Highlights

Accommodates heavy combined load at high speeds

Unaffected by misalignment

Application flexibility

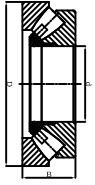
Spherical Roller Thrust Bearings



Bearing Designation	Principal Dimensions			Basic Load Ratings		Fatigue Load Limit	Limiting Speed	Mass
	d	D	B	Dynamic	Static			
	mm			C (kN)	CO (kN)	Pu (kN)	rpm	kg
29236 EM	200	280	48	731	3150	300	1150	8.760
29240 EM	220	300	48	757	3350	310	1300	9.640
29248 M	240	340	60	793	3450	310	890	16.700
29252 M	260	360	60	825	3560	320	890	18.500
29256 M	280	380	60	872	3950	340	840	19.500
29260 M	300	420	73	1061	4670	390	750	30.500

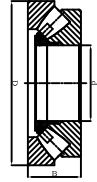
29320 E	100	170	42	449	1400	170	2000	3.950
29322 M	110	190	48	442	1420	150	1600	5.500
29322 E	110	190	48	587	1760	190	1600	5.400
29324 M	120	210	54	577	1830	190	1400	7.600
29324 E	120	210	54	670	2100	220	1600	7.410
29326 M	130	225	58	647	2070	210	1300	9.300
29326 E	130	225	58	788	2950	300	1500	9.080
29328 M	140	240	60	695	2310	230	1300	11.000
29328 E	140	240	60	876	3150	320	1400	10.500
29330 M	150	250	60	718	2430	240	1200	11.500
29330 E	150	250	60	889	3236	320	1400	10.900
29332 M	160	270	67	831	2810	270	1100	15.200
29332 E	160	270	67	1067	3977	390	1200	14.400
29334 M	170	280	67	858	2950	280	1100	16.000
29334 E	170	280	67	1090	4098	390	1200	15.100
29336 M	180	300	73	1014	3530	330	1000	20.300

Spherical Roller Thrust Bearings



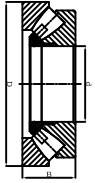
Bearing Designation	Principal Dimensions			Basic Load Ratings		Fatigue Load Limit	Limiting Speed	Mass
	d	D	B	Dynamic	Static			
	mm			C (kN)	CO (kN)	Pu (kN)	rpm	kg
29336 E	180	300	73	1280	4813	450	1100	19.100
29338 M	190	320	78	1120	4010	370	940	24.800
29338 E	190	320	78	1483	4840	450	1100	23.300
29340 M	200	340	85	1300	4740	430	890	33.000
29340 E	200	340	85	1669	5480	500	950	28.900
29344 M	220	360	85	1340	4970	440	840	32.800
29344 E	220	360	85	1792	6300	560	950	31.600
29348 M	240	380	85	1340	5190	450	790	35.300
29348 E	240	380	85	1844	6490	560	900	33.400
29352 M	260	420	95	1780	6820	580	750	48.500
29352 E	260	420	95	2307	8310	700	800	46.900
29356 M	280	440	95	1780	7100	590	710	52.500
29356 E	280	440	95	2276	8490	710	800	49.500
29360 M	300	480	109	2180	8500	690	630	74.000
29360 E	300	480	109	2730	11000	890	700	68.700
29412 M	60	130	42	287	809	99	2400	2.600
29412 E	60	130	42	345	951	120	2600	2.470
29413 M	65	140	45	340	973	120	2200	3.300
29413 E	65	140	45	417	1155	140	2400	3.300
29414 M	70	150	48	371	1070	130	2000	4.000
29414 E	70	150	48	453	1280	160	2200	3.980
29415 M	75	160	51	429	1250	150	2000	4.900

Spherical Roller Thrust Bearings



Bearing Designation	Principal Dimensions			Basic Load Ratings		Fatigue Load Limit	Limiting Speed	Mass
	d	D	B	Dynamic	Static			
	mm			C (kN)	CO (kN)	Pu (kN)	rpm	kg
29415 E	75	160	51	527	1500	180	2200	4.900
29416 M	80	170	54	464	1370	170	1900	5.800
29416 E	80	170	54	625	1640	200	2000	5.800
29417 M	85	180	58	527	1570	190	1800	6.900
29417 E	85	180	58	713	1945	240	1800	6.670
29418 M	90	190	60	578	1780	220	1700	8.100
29418 E	90	190	60	724	2172	260	1800	8.100
29420 M	100	210	67	705	2170	260	1500	11.800
29420 E	100	210	67	891	2578	310	1600	10.800
29422 M	110	230	73	817	2600	270	1400	14.500
29422 E	110	230	73	1053	3078	320	1400	13.500
29424 M	120	250	78	934	3000	300	1300	18.100
29424 E	120	250	78	1215	3590	360	1300	17.500
29426 M	130	270	85	1090	3540	350	1200	22.500
29426 E	130	270	85	1437	4300	430	1200	21.600
29428 M	140	280	85	1164	4686	370	1200	24.200
29428 E	140	280	85	1554	4686	460	1200	23.000
29430 M	150	300	90	1318	4270	410	1100	29.400
29430 E	150	300	90	1675	5241	500	1100	28.200
29432 M	160	320	95	1504	4810	450	1000	35.500
29432 E	160	320	95	1854	5930	560	1000	33.300
29434 M	170	340	103	1669	5380	500	940	43.700
29434 E	170	340	103	2029	6230	570	950	40.100

Spherical Roller Thrust Bearings



Bearing Designation	Principal Dimensions			Basic Load Ratings		Fatigue Load Limit	Limiting Speed	Mass
	d	D	B	Dynamic	Static			
	mm			C (kN)	CO (kN)	Pu (KN)	rpm	kg
29436 M	180	360	109	1854	6010	540	890	52.000
29436 E	180	360	109	2297	7160	650	900	48.100
29438 M	190	380	115	2019	6610	590	840	60.000
29438 E	190	380	115	2493	7750	690	850	55.700
29440 M	200	400	122	2210	7510	660	790	69.000
29440 E	200	400	122	2791	8790	770	800	66.300
29444 M	220	420	122	2328	7970	690	750	74.000
29444 E	220	420	122	2905	9070	780	750	69.100
29448 M	240	440	122	2410	8420	710	750	79.000
29448 E	240	440	122	3039	9770	830	750	73.500
29452 M	260	480	132	2812	9870	810	670	105.000
29452 E	260	480	132	3667	12080	990	670	96.100
29456 M	280	520	145	3327	11840	950	630	132.000
29456 E	280	520	145	4604	15750	1,300	630	127.000
29460 M	300	540	145	3317	11850	940	600	140.000
29460 E	300	540	145	4645	16460	1,300	600	133.000



Shaker/Vibreting Screen Bearings

BMI designed special spherical roller bearings - MAC4F80 - to operate under severe conditions. Special BMI spherical roller bearings for vibrating equipment are available in 22300 and 23300 series. The clearance is similar to C4, but the lower third of C4 range is eliminated for better control of the bearing clearance after mounting

Product Highlights

Very high load carrying capacity.

Robust design.

Reduced friction and minimum heat generation.

Shaker/Vibrating Screen Bearings

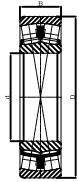
Bearings in these applications are subjected to very severe operating conditions. The shaking actions of vibrating equipment subject the bearings to very heavy loads, including impact loads. Additional load is created by higher "g" forces generated by acceleration in the application.

Bearings are higher speed operated. Much more these bearings are subject to contaminated environments. BMI designed special spherical roller bearings MAC4F80 -to operate under severe conditions. Special BMI spherical roller bearings for vibrating equipment are available in 22300 and 23300 series. The clearance is similar to C4, but the lower third of C4 range is eliminated for better control of the bearing clearance after mounting.

Applications

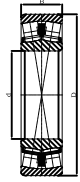
- Require Precision
- Bearings takes extra load
- High rotation speed
- Bearings are subject for shaft and housing deflection
- Contaminated area

Shaker/Vibrating Screen Bearings



Bearing Designation	Principal Dimensions			Basic Load Ratings		Limiting Speed	Mass
	d	D	B	Dynamic	Static		
	mm			C (kN)	CO (kN)	rpm	kg
22208MAC4F80W33	40	80	23	150	140		
22308MAC4F80W33	40	90	33	183	183	8.0	1.050
22309MAC4F80W33	45	100	36	220	224	7.0	1.400
22310MAC4F80W33	50	110	40	270	280	6.3	1.900
22211MAC4F80W33	55	100	25	310	335		
22311MAC4F80W33	55	120	43	340	360	5.6	2.450
22312MAC4F80W33	60	130	46	400	430	5.3	3.100
22213MAC4F80W33	65	120	31	440	475		
22313MAC4F80W33	65	140	48	490	540	5.0	3.750
22314MAC4F80W33	70	150	51	550	620	4.5	4.550
22315MAC4F80W33	75	160	55	610	695	4.3	5.550
22316MAC4F80W33	80	170	58	670	765	4.0	6.600
22317MAC4F80W33	85	180	60	815	950	3.8	7.650
22318MAC4F80W33	90	190	64	950	1120	3.6	9.050
22319MAC4F80W33	95	200	67	965	1120	3.4	10.500
22320MAC4F80W33	100	215	73	1120	1320	3.0	13.500
23222MAC4F80W33	110	200	69.8	1290	1560		
22322MAC4F80W33	110	240	80	1460	1760	2.8	18.400
22324MAC4F80W33	120	260	86	1600	1960	2.6	23.000
22226MAC4F80W33	130	230	64	1760	2160		
22326MAC4F80W33	130	280	93	2000	2450	2.4	29.000
22328MAC4F80W33	140	300	102	2120	2650	2.2	36.500
23328MAC4F80W33	140	300	118	2320	2900		

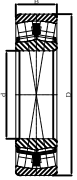
Shaker/Vibrating Screen Bearings



Bearing Designation	Principal Dimensions			Basic Load Ratings		Limiting Speed	Mass
	d	D	B	Dynamic	Static		
	mm			C (kN)	CO (kN)	rpm	kg
22330MAC4F80W33	150	320	108	1460	1760	2.0	43.500
22332MAC4F80W33	160	340	114	1600	1960	1.9	52.000
23332MAC4F80W33	160	340	136				
22334MAC4F80W33	170	360	120	1760	2160	1.8	61.000
22336MAC4F80W33	180	380	126	2000	2450	1.7	71.500
22338MAC4F80W33	190	340	120	2120	2650	1.6	82.500
23238MAC4F80W33	190	400	132				
22340MAC4F80W33	200	420	138	2320	2900	1.5	95.000

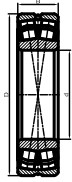
452308 M2/W502	40	90	33	107	112	8.0	1.000
452309 M2/W502	45	100	36	133	150	7.0	1.350
452310 M2/W502	50	110	40	168	186	6.3	1.850
452311 M2/W502	55	120	43	199	232	6.0	2.350
452312 M2/W502	60	130	46	235	280	5.3	2.950
452313 M2/W502	65	140	48	258	305	5.0	3.550
452314 M2/W502	70	150	51	299	360	4.5	4.300
452316 M2/W502	80	170	58	374	465	4.0	6.100
452317 M2/W502	85	180	60	408	490	3.8	7.250
452318 M2/W502	90	190	64	460	570	3.6	8.600
452319 M2/W502	95	200	67	518	670	3.4	10.000
452320 M2/W502	100	215	73	610	800	3.2	13.000
452322 M2/W502	110	240	80	725	965	2.8	18.000
452324 M2/W502	120	260	86	845	1140	2.6	22.000

Shaker/Vibrating Screen Bearings



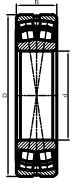
Bearing Designation	Principal Dimensions			Basic Load Ratings		Limiting Speed	Mass
	d	D	B	Dynamic	Static		
	mm			C (kN)	CO (kN)	rpm	kg
452326 M2/W502	130	280	93	978	1320	2.4	28.500
452328 M2/W502	140	300	102	1130	1560	2.2	34.500
452330 M2/W502	150	320	108	1290	1800	2.0	41.500
452332 M2/W502	160	340	114	1400	1960	1.9	50.000
452340 M2/W502	200	420	138	1020	2900	1.5	93.000
453322 M2/W502	110	240	92.1	817	1100	2.8	20.500
453324 M2/W502	120	260	106	978	1340	2.6	27.000
453328 M2/W502	140	300	118	1240	1730	2.2	40.900
453332 M2/W502	160	340	136	1640	2400	1.9	60.200
453322 EJA/VA405	110	240	92.1	950	1120	2.8	20.500
453324 CCJA/VA405	120	260	106	965	1120	2.6	27.000
453326 CCJA/VA405	130	280	112	1120	1320	2.4	35.500
453328 CCJA/VA405	140	300	118	1290	1560	2.2	40.900
453330 CCJA/VA405	150	320	128	1460	1760	2.0	47.500
453332 CCJA/VA405	160	340	136	1600	1960	1.9	60.200

Printing Press Bearings



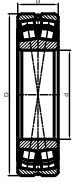
Bearing Designation	Principal Dimensions			Basic Load Ratings		Mass
	d	D	B	Dynamic	Static	
	mm			C (kN)	CO (kN)	kg
22209 CCK/VA759	45	85	23.0	138	160	1.350
22211 EK/VA751	55	100	25.0	99	118	0.820
22212 EK/VA751	60	110	28.0	122	146	1.100
22212 EK/VA7582+	60	110	28.0	122	146	1.100
22220 VAE	100	180	46.0	311	415	4.850
22220 EK/VA751	100	180	46.0	425	490	4.800
22230 VAB	150	270	73.0	736	1080	18.000
22309 EK/VA751	45	100	36.0	138	160	1.350
22310 EK/VA751	50	110	40.0	176	200	1.850
22311 EK/VA751	55	120	43.0	199	232	2.350
22312 EK/VA751	60	130	46.0	235	280	2.950
22312 EK/VA7582	60	130	46.0	235	280	2.950
22312 EK/VA7583	60	130	46.0	235	280	2.950
22315 CCK/VA755	75	160	55.0	345	430	5.250
22315 VAE	75	160	55.0	345	430	5.250
22315 VAH	75	160	55.0	345	430	5.250
22319 VAC	95	200	67.0	518	670	10.000
23122 VAF	110	180	56.0	374	585	5.450
23124 VAA	120	200	62.0	437	695	7.800
23130 VAA++	151	250	80.0	725	1200	16.000
23220 VAA	100	180	60.3	414	600	6.700
ECB 23220 VAA	100	180	60.3	414	600	6.700
23222 CCK/VA756	110	200	69.8	518	765	9.700

Printing Press Bearings



Bearing Designation	Principal Dimensions			Basic Load Ratings		Mass
	d	D	B	Dynamic	Static	
	mm			C (kN)	CO (kN)	kg
23226 VAD	130	230	80.0	690	1060	14.000
453538	50	90	23.0	84.5	100	0.600
454548	130	210	64.0	489	780	8.550
458681	85	150	36.0	210	270	2.550
465123	80	140	33.0	176	228	2.050
466144	110	180	56.0	374	585	5.450
466144A**	110	180	56.0	374	585	5.450
466713	150	270	96.0	937	1460	24.000
466816	130	230	80.0	690	1060	14.000
466817	140	250	88.0	799	1250	18.500
466915	75	160	55.0	345	430	5.250
467304	70	150	51.0	311	380	4.300
467311	80	170	58.0	374	455	6.200
467315	85	180	60.0	420	520	7.250
467418	90	160	40.0	253	340	3.250
468043	110	200	69.8	518	765	9.700
468603	110	200	53.0	408	560	7.000

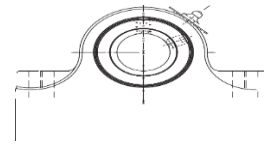
Printing Press Bearings



Bearing Designation	Principal Dimensions			Basic Load Ratings		Mass
	d	D	B	Dynamic	Static	
	mm			C (kN)	CO (kN)	kg
I-26310 CAM2/W33*	200	380	126	1730	2700	68.000
I-26311 CAM2/W33*	220	420	138	2070	3200	90.500
I-28809 CAM2/W33*	190	280	67	644	1140	15.000
I-28814 CAM2/W33*	240	350	83	978	1830	27.500
I-28821 CAM2/W33*	310	455	109	1680	3250	66.000
I-37611 CAM2/W33**	220	420	138	2070	3200	90.500
I-37617 CA/W33**	340	640	190	4080	6550	150.000
I-112618 CA/W33**	250	410	128	1760	3100	68.000
ECBI-112630 CAC/W33**	350	590	192	3740	6800	220.000

Pillow Block 2-Bolt Base

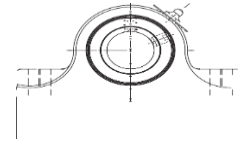
Type "E" Tapered Roller Bearing Housed Unit
CASE HARDENED



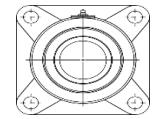
Shaft Size	j												Weight LBS (Approx)
	B	L	A	Min	Max	Bolt Dia.	N	N1	H	H1	H2	D1	
1-3/16	2-3/4	6	1 7/8	4-3/4	4-13/16	1/2	9/16	19/32	1-7/8	7/8	3	2-1/4	4
1-1/4													4
1-3/8	3	7-3/8	2 1/8	5-5/8	5-7/8	1/2	5/8	3/4	1-7/8	1-1/8	3-3/4	2-3/4	7
1-7/16													7
35mm													7
1-1/2													10
1-5/8	3-3/8	7-7/8	2-3/8	6-1/8	6-3/8	1/2	5/8	3/4	2-1/8	1-1/4	4-1/4	3-3/16	10
1-11/16													10
40mm													10
1-3/4													12
1-7/8	3-1/2	8-7/8	2-1/2	6-7/8	7-1/8	5/8	3/4	7/8	2-1/4	1-5/16	4-1/2	3-7/16	12
1-15/16													12
2													12
45mm													12
50mm													12
2-3/16													3-3/4
55mm	15												
2-1/4	4	10-1/2	2-7/8	8-3/8	8-5/8	5/8	3/4	7/8	2-3/4	1-5/8	5-23/32	4-1/16	24
2-7/16													23
2-1/2													23
60mm													23
65mm													23
2-11/16													4-1/2
2-3/4	28												
2-15/16	29												
3	29												
70mm	28												
75mm	29												
3-3/16	5	14	3-1/2	10-13/16	11-3/16	7/8	1	1-3/16	3-3/4	2-1/4	7-1/2	5-17/32	46
3-1/4													46
3-7/16													45
3-1/2													44
80mm													46
85mm													45
90mm													44

Pillow Block 4-Bolt Base

Type "E" Tapered Roller Bearing Housed Unit
CASE HARDENED



Shaft Size	B	L	A	Min.	Max.	Bolt Dia.	N	Ni	Nz	H	H	Hz	d	Weight LBS (Approx)
2-1/4														23
2-7/16														22
2-1/2	4	10-1/2	3-1/2	8-5/16	8-11/16	5/8	11/16	7/8	1-7/8	2-3/4	1-5/8	5-23/32	4-1/16	22
60mm														22
65mm														22
2-11/16														30
2-3/4														29
2-15/16	4-1/2	12	4	9-3/16	9-13/16	5/8	11/16	1	2-1/8	3-1/8	1-7/8	6-1/4	4-23/32	28
3														28
70 mm														30
75 mm														29
33/16														47
3-1/4														46
3-7/16														45
3-1/2	5	13-1/2	4-1/2	10-3/4	11-1/4	3/4	15/16	1-3/16	2-3/8	3-3/4	2-1/4	7-1/2	5-17/32	44
80 mm														47
85 mm														46
90mm														45
3-15/16														71
4	6-1/4	15-1/4	4-1/2	12-1/4	12-3/4	3/4	7/8	1-1/8	2-1/4	4-1/4	2-7/16	8-1/2	6-1/16	71
100 mm														71
4-7/16														91
4-1/2	6-3/4	16-5/8	4-5/8	13-5/16	13-11/16	3/4	15/16	1-1/8	2-1/2	4-3/4	2-3/4	9-3/8	6-47/64	90
110mm														91
115 mm														90
4-15/16														134
5	7-1/4	18-1/2	5-1/8	15-1/4	15-3/4	7/8	1	1-1/4	2-7/8	5-1/2	3	10-7/8	7-1/2	132
125 mm														132




Flange Block 4-Bolt Base

Type "E" Tapered Roller Bearing Housed Unit
CASE HARDENED


Shaft Size	B	L	A	J	A2	Bolt Dia.	A1	D	d1	Weight LBS (Approx)
1-3/16	2-3/4	3-3/4	2-11/32	2-7/8	1/16	3/8	1	2-15/16	2-1/4	4
1-1/4										4
1-3/8	3	4-5/8	2-19/32	3-1/2	1/16	1/2	1-1/16	3-1/2	2-3/4	7
1-7/16										7
35 mm										7
1-1/2	3-3/8	5-3/8	2-31/32	4-1/8	1/8	1/2	1-3/16	4-3/16	3-3/16	11
1-5/8										11
1-11/16										11
40 mm										11
1-3/4	3-1/2	5-5/8	3-3/32	4-3/8	1/8	1/2	1-3/16	4-7/16	3-7/16	12
1-7/8										12
1-15/16										12
2										12
45 mm										12
50 mm										12
2-3/16	3-3/4	6-1/4	3-9/32	4-7/8	1/8	5/8	1-3/8	4-7/8	3-3/4	15
55 mm										15
2-1/4	4	6-7/8	3-9/16	5-3/8	3/16	5/8	1-1/2	5-5/16	4-1/16	21
2-7/16										20
2-1/2										19
60 mm										20
65 mm										19
2-11/16	4-1/2	7-3/4	3-15/16	6	3/16	3/4	1-5/8	6	4-23/32	28
2-3/4										28
2-15/16										27
3										26
70 mm										29
75 mm										26
3-3/16	5	9-1/4	4-1/2	7	1/4	3/4	1-7/8	7-1/4	5-1/2	52
3-1/4										51
3-7/16										50
3-1/2										50
80 mm										52
85 mm										50
90 mm										50
3-15/16	6-1/4	10-1/4	5-5/8	7-3/4	1/4	7/8	2-1/8	8-1/4	6	75
4										75
100 mm	6-3/4	10-7/8	5-15/16	8-3/4	11/32	7/8	2-7/16	8-3/4	6-29/64	75
4-7/16										90
4-1/2										90
110 mm										90
115 mm										90

2 Bolt Pillow Blocks



Shaft Dia	Weight lbs	INTERCHANGE				
		REX	LINKBELT	DODGE	SKF	QM/TIMKEN
1 7/16	6.5	Za2107	PB22423H	EP2B-S2-107R	SYR 1 7/16	
1 1/2	6.5	Za2108	PB22424H	EP2B-S2-108R	SYR 1 1/2	
1 11/16	8.5	Za2111	PB22427H	EP2B-S2-111R	SYR 1 11/16	
1 3/4	8	Za2112	PB22428H	EP2B-S2-112R	SYR 1 3/4	
1 15/16	10.5	Za2115	PB22431H	EP2B-S2-115R	SYR 1 15/16	QAPL10A115ST
2	10	Za2200	PB22432H	EP2B-S2-200R	SYR 2	QAPL10A200ST
2 3/16	12	Za2203	PB22435H	EP2B-S2-203R	SYR 2 3/16	QAPL11A203ST
2 7/16	18	Za2207	PB22439H	EP2B-S2-207R	SYR 2 7/16	QAPL13A207ST
2 1/2	17	Za2208	PB22440H	EP2B-S2-208R	SYR 2 1/2	QAPL13A208ST
2 11/16	24	Za2211	PB22443H	EP2B-S2-211R	SYR 2 11/16	QAPL15A211ST
2 3/4	24	Za2212	PB22444H	EP2B-S2-212R	SYR 2 3/4	QAPL15A212ST
2 15/16	22	Za2215	PB22447H	EP2B-S2-215R	SYR 2 15/16	QAPL15A215ST
3	22	Za2300	PB22448H	EP2B-S2-300R	SYR 3	QAPL15A300ST
3 7/16	34	Za2307	PB22455H	EP2B-S2-307R	SYR 3 7/16	QAPL18A307ST
3 1/2	33.8	Za2308	PB22456H	EP2B-S2-308R	SYR 3 1/2	QAPL18A308ST
3 11/16	49.8	Za2311	PB22459H	EP2B-S2-311R	SYR 3 11/16	
3 15/16	48	Za2315	PB22463H	EP2B-S2-315R	SYR 3 15/16	QAPL20A315ST
4	48	Za2400	PB22464H	EP2B-S2-400R	SYR 4	QAPL20A400ST

2 Bolt Pillow Blocks



Shaft Dia	Weight lbs	INTERCHANGE				
		REX	LINKBELT	DODGE	SKF	QM/TIMKEN
1 7/16	6.5	ZEP2107	EPB22423H	P2B-E-107R	SYE 1 7/16	
1 1/2	6.5	ZEP2108	EPB22424H	P2B-E-108R	SYE 1 1/2	
1 11/16	8.5	ZEP2111	EPB22427H	P2B-E-111R	SYE 1 11/16	
1 3/4	8	ZEP2112	EPB22428H	P2B-E-112R	SYE 1 3/4	
1 15/16	10.5	ZEP2115	EPB22431H	P2B-E-115R	SYE 1 15/16	QAP10A115ST
2	10	ZEP2200	EPB22432H	P2B-E-200R	SYE 2	QAP10A200ST
2 3/16	12	ZEP2203	EPB22435H	P2B-E-203R	SYE 2 3/16	QAP11A203ST
2 7/16	18	ZEP2207	EPB22439H	P2B-E-207R	SYE 2 7/16	QAP13A207ST
2 1/2	17	ZEP2208	EPB22440H	P2B-E-208R	SYE 2 1/2	QAP13A208ST
2 11/16	24	ZEP2211	EPB22443H	P2B-E-211R	SYE 2 11/16	QAP15A211ST
2 3/4	24	ZEP2212	EPB22444H	P2B-E-212R	SYE 2 3/4	QAP15A212ST
2 15/16	22	ZEP2215	EPB22447H	P2B-E-215R	SYE 2 15/16	QAP15A215ST
3	22	ZEP2300	EPB22448H	P2B-E-300R	SYE 3	QAP15A300ST
3 7/16	34	ZEP2307	EPB22455H	P2B-E-307R	SYE 3 7/16	QAP18A307ST
3 1/2	33.8	ZEP2308	EPB22456H	P2B-E-308R	SYE 3 1/2	QAP18A308ST

4 Bolt Pillow Blocks

Shaft Dia	Weight lbs	INTERCHANGE				
		REX	LINKBELT	DODGE	SKF	QM/TIMKEN
2 7/16	18	ZEP2207F	EPB22439FH	P4B-E-207R	FSYE 2 7/16	QAPR13A207ST
2 1/2	17	ZEP2208F	EPB22440FH	P4B-E-208R	FSYE 2 1/2	QAPR13A208ST
2 11/16	24	ZEP2211F	EPB22443FH	P4B-E-211R	FSYE 2 11/16	QAPR15A211ST
2 3/4	24	ZEP2212F	EPB22444FH	P4B-E-212R	FSYE 2 3/4	QAPR15A212ST
2 15/16	22	ZEP2215F	EPB22447FH	P4B-E-215R	FSYE 2 15/16	QAPR15A215ST
3	22	ZEP2300F	EPB22448FH	P4B-E-300R	FSYE 3	QAPR15A300ST
3 7/16	34	ZEP2307F	EPB22455FH	P4B-E-307R	FSYE 3 7/16	QAPR18A307ST
3 1/2	33.8	ZEP2308F	EPB22456FH	P4B-E-308R	FSYE 3 1/2	QAPR18A308ST
3 11/16	49.8	ZEP2311F	EPB22459FH	P4B-E-311R	FSYE 3 11/16	
3 15/16	48	ZEP2315F	EPB22463FH	P4B-E-315R	FSYE 3 15/16	QAPF20A315ST
4	48	ZEP2400F	EPB22464FH	P4B-E-400R	FSYE 4	QAPF20A400ST
4 7/16	75		EPB22571YFH	P4B-E-407R		QAPF22A407ST
4 15/16	106		EPB22579YFH	P4B-E-415R		QAPF26A415ST

Flange Bearings

Shaft Dia	Weight lbs	INTERCHANGE				
		REX	LINKBELT	DODGE	SKF	QM/TIMKEN
1 7/16	7	Zb2107	FB22423H	F3R-S2-107R	FYR 1 7/16	
1 1/2		Zb2108	FB22424H	F3R-S2-108R	FYR 1 1/2	
1 11/16	10	Zb2111	FB22427H	F4R-S2-111R	FYR 1 11/16	
1 3/4		Zb2112	FB22428H	F4R-S2-112R	FYR 1 3/4	
1 15/16	12	Zb2115	FB22431H	F4R-S2-115R	FYR 1 15/16	QAFY10A115ST
2		Zb2200	FB22432H	F4R-S2-200R	FYR 2	QAFY10A200ST
2 3/16	13.5	Zb2203	FB22435H	F4R-S2-203R	FYR 2 3/16	QAFY11A203ST
2 7/16	20	Zb2207	FB22439H	F4R-S2-207R	FYR 2 7/16	QAFY13A207ST
2 1/2		Zb2208	FB22440H	F4R-S2-208R	FYR 2 1/2	QAFY13A208ST
2 11/16	27	Zb2211	FB22443H	F4R-S2-211R	FYR 2 11/16	QAFY15A211ST
2 3/4		Zb2212	FB22444H	F4R-S2-212R	FYR 2 3/4	QAFY15A212ST
2 15/16	26	Zb2215	FB22447H	F4R-S2-215R	FYR 2 15/16	QAFY15A215ST
3		Zb2300	FB22448H	F4R-S2-300R	FYR 3	QAFY15A300ST
3 7/16	40	Zb2307	FB22455H		FYR 3 7/16	QAFL18A307ST
3 1/2		Zb2308				QAFL18A308ST
3 11/16	55	Zb2311				
3 15/16		Zb2315				QAFL20A315ST
4		Zb2400				QAFL20A400ST
4 7/16	98					
4 15/16	145					

Piloted Flange

Shaft Dia	Weight lbs	INTERCHANGE				
		REX	LINKBELT	DODGE	SKF	QM/TIMKEN
1 7/16	6.3	ZBR2107	FCB22423H	FC-S2-107R	FYRP 1 7/16	
1 1/2		ZBR2108	FCB22424H	FC-S2-108R	FYRP 1 1/2	
1 11/16	7.5	ZBR2111	FCB22427H	FC-S2-111R	FYRP 1 11/16	
1 3/4		ZBR2112	FCB22428H	FC-S2-112R	FYRP 1 3/4	
1 15/16	8.5	ZBR2115	FCB22431H	FC-S2-115R	FYRP 1 15/16	QACW10A115ST
2		ZBR2200	FCB22432H	FC-S2-200R	FYRP 2	QACW10A200ST
2 3/16	11	ZBR2203	FCB22435H	FC-S2-203R	FYRP 2 3/16	QACW11A203ST
2 7/16	14	ZBR2207	FCB22439H	FC-S2-207R	FYRP 2 7/16	QACW13A207ST
2 1/2		ZBR2208	FCB22440H	FC-S2-208R	FYRP 2 1/2	QACW13A208ST
2 11/16	20.5	ZBR2211	FCB22443H	FC-S2-211R	FYRP 2 11/16	QACW15A211ST
2 3/4		ZBR2212	FCB22444H	FC-S2-212R	FYRP 2 3/4	QACW15A212ST
2 15/16	19.5	ZBR2215	FCB22447H	FC-S2-215R	FYRP 2 15/16	QACW15A215ST
3		ZBR2300	FCB22448H	FC-S2-300R	FYRP 3	QACW15A300ST
3 7/16	32	ZBR2307	FCB22455H	FC-S2-307R	FYRP 3 7/16	QACW18A307ST
3 1/2		ZBR2308	FCB22456H	FC-S2-308R		QACW18A308ST
3 11/16	41	ZBR2311	FCB22459H	FC-S2-311R		
3 15/16		ZBR2315	FCB22463H	FC-S2-315R		QACW20A315ST
4		ZBR2400	FCB22464H	FC-S2-400R		QACW20A400ST
4 7/16	64	ZBR5407Y		FC-S2-407R		
4 15/16	72	ZBR5415		FC-S2-415R		

Center Pull Take-Up

Shaft Dia	Weight lbs	INTERCHANGE				
		REX	LINKBELT	DODGE	SKF	QM/TIMKEN
1 11/16	10	Zt2111	TB22427H	WSTU-S2-111R	TBR 1 11/16	
1 3/4		Zt2112	TB22428H	WSTU-S2-112R	TBR 1 3/4	
1 15/16	10	Zt2115	TB22431H	WSTU-S2-115R	TBR 1 15/16	QATU10A115ST
2		Zt2200	TB22432H	WSTU-S2-200R	TBR 2	QATU10A200ST
2 3/16	13.5	Zt2203	TB22435H	WSTU-S2-203R	TBR 2 3/16	QATU11A203ST
2 7/16	18	Zt2207	TB22439H	WSTU-S2-207R	TBR 2 7/16	QATU13A207ST
2 1/2		Zt2208	TB22440H	WSTU-S2-208R	TBR 2 1/2	QATU13A208ST
2 11/16	28	Zt2211	TB22443H	WSTU-S2-211R	TBR 2 11/16	QATU15A211ST
2 3/4		Zt2212	TB22444H	WSTU-S2-212R	TBR 2 3/4	QATU15A212ST
2 15/16	28	Zt2215	TB22447H	WSTU-S2-215R	TBR 2 15/16	QATU15A215ST
3		Zt2300	TB22448H	WSTU-S2-300R	TBR 3	QATU15A300ST
3 7/16	40.5	Zt2307	TB22455H	WSTU-S2-307R	TBR 3 7/16	QATU18A307ST
3 1/2		Zt2308	TB22456H	WSTU-S2-308R	TBR 3 1/2	QATU18A308ST
3 11/16	58	Zt2311	TB22459H	WSTU-S2-311R	TBR 3 11/16	
3 15/16		Zt2315	TB22463H	WSTU-S2-315R	TBR 3 15/16	QATU20A315ST
4	90 130	Zt2400	TB22464H	WSTU-S2-400R	TBR 4	QATU20A400ST
4 7/16						
4 1/2						
4 15/16						



Top Angle Take-Up

Shaft Dia	Weight lbs	INTERCHANGE		
		REX	LINKBELT	SKF
1 11/16	13	Zn2111	DSB22427H	TRH 1 11/16
1 3/4		Zn2112	DSB22428H	TRH 1 3/4
1 15/16	15	Zn2115	DSB22431H	TRH 1 15/16
2		Zn2200	DSB22432H	TRH 2
2 3/16	17	Zn2203	DSB22435H	TRH 2 3/16
2 7/16	22	Zn2207	DSB22439H	TRH 2 7/16
2 1/2		Zn2208	DSB22440H	TRH 2 1/2
2 11/16	30	Zn2211	DSB22443H	TRH 2 11/16
2 3/4		Zn2212	DSB22444H	TRH 2 3/4
2 15/16	30	Zn2215	DSB22447H	TRH 2 15/16
3		Zn2300	DSB22448H	TRH 3
3 7/16	44	Zn2307	DSB22455H	TRH 3 7/16
3 1/2		Zn2308	DSB22456H	TRH 3 1/2
3 11/16	97	Zn2311	DSB22459H	
3 15/16		Zn2315	DSB22463H	TRH 3 15/16
4		Zn2400	DSB22464H	TRH 4

Top Angle Take-Up Frame

Shaft Dia	INTERCHANGE		
	REX	LINKBELT	SKF
1 15/16			
2	ZNT6-	DSB22431H-	PA-1
2 3/16	ZNT7-	DSB22435H-	PA-2
2 7/16	ZNT8-	DSB22439H-	PA-11
2 1/2			
2 15/16	ZNT9-	DSB22447H-	PA-4
3			
3 7/16	ZNT10-	DSB22455H	PA-5
3 1/2			
3 15/16	ZNT11-	DSB22463H-	PA-6
4			
4 7/16			
4 15/16			

Parts Interchange of Mounted Spherical Bearings

Shaft Dia	REX	LINK BELT	DODGE	BROWNING	SKF
1-7/16	ZA2107	PB22423	EP2B-S2-107R	SPB1000NE1-7/16	SYR 1-7/16
1-1/2	ZA2108	PB22424	EP2B-S2-108R	SPB1000NE1-1/2	SYR 1-1/2
1-11/16	ZA2111	PB22427	EP2B-S2-111R	SPB1000NE1-11/16	SYR 1-11/16
1-3/4	ZA2112	PB22428	EP2B-S2-112R	SPB1000NE1-3/4	SYR 1-3/4
1-15/16	ZA2115	PB22431	EP2B-S2-115R	SPB1000NE1-15/16	SYR 1-15/16
2	ZA2200	PB22432	EP2B-S2-200R	SPB1000NE2	SYR 2
2-3/16	ZA2203	PB22435	EP2B-S2-203R	SPB1000NE2-3/16	SYR 2-3/16
2-7/16	ZA2207	PB22439	EP2B-S2-207R	SPB1000NE2-7/16	SYR 2-7/16
2-1/2	ZA2208	PB22440	EP2B-S2-208R	SPB1000NE2-1/2	SYR 2-1/2
2-15/16	ZA2215	PB22447	EP2B-S2-215R	SPB1000NE2-15/16	SYR 2-15/16
3	ZA2300	PB22448	EP2B-S2-300R	SPB1000NE3	SYR 3
3-7/16	ZA2307	PB22455	EP2B-S2-307R	SPB1000NE3-7/16	SYR 3-7/16
3-1/2	ZA2308	PB22448	EP2B-S2-308R	SPB1000NE3-1/2	SYR 3-1/2
3-15/16	ZA2315	PB22463	EP2B-S2-315R	SPB1000NE3-15/16	SYR 3-15/16
4	ZA2400	PB22464	EP2B-S2-400R	SPB1000NE4	SYR 4



Since 1974

BEARING MANUFACTURING INDIA

A/206, Flying Colours,
Above Croma Showroom,
P.D.U. Marg, Mulund - West,
Mumbai - 400 080. India.

Tel: 0091 22 2564 0000

Fax: 0091 22 2561 4680

Email: sales@bmibearings.com